



US00D901567S

(12) **United States Design Patent**
Zajac

(10) **Patent No.:** **US D901,567 S**

(45) **Date of Patent:** **** Nov. 10, 2020**

- (54) **GEAR WHEEL**
- (71) Applicant: **Tarheel Distributors, Inc.**, Sanford, NC (US)
- (72) Inventor: **Joe Zajac**, Raleigh, NC (US)
- (73) Assignee: **Tarheel Distributors, Inc.**, Sanford, NC (US)

6,830,508	B2	12/2004	Hazenbroek et al.
D771,896	S	11/2016	Hagendoorn
D772,518	S	11/2016	Hagendoorn
D772,519	S	11/2016	Hagendoorn
2002/0090905	A1	7/2002	Moriarty
2004/0198209	A1	10/2004	Hazenbroek et al.
2007/0184768	A1	8/2007	Sorensen et al.
2013/0196584	A1*	8/2013	van den Berg A22B 7/002 452/188

(**) Term: **15 Years**

* cited by examiner

Primary Examiner — Patricia A Palasik

(21) Appl. No.: **29/693,135**

(74) *Attorney, Agent, or Firm* — Coats & Bennett PLLC

(22) Filed: **May 31, 2019**

(51) **LOC (12) Cl.** **15-09**

(57) **CLAIM**

(52) **U.S. Cl.**
USPC **D15/148; D34/29**

The ornamental design for a gear wheel, as shown and described.

(58) **Field of Classification Search**
USPC D15/138, 148, 149; D34/29
CPC A22C 21/0007
See application file for complete search history.

DESCRIPTION

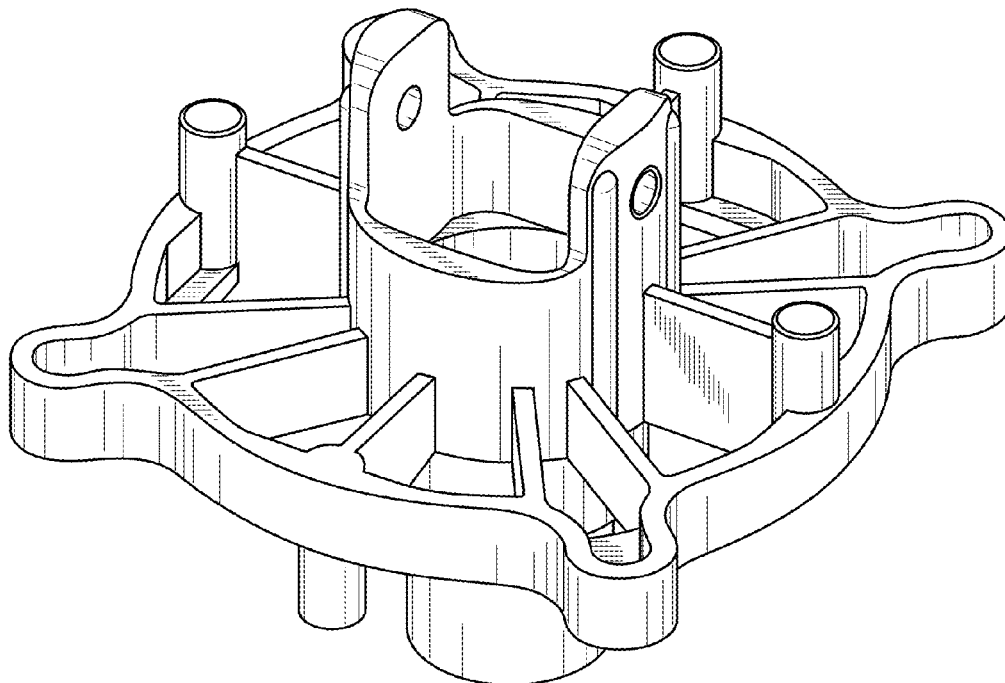
(56) **References Cited**

U.S. PATENT DOCUMENTS

3,243,841	A	4/1966	Altenpohl et al.
3,249,963	A	5/1966	Strandine
3,289,245	A	12/1966	Van Dolah et al.
D349,736	S *	8/1994	Hatting D21/561
D364,199	S *	11/1995	Schmidt D21/488
D366,073	S *	1/1996	Schmidt D21/488
5,487,700	A	1/1996	Dillard
6,017,269	A	1/2000	Altenpohl, III
6,277,021	B1 *	8/2001	Meyn A22C 21/0007 452/182
6,764,393	B1	7/2004	Hazenbroek et al.
D498,778	S *	11/2004	Hu D15/148

FIG. 1 is a perspective view of the gear wheel as viewed from the top.
 FIG. 2 is a perspective view of the gear wheel as viewed from the bottom.
 FIG. 3 is a front elevational view of the gear wheel.
 FIG. 4 is a rear elevational view of the gear wheel.
 FIG. 5 is a side elevational view of one side of the gear wheel.
 FIG. 6 is a side view of the gear wheel viewed from the opposite side of FIG. 5.
 FIG. 7 is a top plan view of the gear wheel; and,
 FIG. 8 is a bottom plan view of the gear wheel.

1 Claim, 8 Drawing Sheets



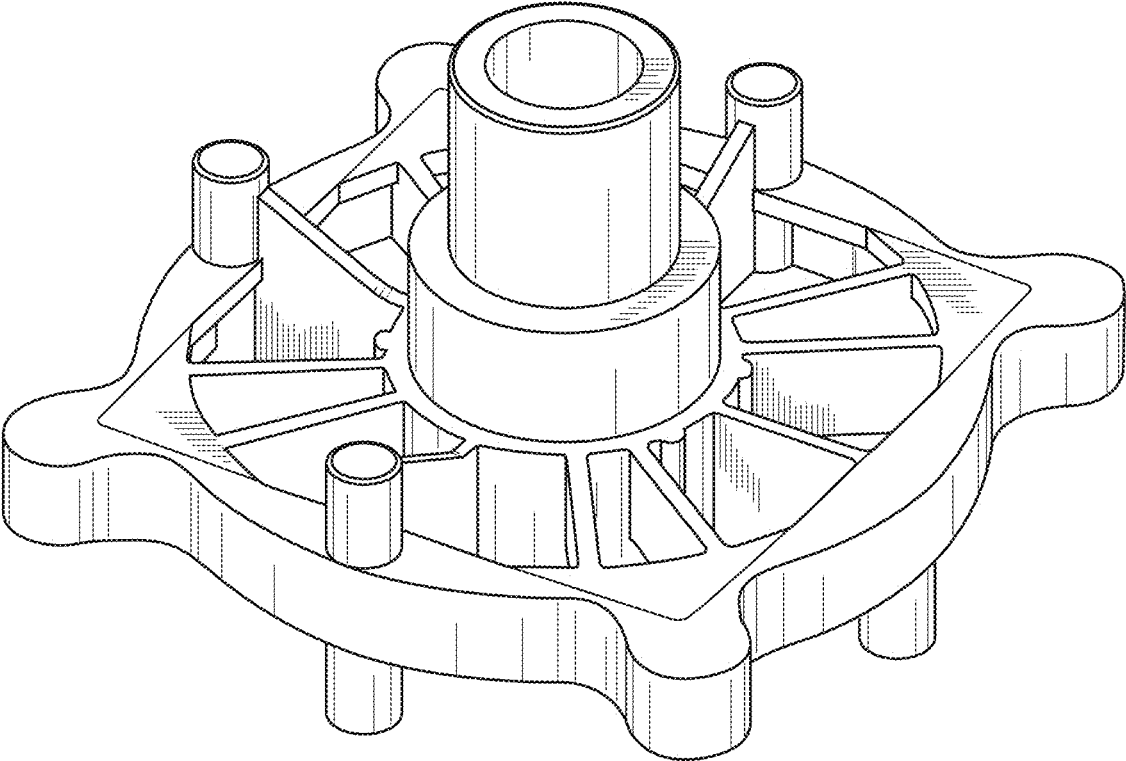


FIG. 1

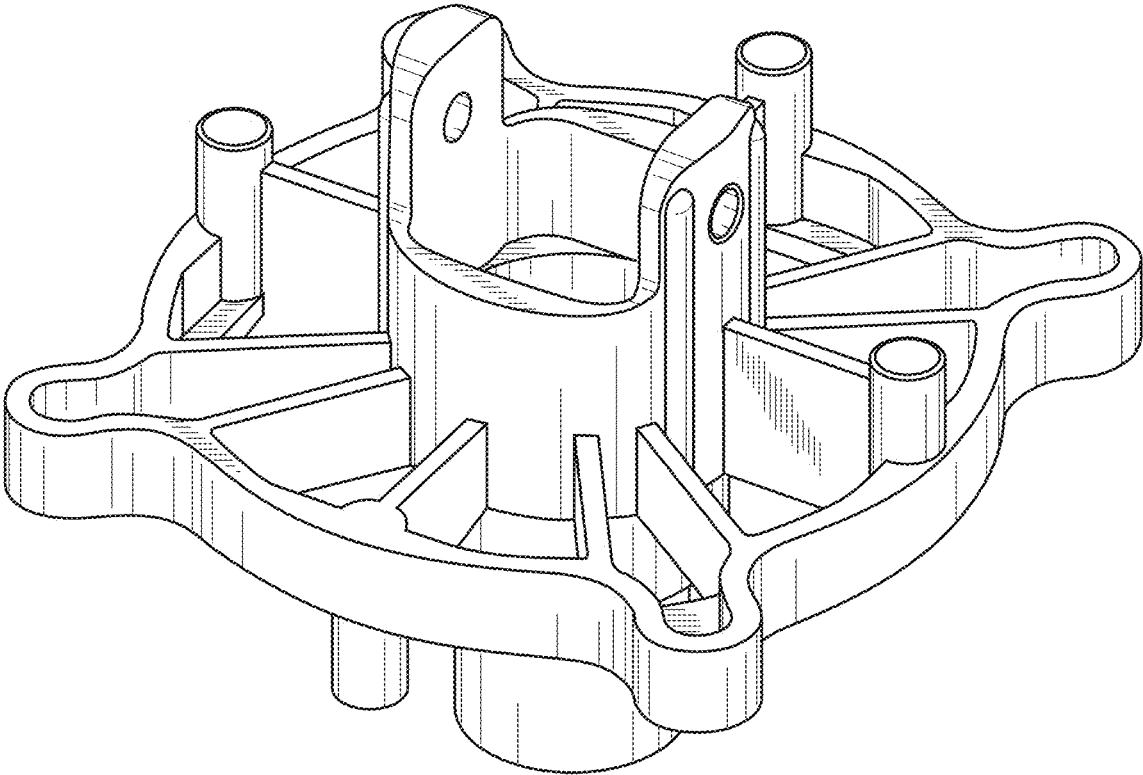


FIG. 2

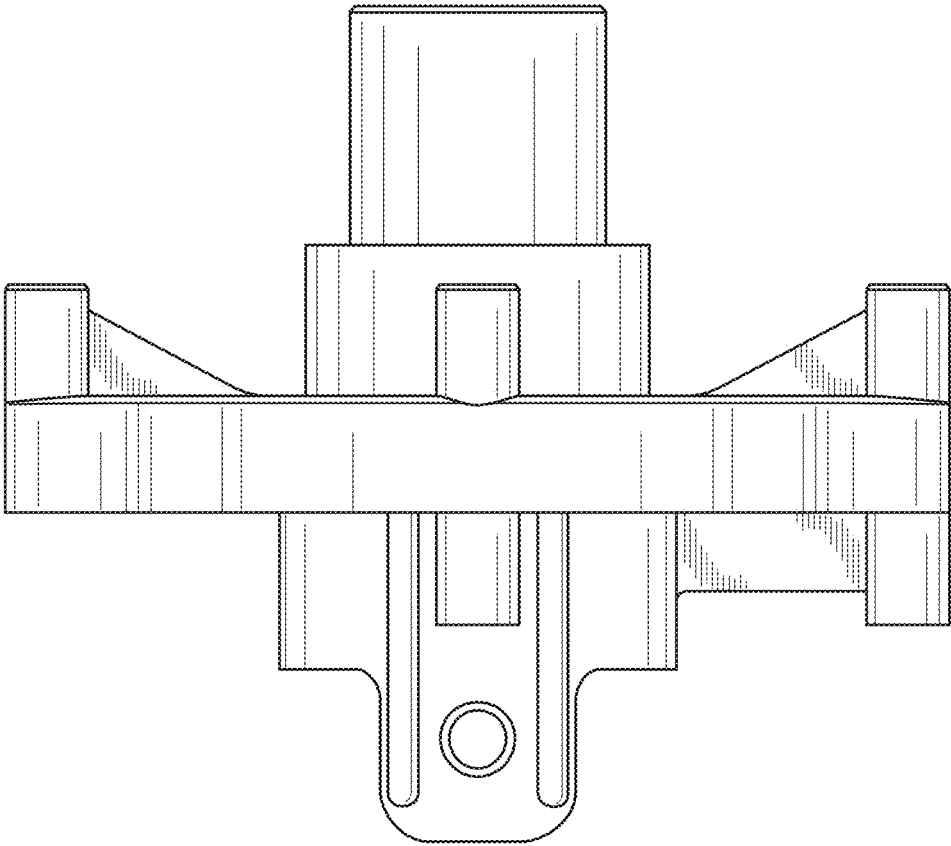


FIG. 3

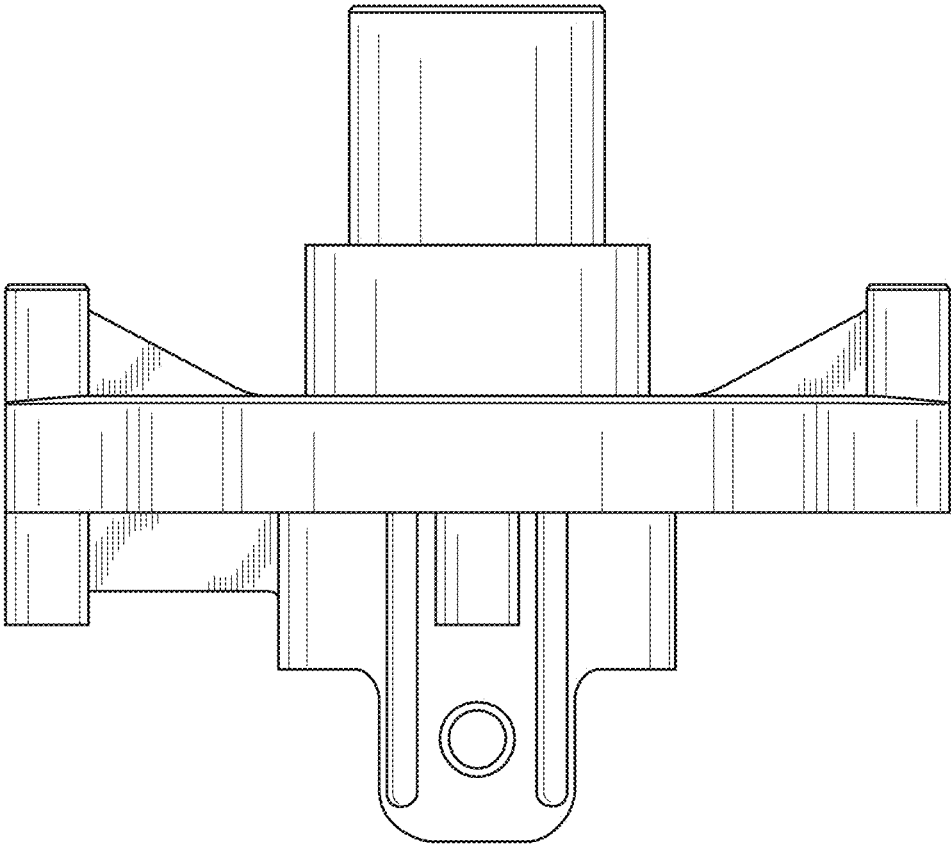


FIG. 4

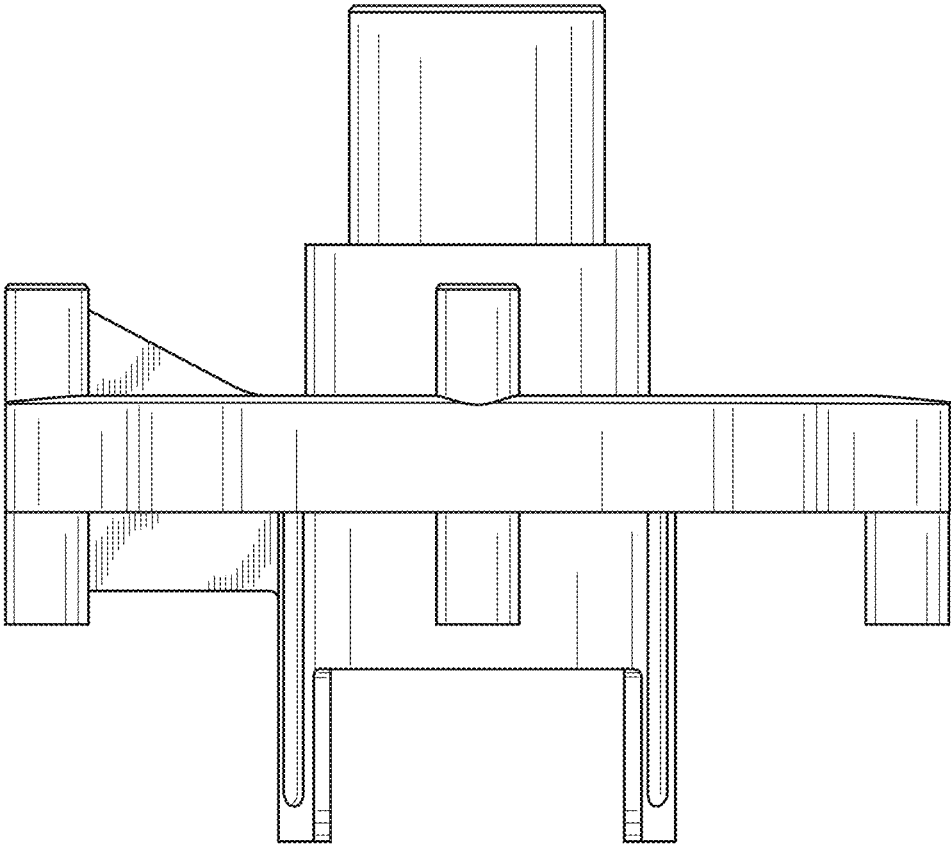


FIG. 5

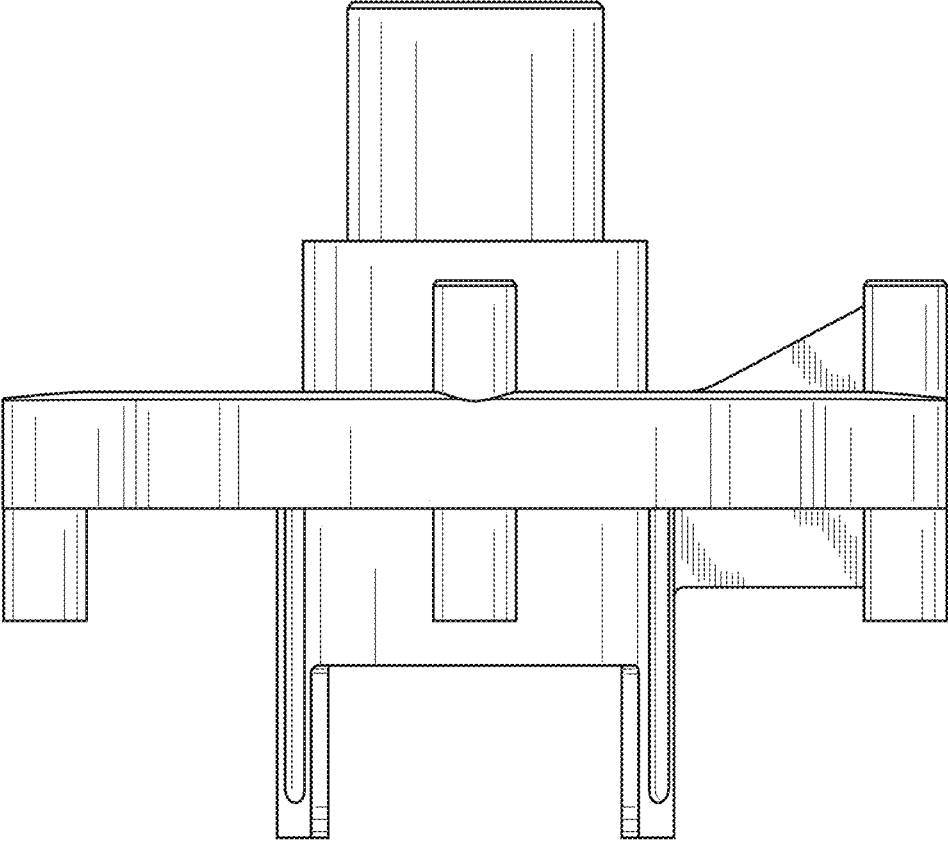


FIG. 6




FIG. 7




FIG. 8