



US00D790087S

(12) **United States Design Patent**
Tyson

(10) **Patent No.:** **US D790,087 S**
(45) **Date of Patent:** **** Jun. 20, 2017**

(54) **OIL CANDLE**

(71) Applicant: **G. Philip Tyson**, Sarasota, FL (US)

(72) Inventor: **G. Philip Tyson**, Sarasota, FL (US)

(**) Term: **15 Years**

(21) Appl. No.: **29/531,300**

(22) Filed: **Jun. 24, 2015**

(51) **LOC (10) Cl.** **25-01**

(52) **U.S. Cl.**
USPC **D26/22; D9/500**

(58) **Field of Classification Search**
USPC D9/500, 503-505, 516, 530, 537, 539,
D9/544-545, 549, 558, 715, 719, 745;
D7/300, 300.1, 598; D26/6-9, 16, 22;
D23/355, 362, 366
CPC F21V 35/00; F21V 37/0095
See application file for complete search history.

(56) **References Cited**

U.S. PATENT DOCUMENTS

D52,480 S *	9/1918	Hoffman	D9/772
D448,247 S *	9/2001	Hong	D7/591
D459,656 S *	7/2002	Burger	D9/503
D483,265 S *	12/2003	Maffei	D9/500
D491,066 S *	6/2004	Le Goff	D9/500
D526,197 S *	8/2006	Lauret	D9/505
D561,026 S *	2/2008	Rica	D9/500
D581,271 S *	11/2008	Laupie	D9/500
D591,596 S *	5/2009	Rica	D9/500
D595,134 S *	6/2009	Rica	D9/500
D598,286 S *	8/2009	DeMarco	D9/500

D619,013 S *	7/2010	Potts	D9/500
D635,856 S *	4/2011	Lauret	D9/500
D637,083 S *	5/2011	Delbon	D9/500
D652,301 S *	1/2012	Pelkey	D9/500
D652,721 S *	1/2012	Pelkey	D9/500
D659,537 S *	5/2012	Ritzenhoff	D23/366
D659,538 S *	5/2012	Lecetre	D9/500
D688,948 S *	9/2013	Gonzalez Rodriguez	D9/500
D691,885 S *	10/2013	Potts	D9/500
D704,060 S *	5/2014	Maillet	D9/500
D742,562 S *	11/2015	Kasha	D26/22

* cited by examiner

Primary Examiner — Ian Simmons

Assistant Examiner — Keith Frank

(74) *Attorney, Agent, or Firm* — IDP Patent Services;
Olav M. Underdal

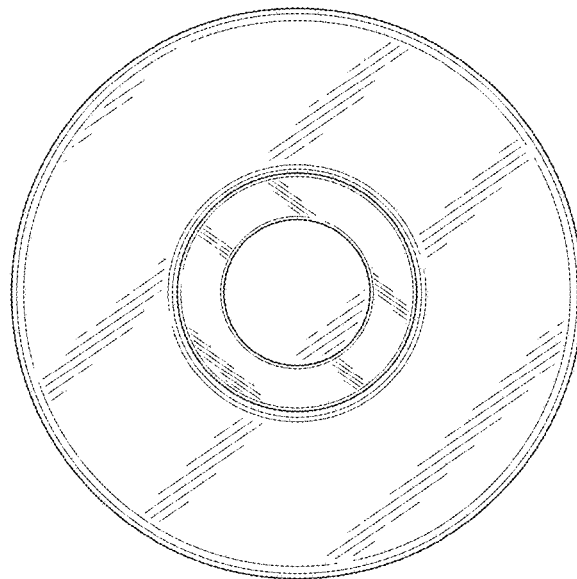
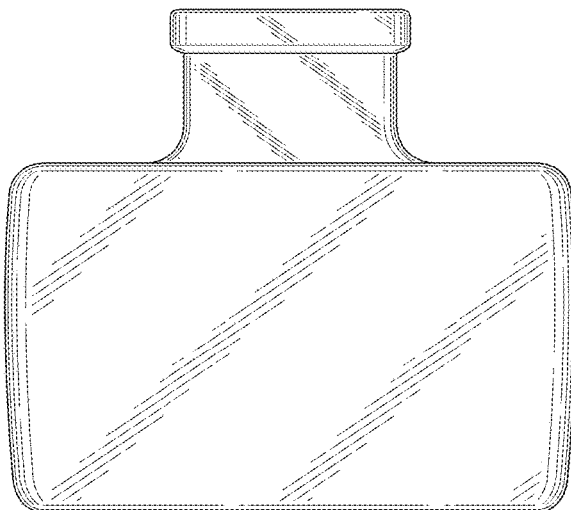
(57) **CLAIM**

The ornamental design for an oil candle, as shown and described.

DESCRIPTION

FIG. 1 is a perspective view of an oil candle;
FIG. 2 is a front view thereof;
FIG. 3 is a rear view thereof;
FIG. 4 is a left side view thereof;
FIG. 5 is a right side view thereof;
FIG. 6 is a top view thereof;
FIG. 7 is a bottom view thereof; and,
FIG. 8 is a perspective view thereof, shown with environmental wick collar inserted.
The broken lines show environmental detail only and form no part of the claimed design.

1 Claim, 8 Drawing Sheets



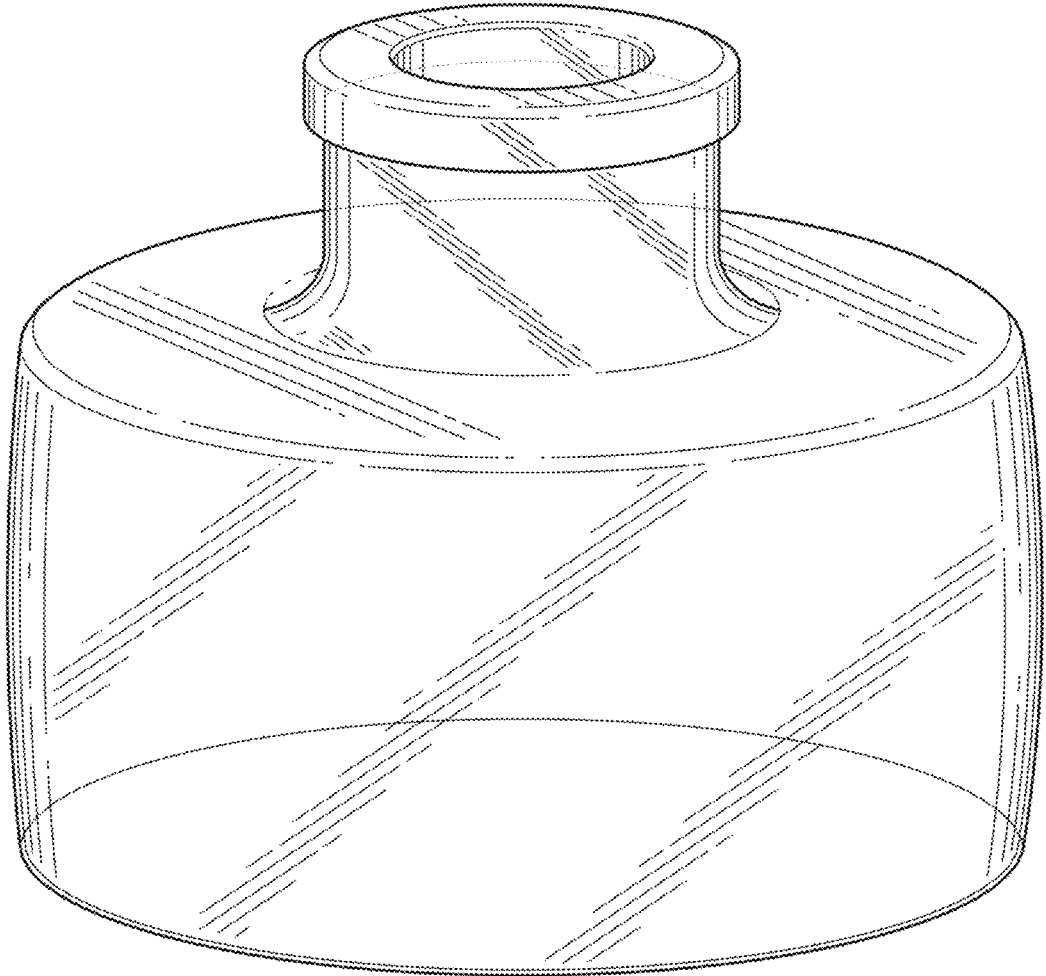


FIG. 1

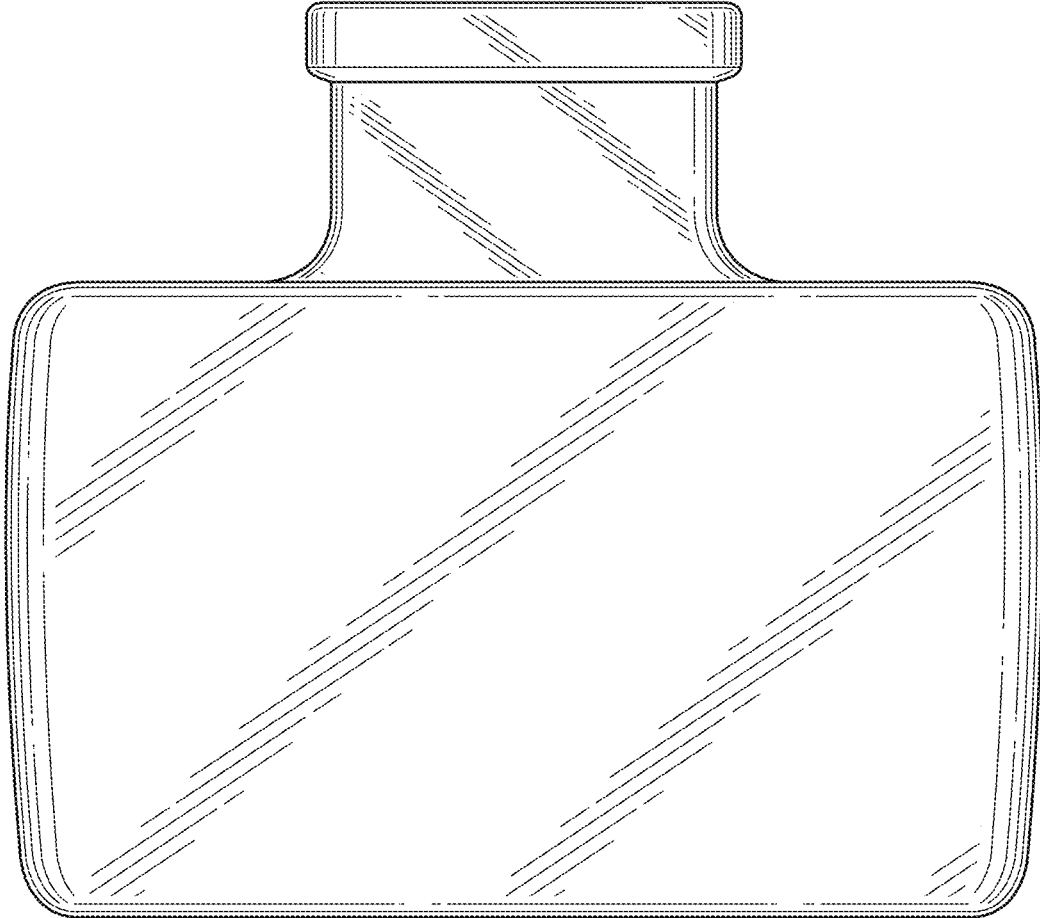


FIG. 2

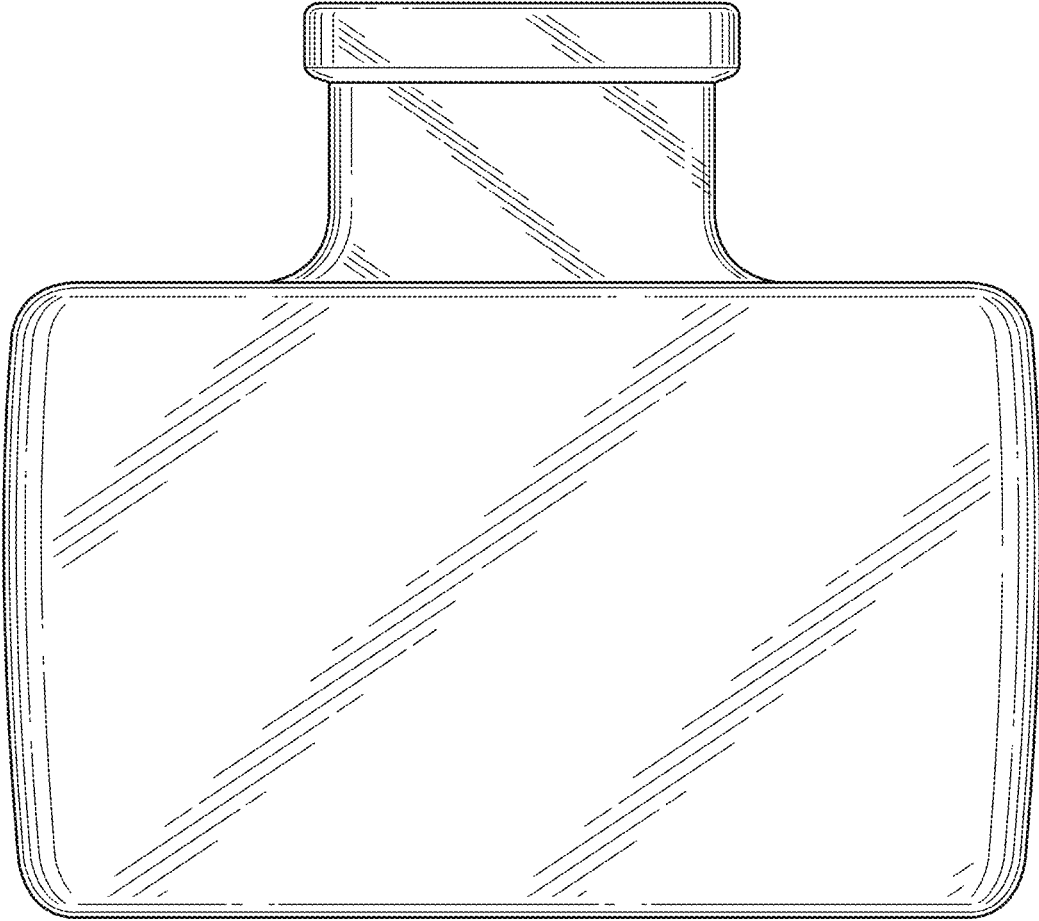


FIG. 3

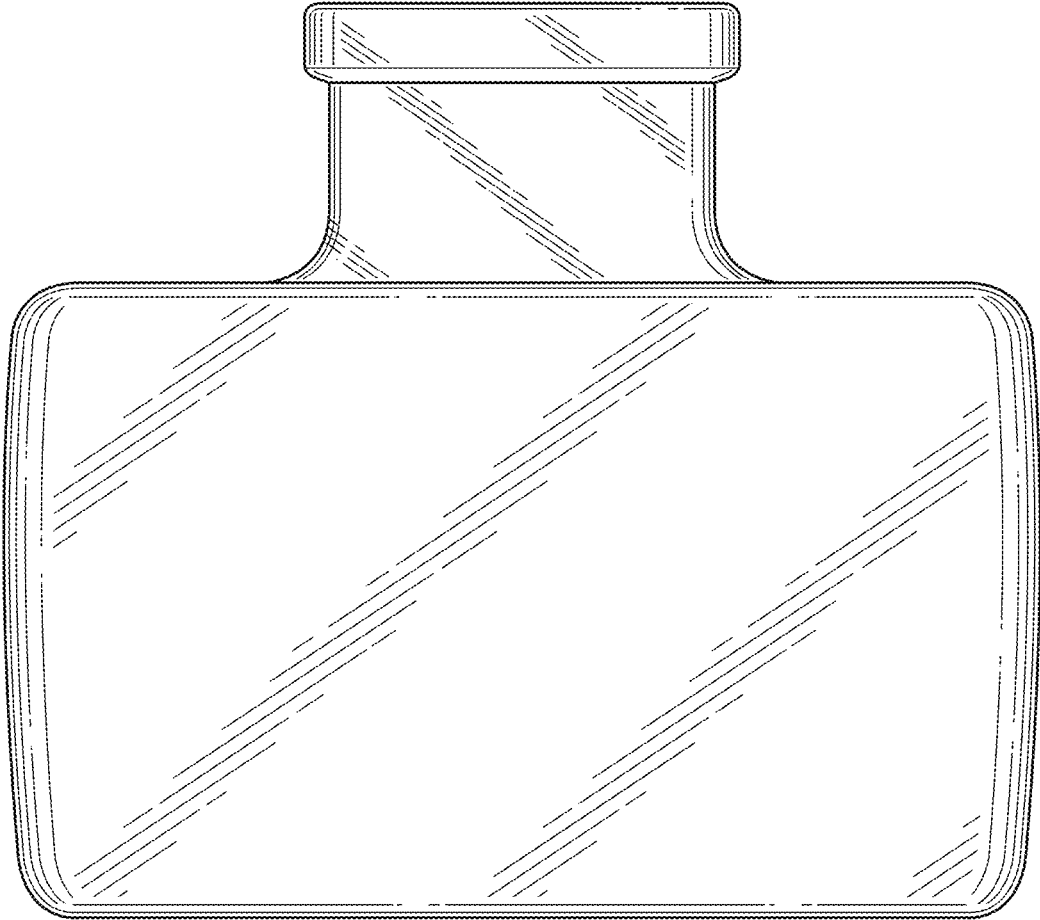


FIG. 4

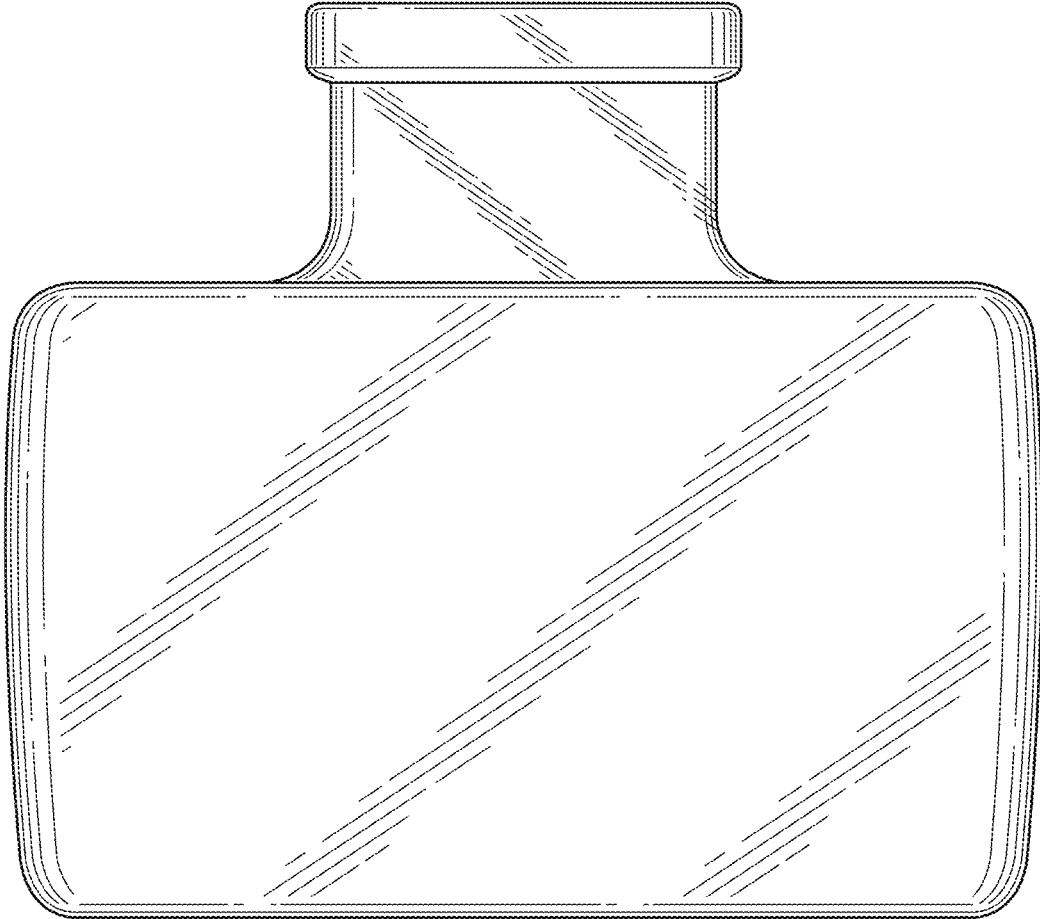


FIG. 5

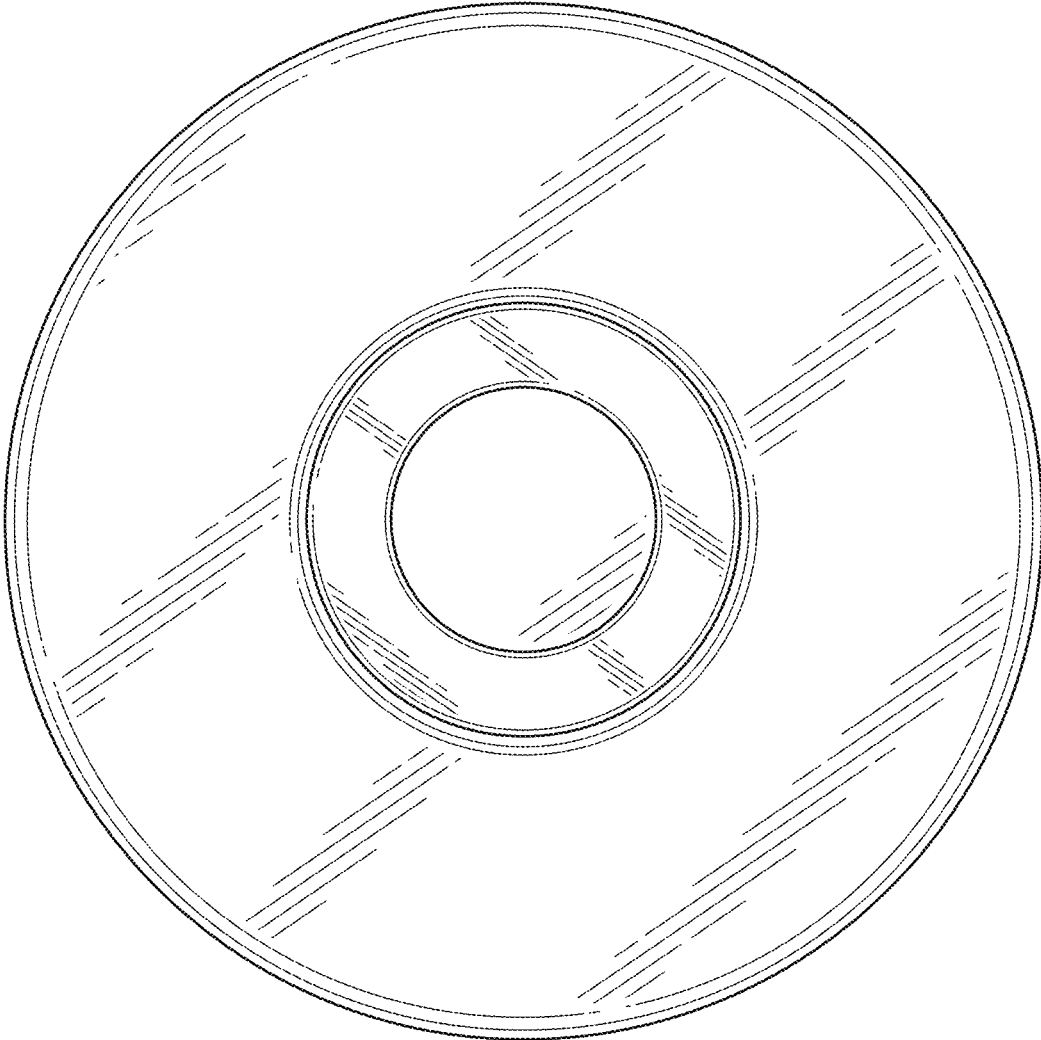


FIG. 6

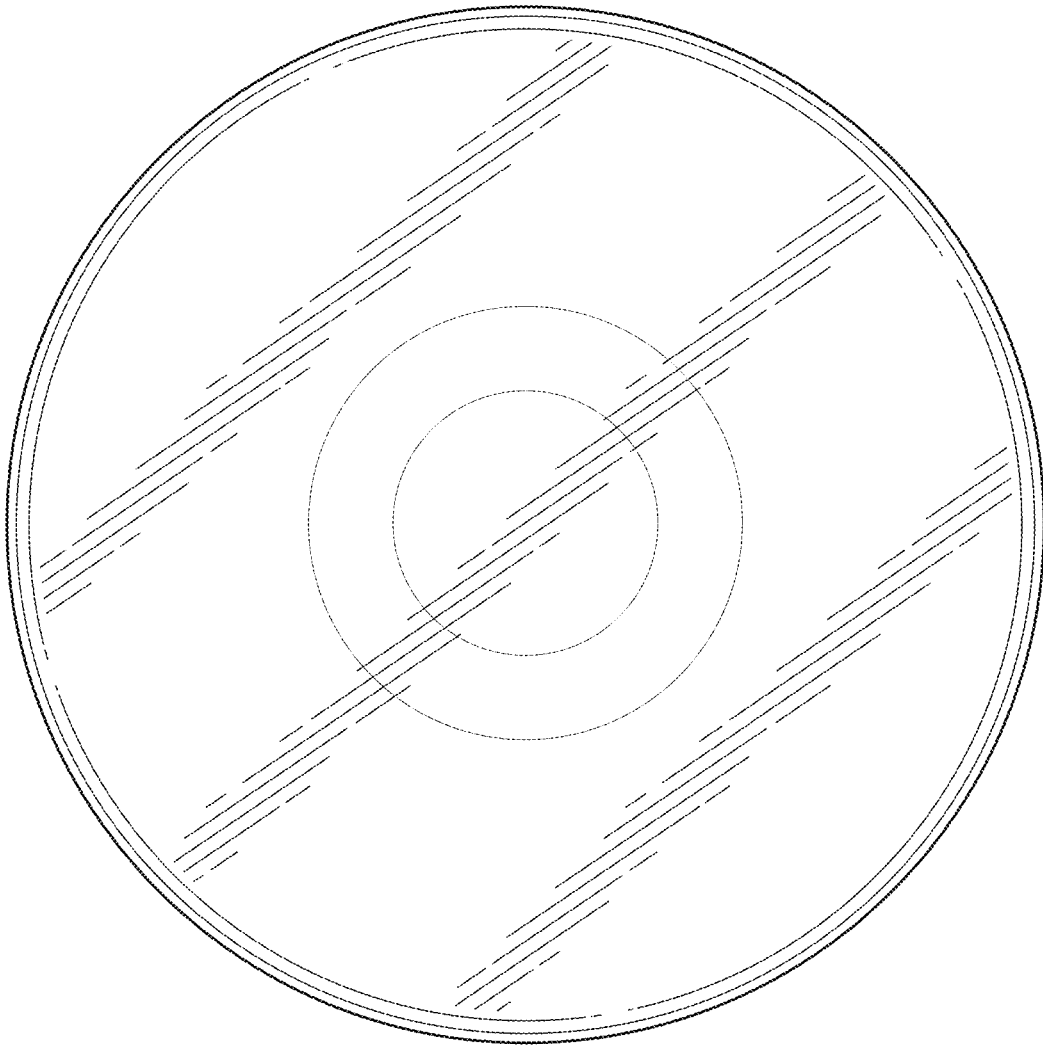


FIG. 7

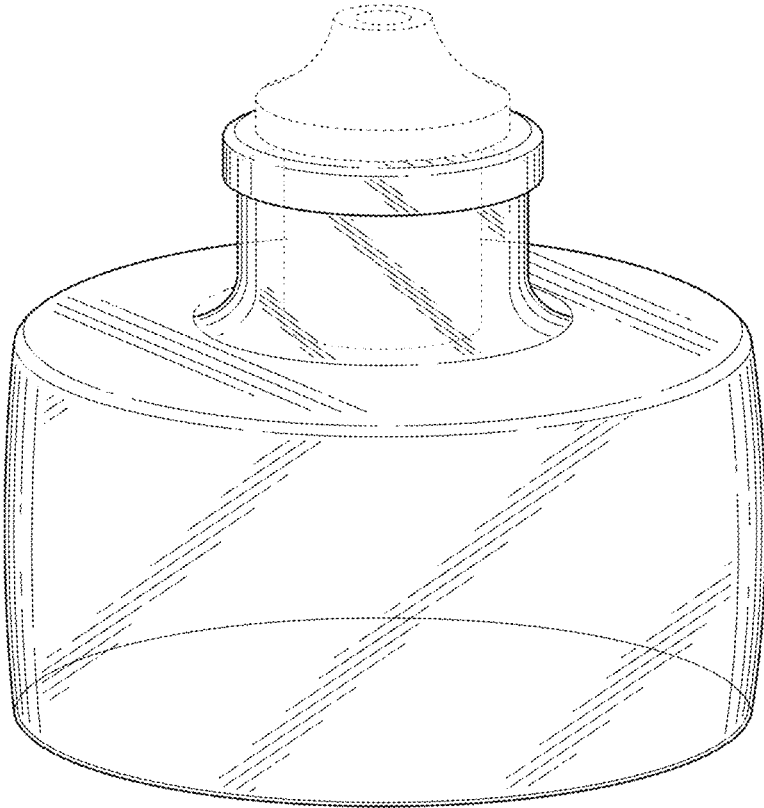


FIG. 8