



US00D852487S

(12) **United States Design Patent**
Greenhalgh

(10) **Patent No.:** **US D852,487 S**

(45) **Date of Patent:** **** Jul. 2, 2019**

(54) **SHOE**

5/02; A43B 5/025; A43B 5/06; A43B 5/08; A43B 5/10; A43B 5/14

See application file for complete search history.

(71) Applicant: **Reebok International Limited**, London (GB)

(56) **References Cited**

(72) Inventor: **John S. Greenhalgh**, Foxboro, MA (US)

U.S. PATENT DOCUMENTS

(73) Assignee: **Reebok International Limited**, London (GB)

4,616,432 A	10/1986	Bunch et al.
4,785,558 A	11/1988	Shiomura
D319,723 S	9/1991	Greene
D391,752 S	3/1998	von Conta
D401,047 S	11/1998	Serna
6,910,288 B2	6/2005	Dua
D554,845 S	11/2007	Caine
D561,451 S	2/2008	Belley et al.
D570,084 S	6/2008	Henderson
D577,888 S	10/2008	Horne et al.
D636,575 S	4/2011	Raysse
D644,017 S	8/2011	Yi
D662,299 S	6/2012	Raysse
D662,302 S	6/2012	Teng-Lee

(**) Term: **15 Years**

(21) Appl. No.: **29/656,058**

(22) Filed: **Jul. 10, 2018**

Related U.S. Application Data

(60) Continuation of application No. 29/553,633, filed on Feb. 3, 2016, now Pat. No. Des. 824,651, which is a division of application No. 29/450,748, filed on Mar. 21, 2013, now Pat. No. Des. 748,904.

(Continued)

Primary Examiner — Elizabeth J Oswecki
(74) *Attorney, Agent, or Firm* — Sterne, Kessler, Goldstein & Fox P.L.L.C.

(51) **LOC (11) CI.** **02-04**

(57) **CLAIM**

The ornamental design for a shoe, as shown and described.

(52) **U.S. CI.**
USPC **D2/969**

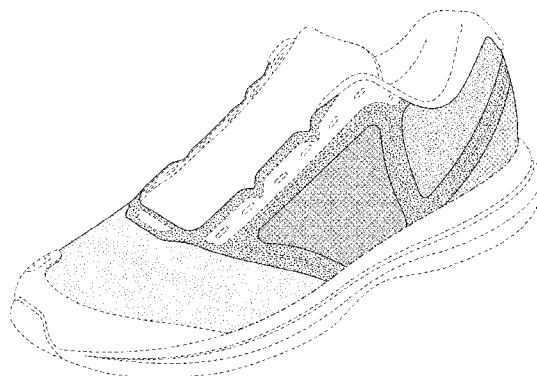
DESCRIPTION

(58) **Field of Classification Search**
USPC D2/896, 902, 905, 906, 907, 908, 929, D2/943, 944, 945, 969, 972, 977; 36/83, 36/113, 114, 115, 126-131, 3 A, 45, 46.5, 36/57
CPC .. A43B 7/96; A43B 7/08; A43B 7/081; A43B 7/082; A43B 7/084; A43B 7/085; A43B 23/02; A43B 23/0205; A43B 23/021; A43B 23/0245; A43B 23/04; A43B 23/042; A43B 23/026; A43B 5/00; A43B 5/001; A43B 5/002; A43B 5/008; A43B

FIG. 1 is a top front perspective view of a shoe showing our new design;
FIG. 2 is a left side view thereof;
FIG. 3 is a right side view thereof;
FIG. 4 is a top plan view thereof;
FIG. 5 is a front view thereof; and,
FIG. 6 is a rear view thereof.

The different stippling patterns represent a contrast in appearance of material. The surface areas showing the stippling pattern form a part of the claimed design. The dashed broken lines in the figures show portions of the shoe that form no part of the claimed design.

(Continued)



The dot-dash broken lines in the figures show boundaries that form no part of the claimed design.

1 Claim, 5 Drawing Sheets

(56)

References Cited

U.S. PATENT DOCUMENTS

D677,874 S	3/2013	Hardman
8,429,835 B2	4/2013	Dojan et al.
D681,931 S	5/2013	Raysse
D683,124 S	5/2013	Raasch
D687,218 S	8/2013	Teng-Lee
D688,857 S	9/2013	Teng-Lee
D701,384 S	3/2014	Leleu
D702,930 S	4/2014	Rademacher
D702,931 S	4/2014	Raysse
D707,939 S	7/2014	McCourt

D707,940 S	7/2014	Lonigan	
D713,630 S	9/2014	Lonigan	
D722,760 S	2/2015	Lane	
D726,401 S	4/2015	Teeter	
D748,904 S	2/2016	Greenhalgh	
D765,376 S	9/2016	de Costa Pereira Machado	
D789,068 S	6/2017	Little	
D790,830 S	7/2017	McCourt	
D792,694 S	7/2017	Cin	
D793,689 S	8/2017	McCourt	
D793,702 S	8/2017	Parker	
D802,284 S	11/2017	McCullagh	
D802,287 S	11/2017	Gibson	
D805,286 S *	12/2017	Martin	D2/972
9,907,358 B2 *	3/2018	Ariola	A43B 23/0245
D814,168 S *	4/2018	Stauffer	D2/972
D817,620 S *	5/2018	Weddle	D2/969
D822,973 S *	7/2018	Nickless	D2/969
D824,651 S *	8/2018	Greenhalgh	D2/969
D824,652 S *	8/2018	Benzien	D2/969
D828,001 S *	9/2018	Sokol	D2/972

* cited by examiner

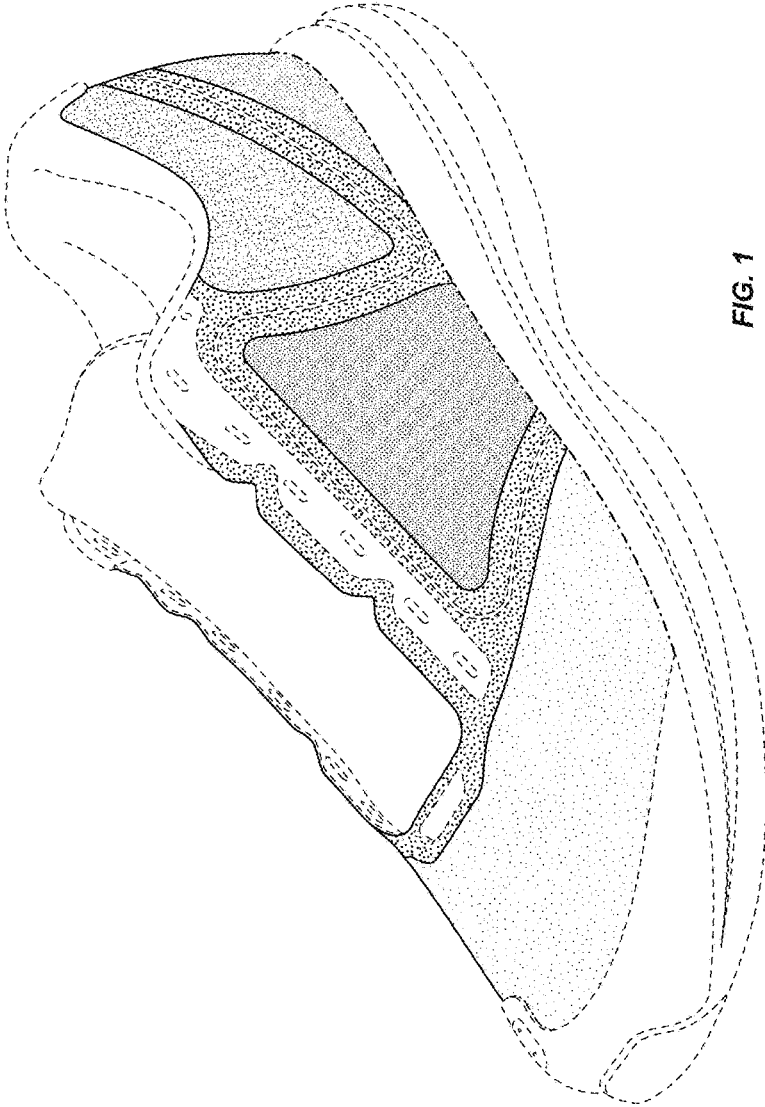


FIG. 1

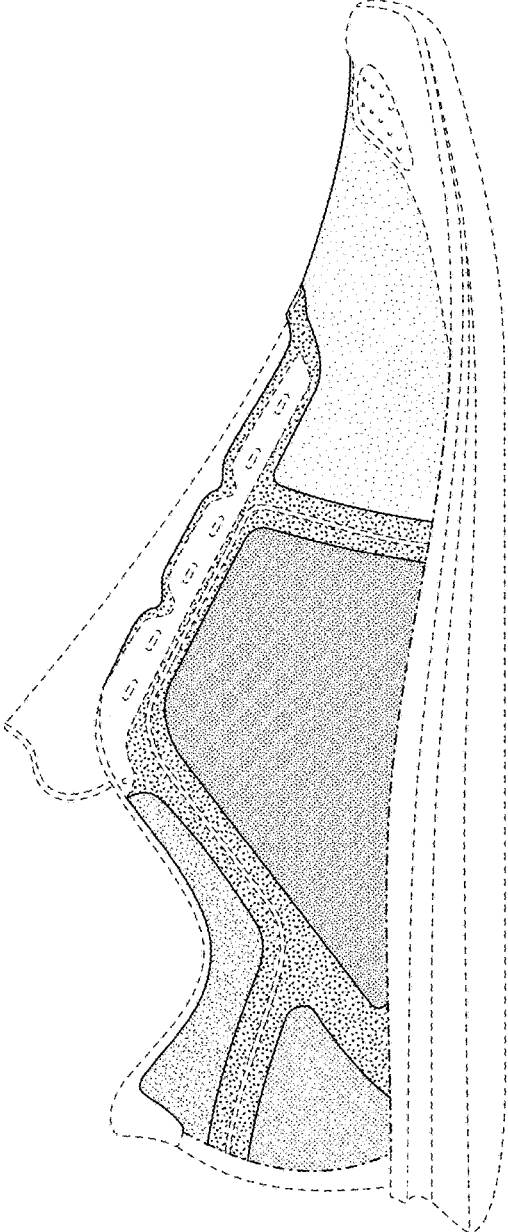


FIG. 2

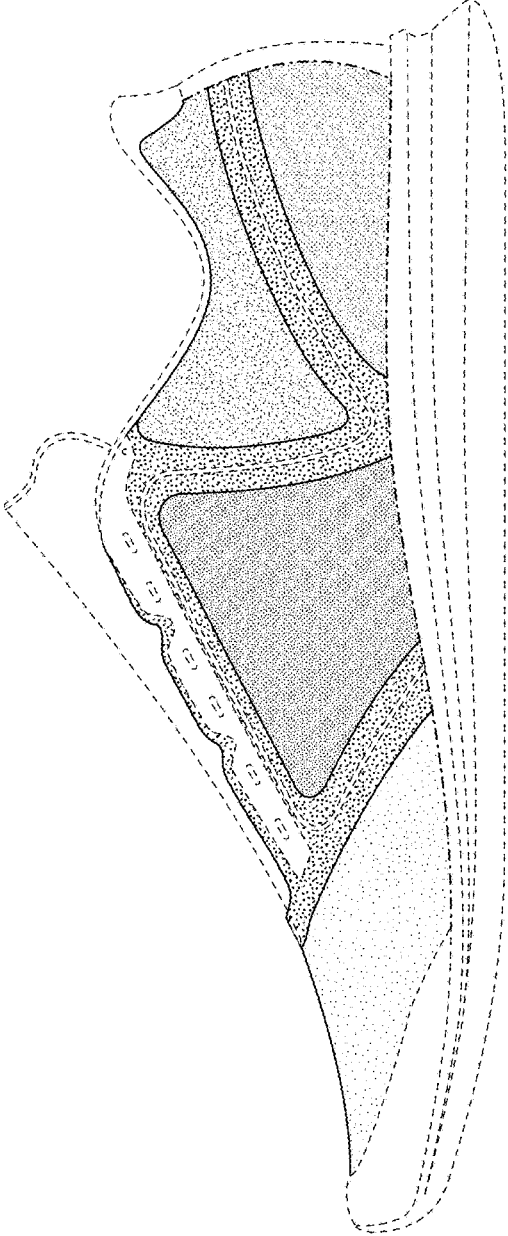


FIG. 3

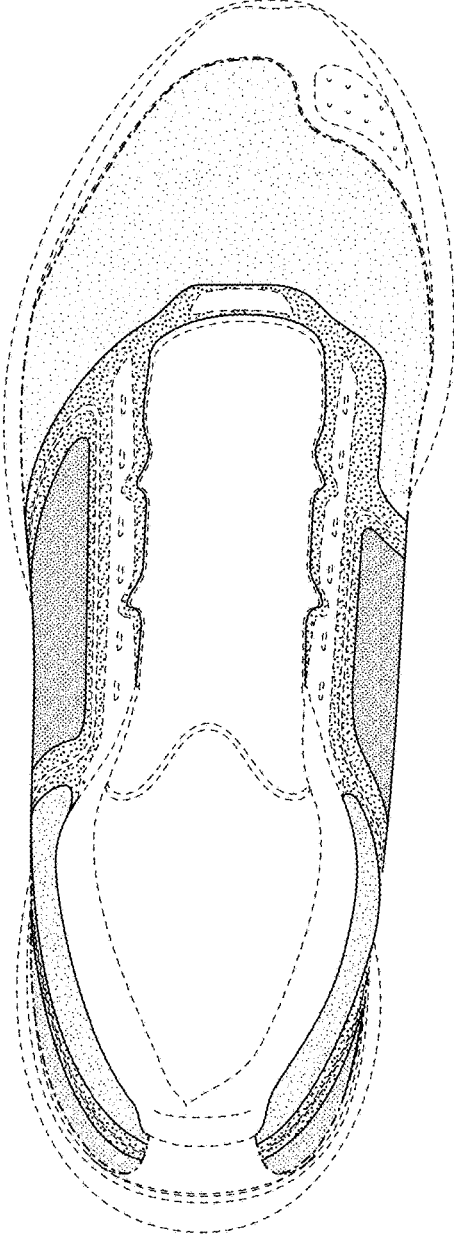


FIG. 4

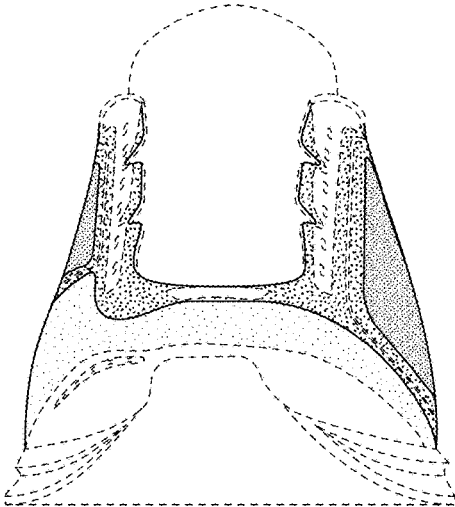


FIG. 5

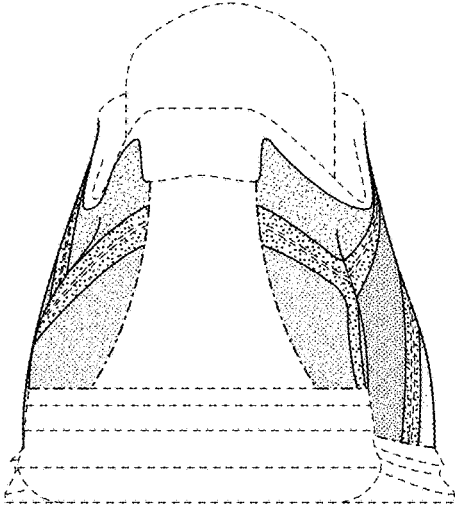


FIG. 6