



US00D878740S

(12) **United States Design Patent**
Zeng

(10) **Patent No.:** **US D878,740 S**

(45) **Date of Patent:** **** Mar. 24, 2020**

- (54) **SOCK**
- (71) Applicant: **Shenzhen Eigday Heating Limited,**
Shenzhen (CN)
- (72) Inventor: **Xuehui Zeng,** Shenzhen (CN)
- (**) Term: **15 Years**
- (21) Appl. No.: **29/710,697**
- (22) Filed: **Oct. 25, 2019**
- (51) **LOC (12) Cl.** **02-04**
- (52) **U.S. Cl.**
USPC **D2/980; D24/192**
- (58) **Field of Classification Search**
USPC D24/192, 200, 213; D2/980-994
CPC A61N 1/36021; A61N 1/0456; A61N
1/0492; A61N 1/36014; A61N 1/0484;
A61F 5/0111; A61F 2002/701; A61F
2/68; Y10S 2/911; Y10S 128/12
See application file for complete search history.

D861,903 S *	10/2019	Cryan	D24/200
10,499,837 B2 *	12/2019	Workman	A61B 5/742
D872,454 S *	1/2020	Durisch	D2/994
2004/0254624 A1 *	12/2004	Johnson	A61N 1/0452 607/149
2006/0143801 A1 *	7/2006	Lambertz	A41B 11/00 2/239
2015/0306387 A1 *	10/2015	Kong	A61N 1/36021 607/62

* cited by examiner

Primary Examiner — Jennifer L Watkins

(74) *Attorney, Agent, or Firm* — Jie Yang; ZANIP

(56) **References Cited**

U.S. PATENT DOCUMENTS

D578,652 S *	10/2008	Tabron	D24/192
D627,147 S *	11/2010	Lambertz	D2/994
D640,462 S *	6/2011	Daniel	D2/980
D641,969 S *	7/2011	Loth	D2/980
D643,537 S *	8/2011	Lee	D24/192
D650,574 S *	12/2011	Loth	D2/980
D686,738 S *	7/2013	Tabron	D24/192
D696,855 S *	1/2014	Knauer	D2/980
D710,084 S *	8/2014	Roberts	D2/988
D740,014 S	10/2015	Amis	
D821,592 S *	6/2018	Pham	D24/200
D821,595 S *	6/2018	Ito	D24/200

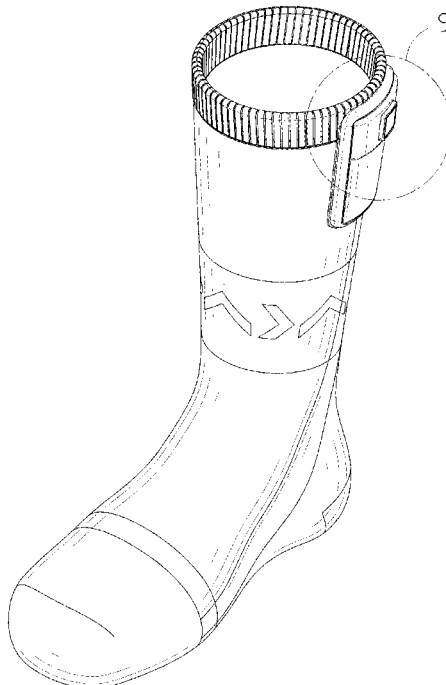
(57) **CLAIM**

The ornamental design for a sock, as shown and described.

DESCRIPTION

FIG. 1 is a front and top perspective view of a sock, showing my new design;
 FIG. 2 is a rear and bottom perspective view thereof;
 FIG. 3 is a front elevational view thereof;
 FIG. 4 is a rear elevational view thereof;
 FIG. 5 is a left side elevational view thereof;
 FIG. 6 is a right side elevational view thereof;
 FIG. 7 is a top plan view thereof;
 FIG. 8 is a bottom plan view thereof; and,
 FIG. 9 is an enlarged view of a portion indicated in FIG. 1.
 The dash dot dash broken lines shown in the figures are for the purpose of depicting the cut line of the enlarged view and form no part of the claim. The evenly dashed broken lines shown in FIG. 7 are for the purpose of depicting a portion of the sock and form no part of the claim.

1 Claim, 9 Drawing Sheets



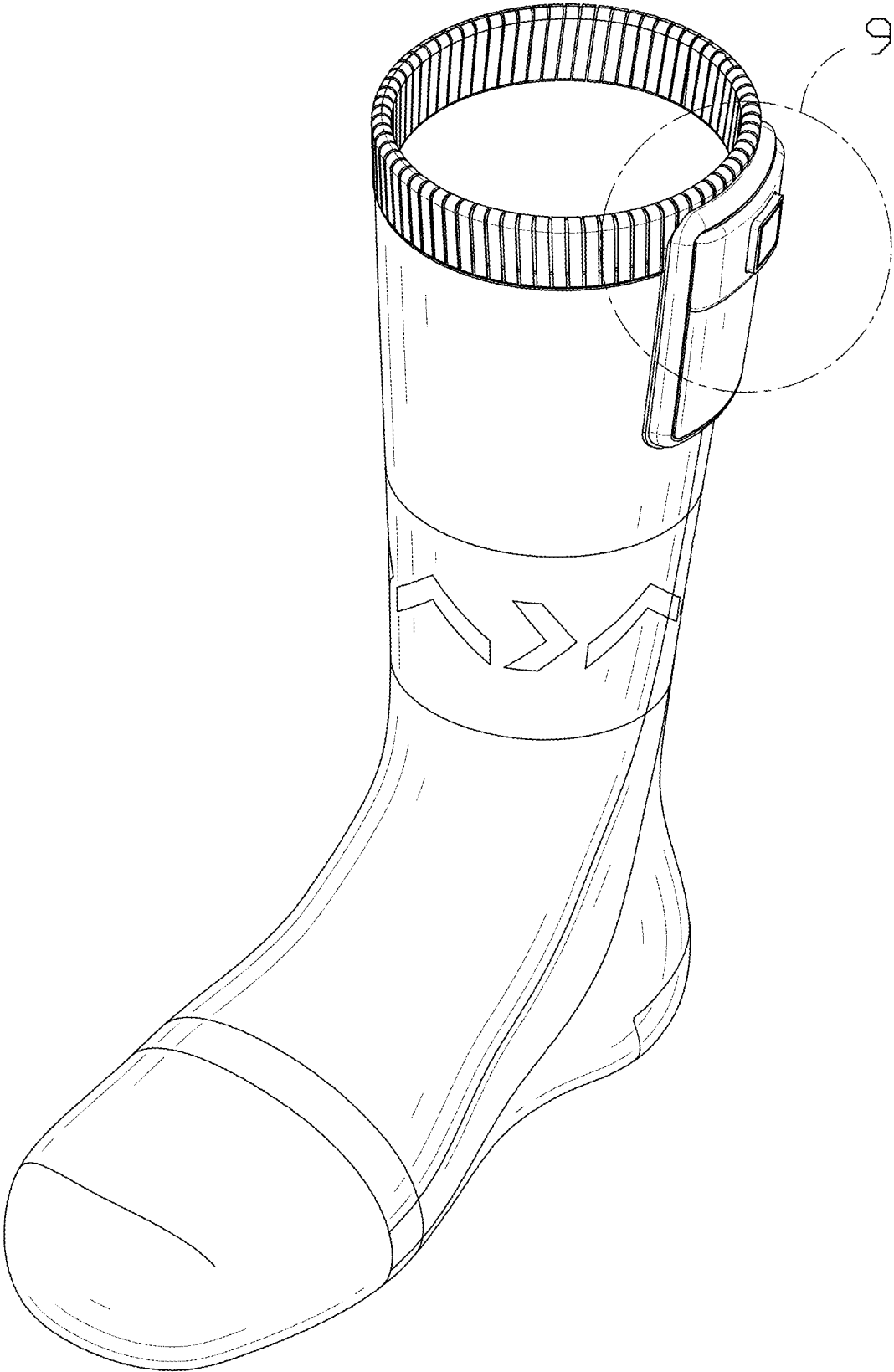


FIG. 1

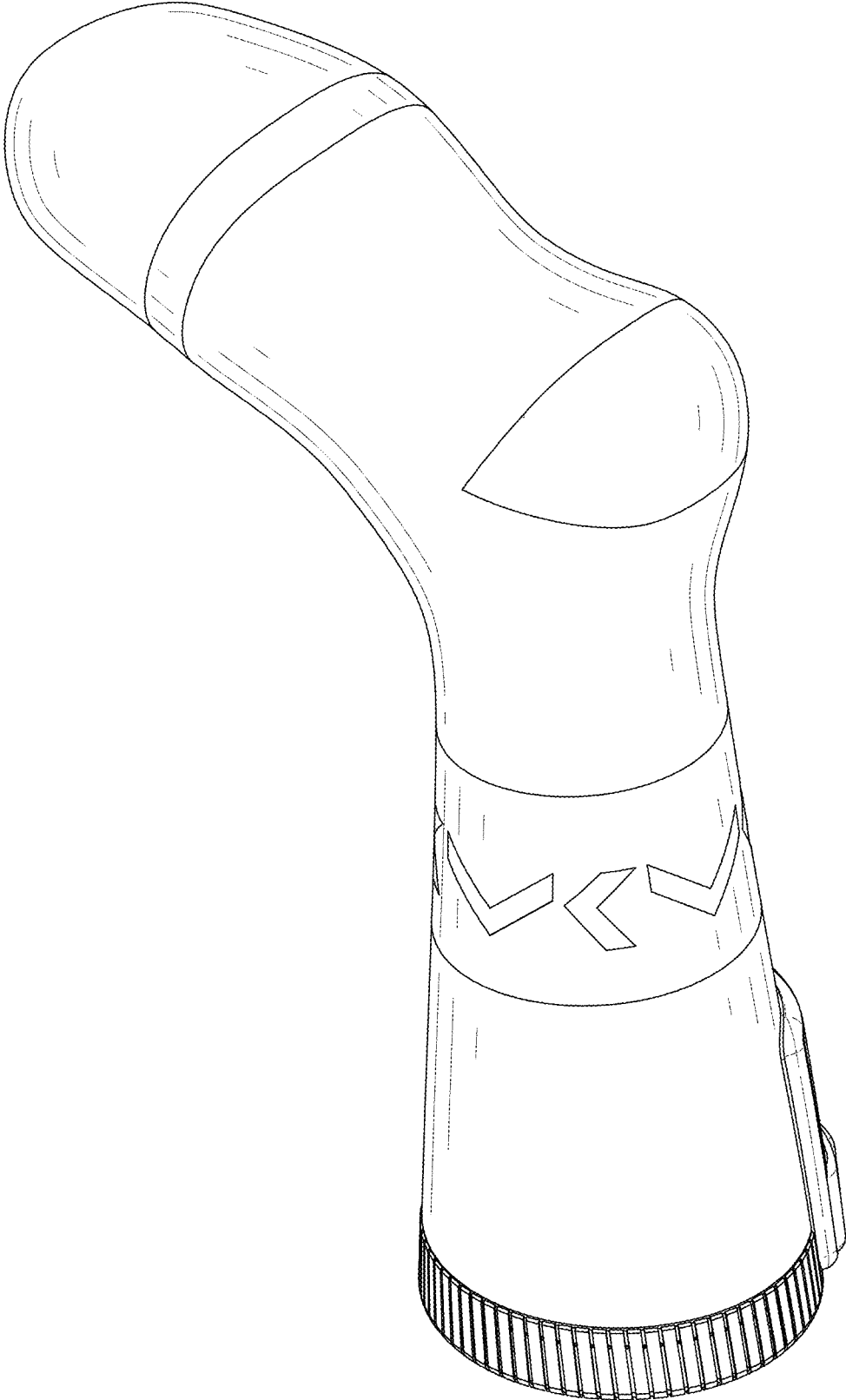


FIG. 2

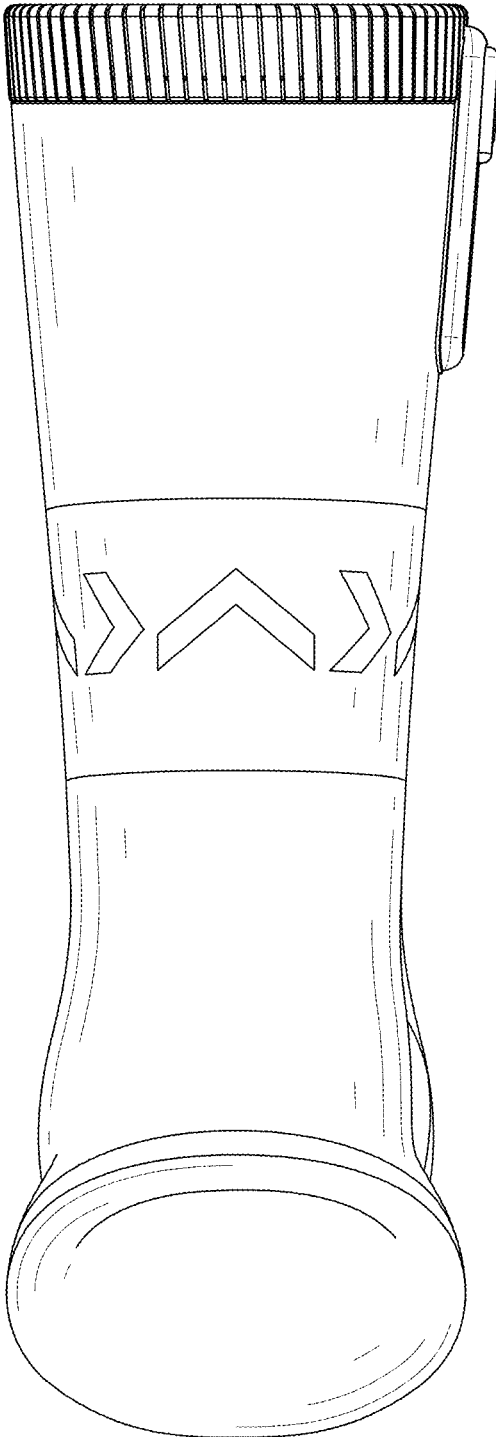


FIG. 3

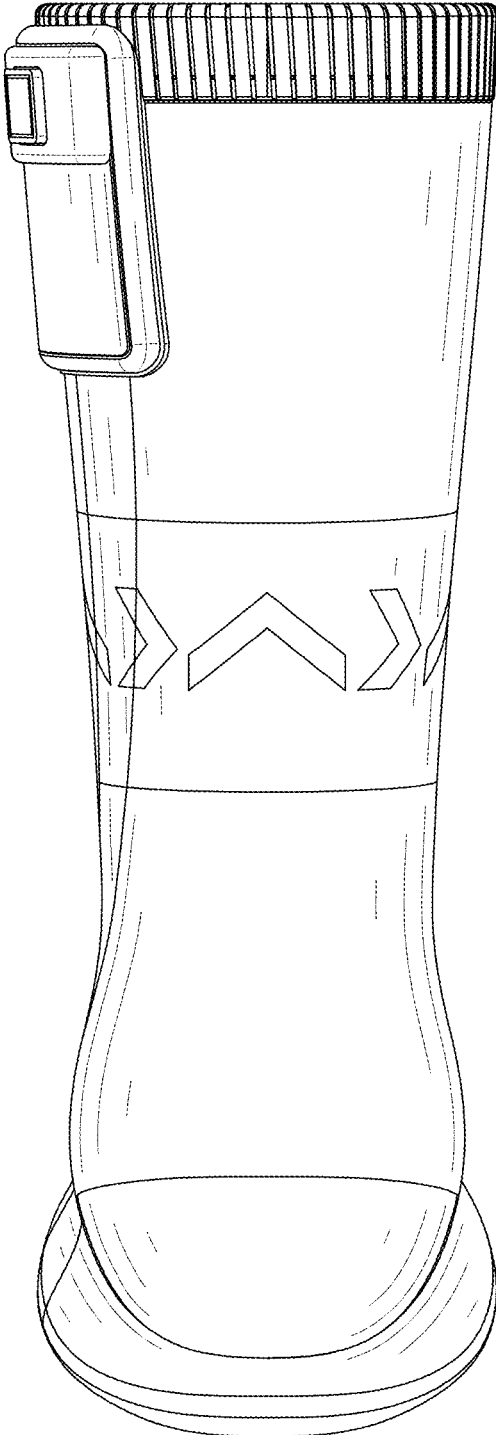


FIG. 4



FIG. 5

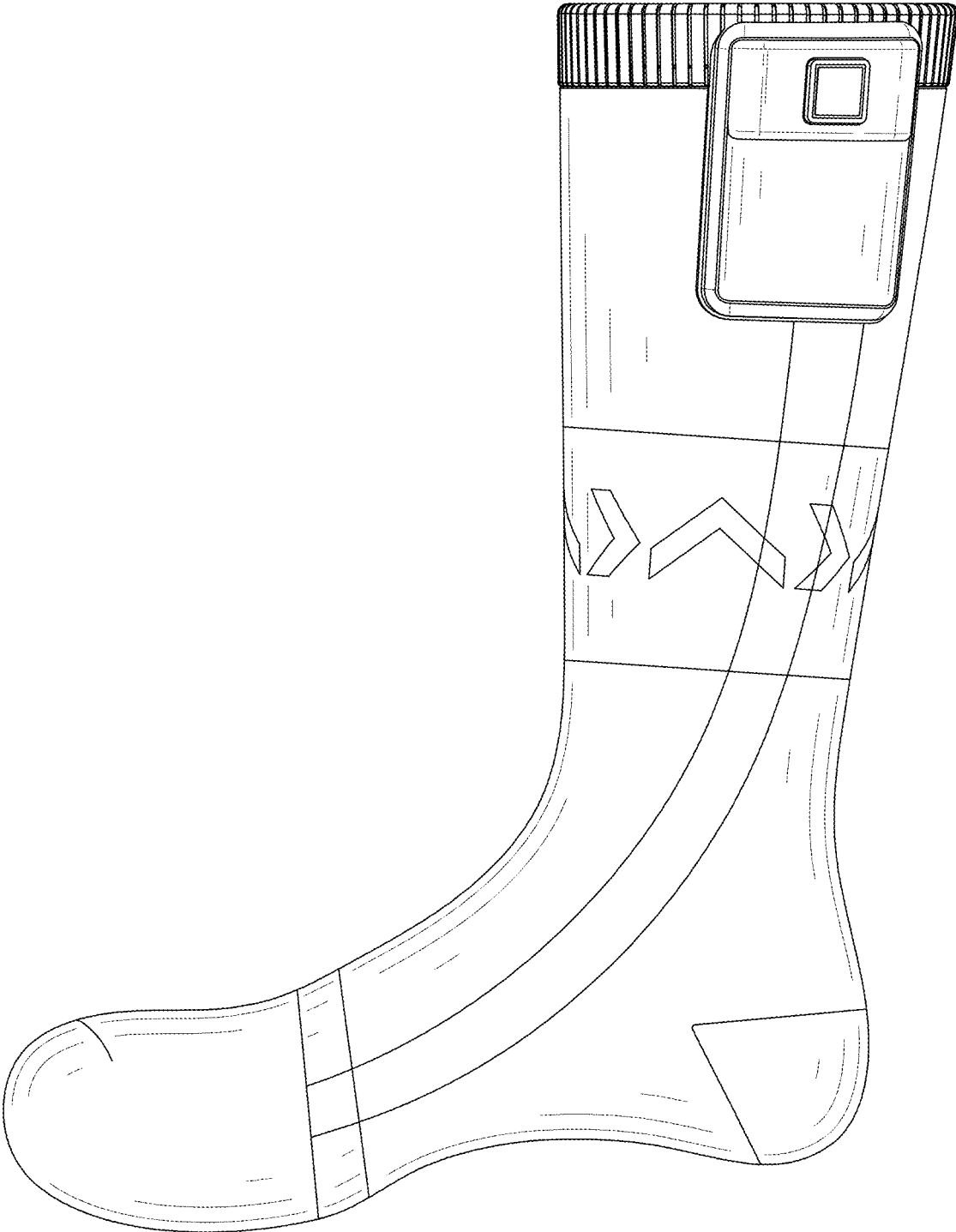


FIG. 6

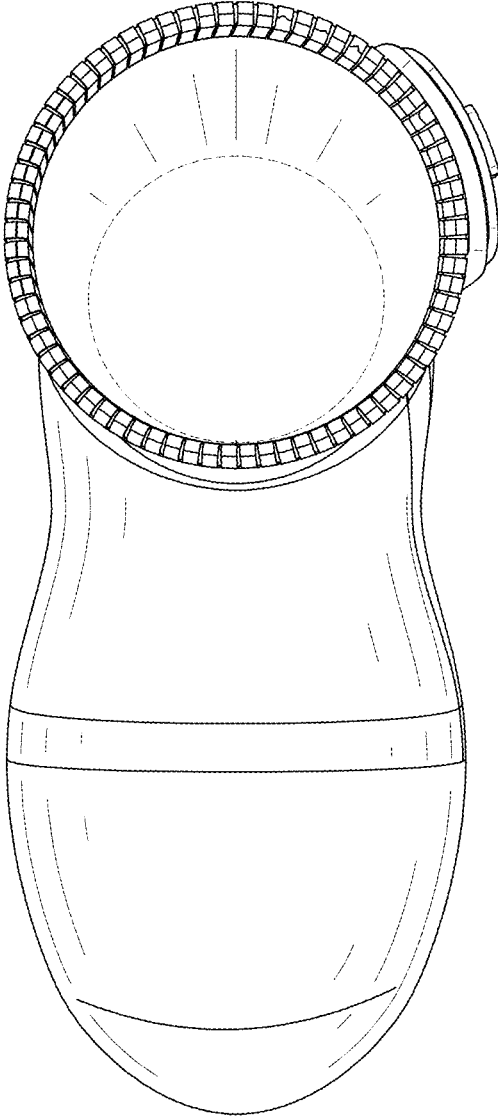


FIG. 7

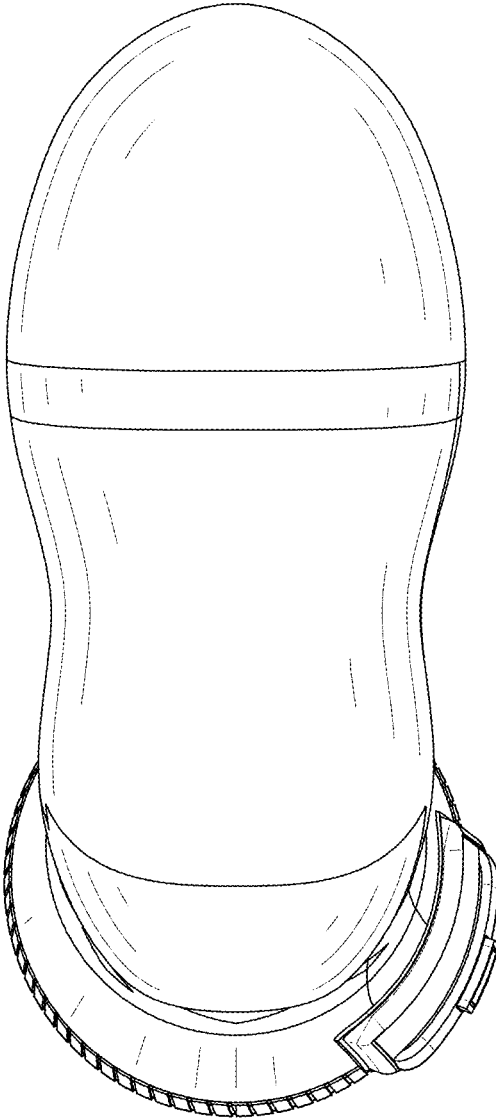


FIG. 8

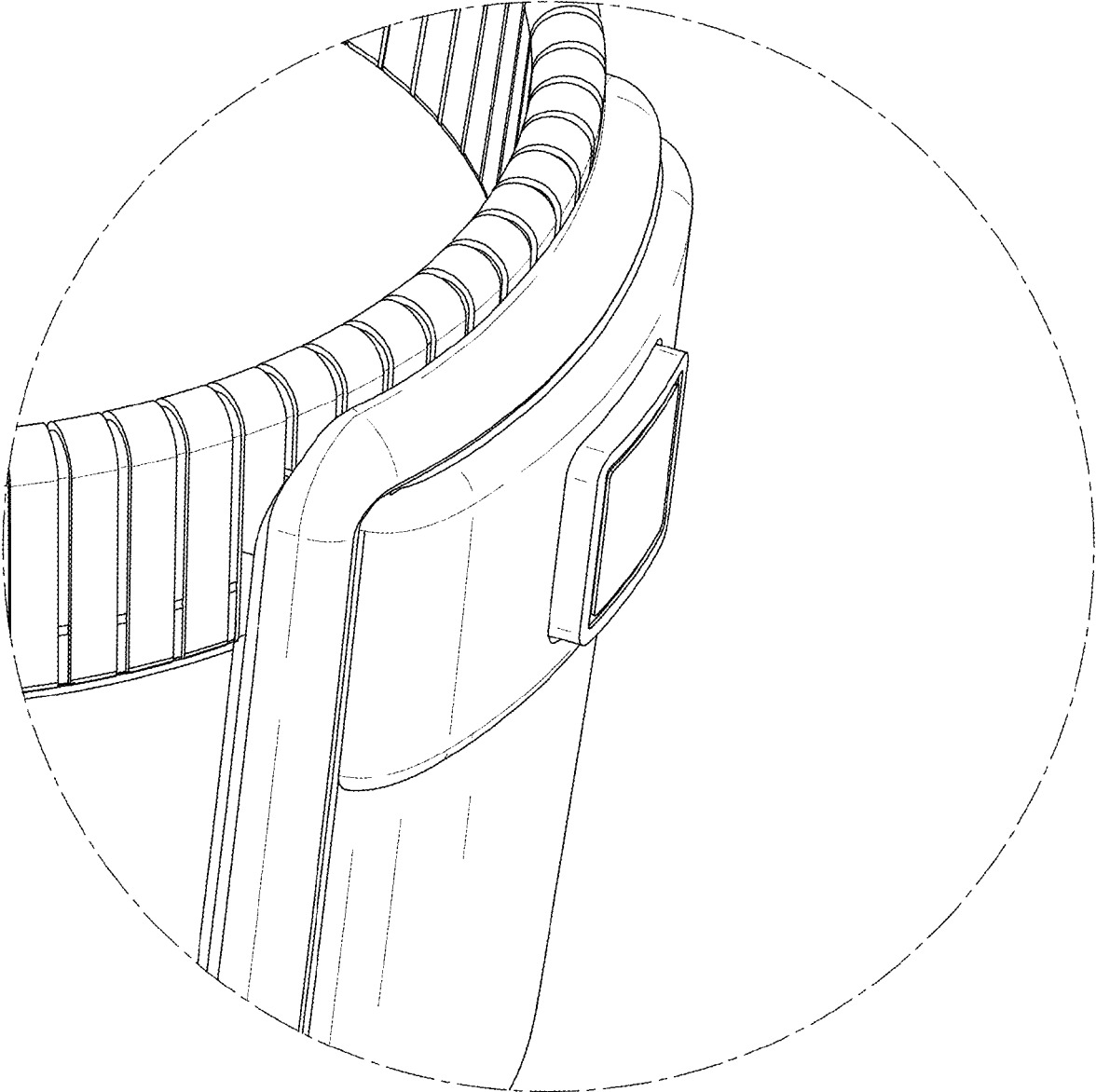


FIG. 9