

June 20, 1967

D. E. KINNAMAN

3,325,917

HAIRDRESSER'S STYLE NOTEBOOK

Filed May 3, 1965

4 Sheets-Sheet 1

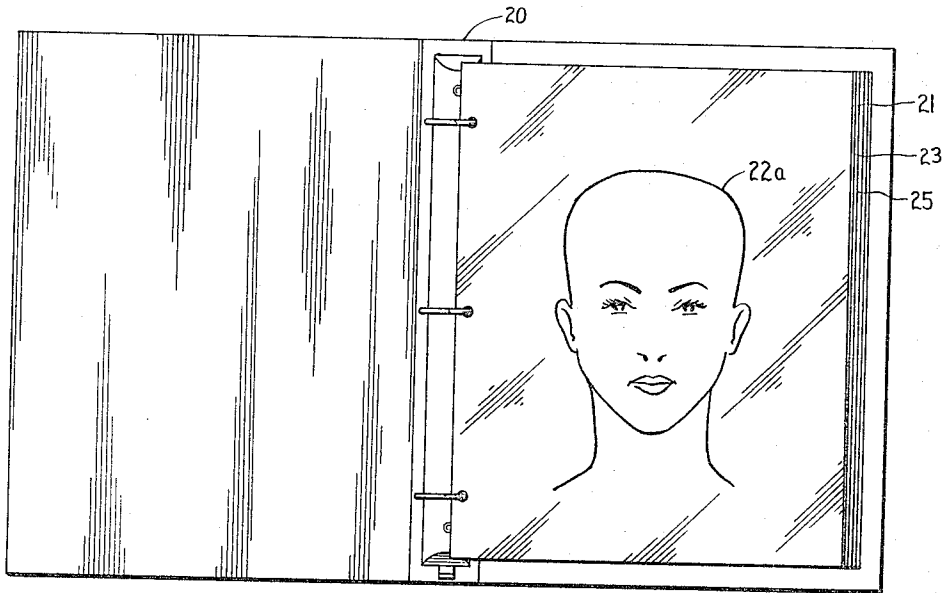


Fig. 1.

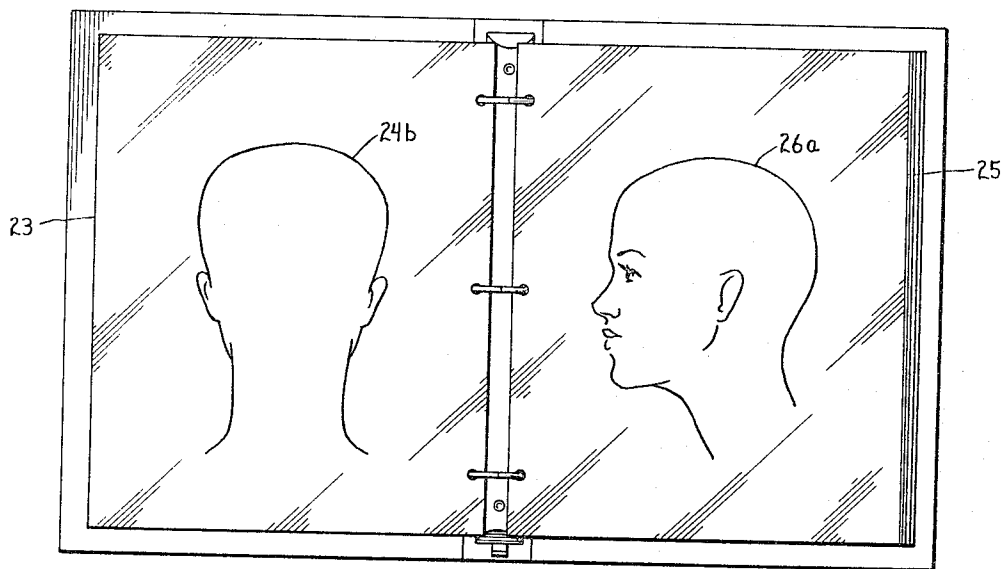


Fig. 2.

INVENTOR.
DWIGHT E. KINNAMAN

BY
Hood, Gust & Irish
Attorneys

June 20, 1967

D. E. KINNAMAN

3,325,917

HAIRDRESSER'S STYLE NOTEBOOK

Filed May 3, 1965

4 Sheets-Sheet 2

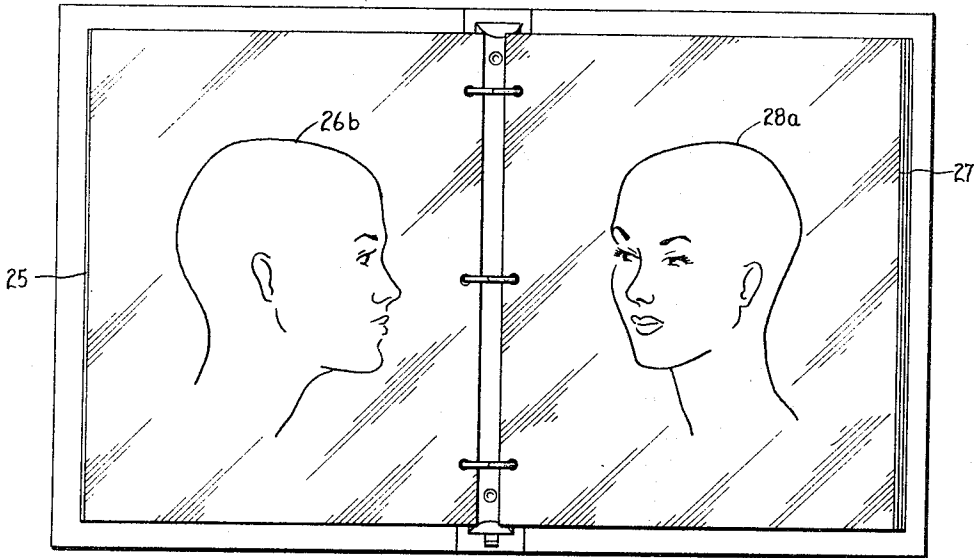


Fig. 3.

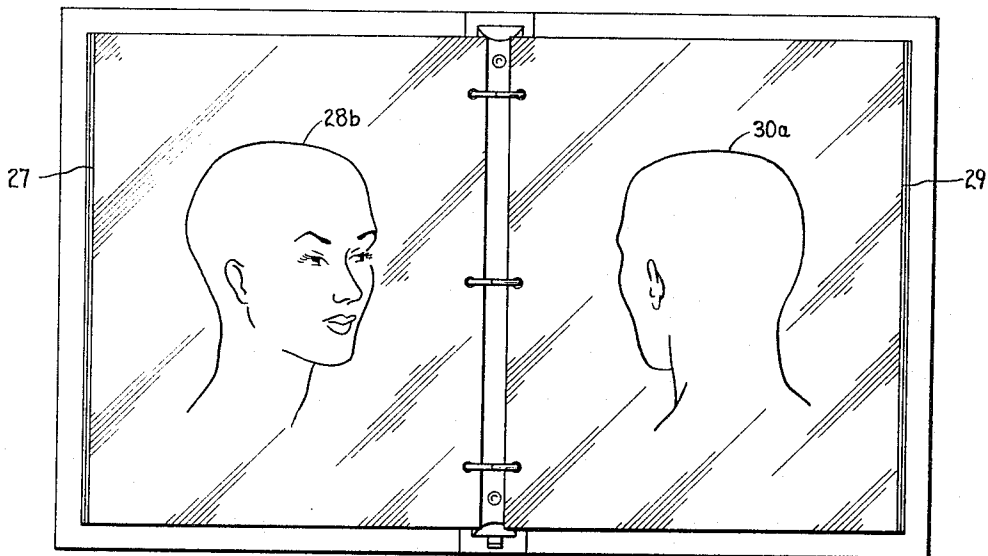


Fig. 4.

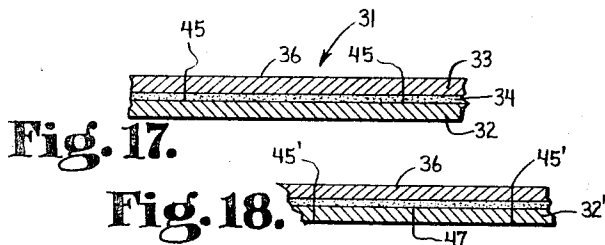


Fig. 17.

Fig. 18.

INVENTOR.
DWIGHT E. KINNAMAN

BY *Hood, Gust & Quish*
Attorneys

June 20, 1967

D. E. KINNAMAN

3,325,917

HAIRDRESSER'S STYLE NOTEBOOK

Filed May 5, 1965

4 Sheets-Sheet 3

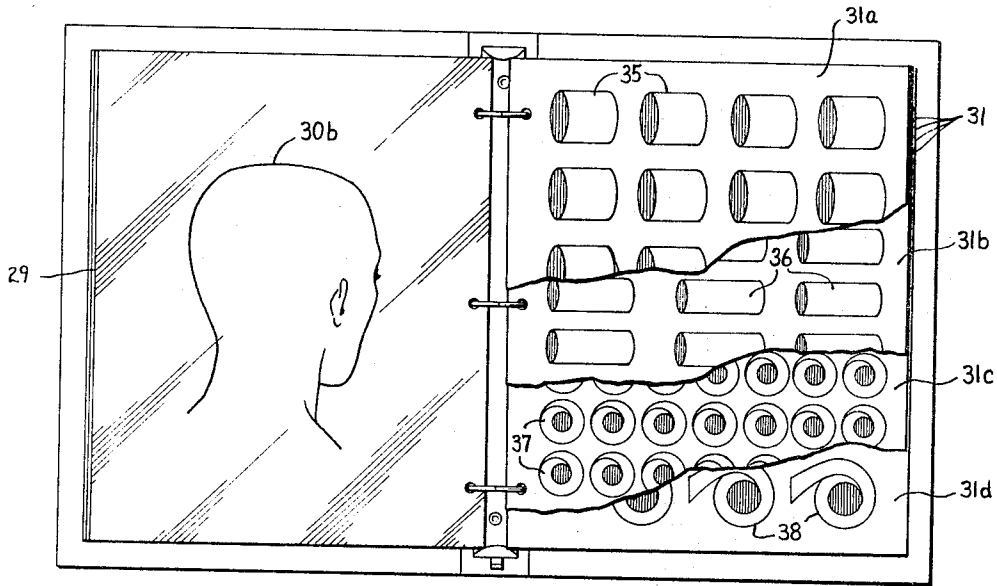


Fig. 5.

Fig. 6.

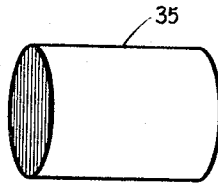
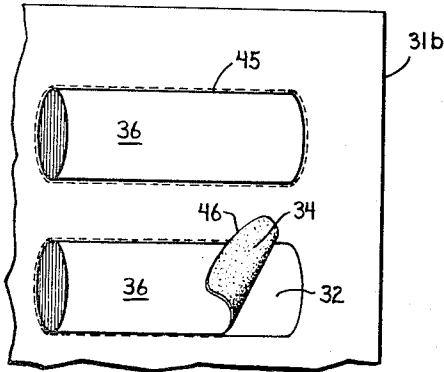


Fig. 7.

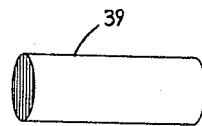


Fig. 8.

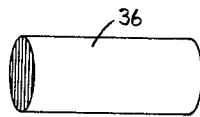


Fig. 9.

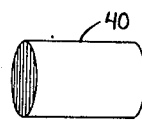


Fig. 10.

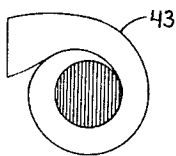


Fig. 14.

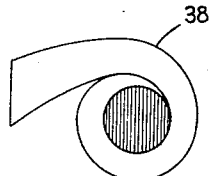


Fig. 15.

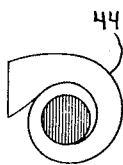


Fig. 16.

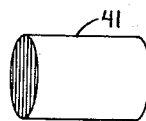


Fig. 11. Fig. 12. Fig. 13.

INVENTOR.
DWIGHT E. KINNAMAN

BY *Hood, Gust & Irish*
Attorneys

June 20, 1967

D. E. KINNAMAN

3,325,917

HAIRDRESSER'S STYLE NOTEBOOK

Filed May 3, 1965

4 Sheets-Sheet 4

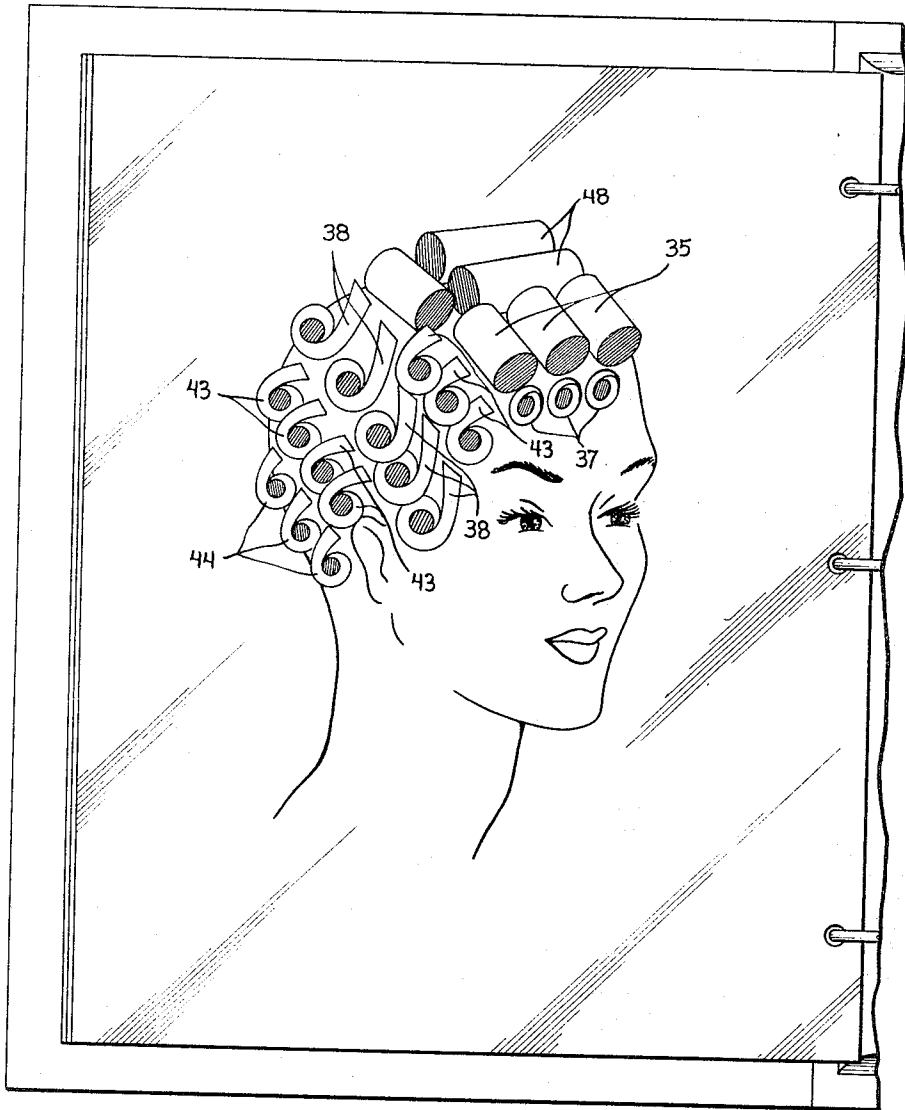


Fig. 19.

INVENTOR.
DWIGHT E. KINNAMAN

BY *Hood, Gust & Irish*
Attorneys

3,325,917
HAIRDRESSER'S STYLE NOTEBOOK
 Dwight E. Kinnaman, 504 Hanley St.,
 Plainfield, Ind. 46168
 Filed May 3, 1965, Ser. No. 452,832
 8 Claims. (Cl. 35-59)

The present invention relates to a hairdresser's style notebook and is primarily concerned with providing a device which will aid beauty operators in designing hair arrangements but particularly in making permanent or semi-permanent records of arrangements demonstrated by lecturers or teachers.

Hairdressers and students of hair dressing frequently have opportunities to attend conventions, seminars, shows or lectures during which persons with special skills demonstrate procedures and arrangements through which special coiffure effects can be attained. Ordinarily, such a lecturer or instructor will actually work with a live model, as he describes his procedures, applying rollers of various types and sizes, forming pin curls and arranging elements of equipment upon the model's head. Unless some kind of visual notes can be retained by his auditors for subsequent study, it will be apparent that the lecturer's demonstrations and explanations cannot be effectively absorbed by his audience. It has been customary for individuals watching such demonstrations to make sketches, as the lecturer proceeds, illustrating his successive steps; but the sketching skill of the individuals in such an audience will, of course, vary widely and many such individuals find, when they return to their homes and shops, that their sketched "notes" are utterly unintelligible.

It is the primary object of the present invention, then, to provide apparatus through the use of which effectively understandable "notes" can be quickly and easily produced, during the course of a lecture or demonstration, even by persons who are completely without sketching skill.

A further object of the invention is to provide apparatus of the character described by means of which either permanent or semi-permanent illustrations of hair dressing arrangements can be quickly and easily produced. Another object of the invention is to provide such apparatus including a plurality of representations of each of a variety of rollers and of curl forms, which representations may be transposed for the accomplishment of the above objectives.

Still another object of the invention is to provide such representations in a form such that they may be used repeatedly and, between successive uses, may be conveniently and safely stored for subsequent use.

Still further objects of the invention will appear as the description proceeds.

To the accomplishment of the above and related objects, my invention may be embodied in the form illustrated in the accompanying drawings, attention being called to the fact, however, that the drawings are illustrative only, and that change may be made in the specific construction illustrated and described, so long as the scope of the appended claims is not violated.

FIG. 1 is a front elevation of a notebook constructed in accordance with the present invention, the binder being shown open with only one leaf of its contents exposed;

FIG. 2 is a similar view, but with the reverse of one leaf and the obverse of another leaf exposed;

FIG. 3 is a similar view, showing the obverse of still another leaf and the reverse of one of the leaves illustrated in FIG. 2, exposed;

FIG. 4 is a similar view after the right-hand leaf of FIG. 3 has been turned;

FIG. 5 is a similar view after the right-hand leaf of FIG. 4 has been turned, and showing a second type of leaf, bearing curl representations, certain of said leaves being broken away to illustrate a plurality of such leaves arranged in succession in the binder;

FIG. 6 is a fragmentary view, to an enlarged scale, of such a leaf, illustrating the preferred manner in which a curl representation may be removed from the leaf;

FIGS. 7 through 16 are illustrations of various forms of curl representations, removed from their respective leaves and ready for application to any one of the leaves illustrated in FIGS. 1 to 4;

FIG. 17 is an enlarged, fragmentary section through the leaf illustrated in FIG. 6;

FIG. 18 is a similar view showing a modified form; and

FIG. 19 is an enlarged view of the leaf illustrated in FIGS. 3 and 4, after application thereto of curl representations to produce a finished "sketch."

In the illustrated embodiment of my invention, I have shown a binder 20 which may preferably, but not necessarily, be of the ring or loose-leaf type and in which is arranged a series of leaves respectively carrying separate representations of at least the outline of a human head, including at least some facial features, the separate views being taken from various angles. Thus, as shown, the first leaf 21 carries a full face illustration 22a visible on its obverse surface.

Preferably, the leaves now to be described will be formed of transparent plastic sheet, so that the illustration printed or otherwise applied thereto will be visible from either side of the sheet. Thus, when the leaf 21 is turned in the binder, the full face view will still be visible on the reverse side of the sheet, but the eye and ear which appear to be on the right side of the face as seen in FIG. 1 will appear to be on the left side of the face when the sheet has been turned.

In FIG. 2, I have shown the reverse surface of a second leaf 23 on which appears a full rear view of the same size and shape head illustrated on leaf 21, the reverse illustration being indicated by the reference character 24b. In FIG. 2, I have shown also a third leaf 25 carrying a left profile 26a of the same head. FIG. 3 shows the same book after the leaf 25 has been turned, so that a right profile 26b, allochiral with respect to the profile 26a, is visible on the reverse surface of the leaf 25. The obverse surface of a further leaf 27 bears a left quarter front illustration 28a; and when the leaf 27 is turned to the position of FIG. 4, the right quarter front view 28b appears on its reverse surface. Still another leaf 29 carries a left rear quarter view 30a; and when that leaf is turned to the position illustrated in FIG. 5, a right rear quarter view 30b appears on its reverse surface.

Obviously, either more or fewer leaves similar to the leaves 21 through 29, bearing the same or different views, may be provided; and while I prefer to use the transparent material for such leaves, for the reasons explained above, it will be apparent that opaque leaves, separately printed on their opposite surfaces, may be used instead.

Also carried in the binder 20 is a further series 31 of leaves of a different character. Each of the leaves 31 carries a plurality of representations of curls and/or curling rollers or other equipment. The several representations on these leaves are proportioned to correspond to the illustrations on the leaves 21 to 29. I have shown a leaf 31a carrying representations 35 of what are known as short, large diameter rollers, a leaf 31b carrying representations 36 of long, medium diameter rollers, a leaf 31c carrying representations 37 of stemless pin curls and a leaf 31d carrying representations 38 of full stem pin curls; but it will be understood that additional leaves bearing representations of still other forms of equipment and/or curls may be included in the binder and that the

binder may contain either one sheet or a plurality of sheets bearing representations of each type of curl or roller.

Each leaf of the 31 series is suitably weakened around the boundary of each representation carried thereby, to facilitate the bodily removal of such representation. Preferably, each such leaf is of the laminated construction illustrated in FIG. 17 or in FIG. 18, and comprises a backing sheet 32 and a front sheet 33 with a layer of pressure-sensitive adhesive material 34 interposed therebetween. The construction is such that the adhesive material 34 is more readily separable from the backing sheet 32 than from the front sheet 33. In the preferred form of the invention, the weakening about the boundary of each curl representation will constitute a continuous or interrupted slit 45 penetrating the front sheet 33 and the adhesive material 34 but not the backing sheet 32, as shown in FIG. 17. In this form of the invention, when the laminated leaf is bent slightly adjacent any portion of the slit 45, that portion 46 of the representation, for instance 36, will be separated from the backing sheet whereupon the representation may be stripped from the backing sheet in the manner suggested in FIG. 6, the adhesive layer 34 adhering to the removed representation. Now, the representation so removed may be pressed into place, in the proper relationship, upon any one of the leaves 21 through 29, to correspond to the location of a similar curl or curler currently being formed or applied on the head of the model by a lecturer. As the lecture and demonstration proceeds, the student or auditor will similarly remove appropriate representations from the same or other leaves of the 31 series and apply them suitably to one or more of the leaves 21 through 29 until, upon completion of the demonstration, the leaf 27, for instance, will have the appearance illustrated in FIG. 19.

It will be apparent that, if more than one demonstration is made in one sitting, the student may reproduce different arrangements upon separate ones of the leaves 21 to 29; or, if desired, the binder 20 may include a plurality of sets of leaves 21 to 29, in which case the student or other auditor may use all five leaves of a set to reproduce in additional detail each demonstrated hair arrangement.

It will be apparent that, after the user of my equipment has had an opportunity to study his "notes" for any arrangement long enough to fix it in his mind, he may, if he so desires, remove the several curl representations from the leaves 21 through 29 and return them to the vacant spaces on the leaves 31 from which they were originally selected, where they will be available for further use upon any future occasion.

In the form of leaf 31 illustrated in FIG. 18, the slits 45' extend completely through all three layers of the leaf so that the representation, in laminated form, may be removed bodily from the leaf. In this form, a further slit 47 is preferably formed in the backing sheet 32' to facilitate the removal of the fragments of backing sheet from the representation 36 and the adhesive layer, after bodily separation of the laminated representation from the leaf.

I claim as my invention:

1. A hairdresser's style notebook comprising, in a suitable binding, a plurality of separate leaves each bearing a two-dimensional representation of a human head including facial features, and a further plurality of leaves bearing representations of wrapped curls of various types proportioned to conform to the said head representations, the outline of each curl representation being weakened to facilitate its bodily removal from its leaf without the use of tools.

2. The notebook of claim 1 in which the reverse surface of each curl representation is treated to render it adherent to a surface of one of said first-named leaves.

3. The notebook of claim 1 in which the body of each curl representation consists of a front sheet, a coating of pressure-sensitive adhesive on the rear surface of said front sheet, and a backing sheet readily separable from said coating.

4. The notebook of claim 1 in which each of said further leaves consists of a front sheet, a coating of pressure-sensitive adhesive on the rear surface of said front sheet, and a backing sheet readily separable from said coating.

5. The notebook of claim 1 in which the reverse surface of each curl representation bears an adhesive coating.

6. The notebook of claim 1 in which each of said first-named leaves is a sheet of transparent plastic.

7. The notebook of claim 1 in which each of said first-named leaves is a sheet of transparent plastic, and each of said further leaves consists of a front sheet, a coating of pressure-sensitive adhesive on the rear surface of said front sheet, and a backing sheet readily separable from said coating.

8. The notebook of claim 1 in which each of said further leaves consists of a front sheet, a coating of pressure-sensitive adhesive on the rear surface of said front sheet, and a backing sheet readily separable from said coating, and in which only said front sheet is so weakened, whereby each such curl representation may be removed therefrom without affecting said backing sheet.

References Cited

UNITED STATES PATENTS

1,535,925	4/1925	Lee	46—157
3,012,336	12/1961	Brown	35—7
3,101,557	8/1963	Watlington et al.	35—59

FOREIGN PATENTS

423,200	1/1935	Great Britain.
---------	--------	----------------

OTHER REFERENCES

"Cut-Outs" (U.S. Department of Agriculture), miscellaneous publication No. 622, May 1947, pages 1-3, 11, 41 and inside back cover sufficient.

EUGENE R. CAPOZIO, *Primary Examiner.*

H. S. SKOGQUIST, *Assistant Examiner.*