



US00D755886S

(12) **United States Design Patent**
Luz et al.

(10) **Patent No.:** **US D755,886 S**

(45) **Date of Patent:** **** May 10, 2016**

(54) **PERCUSSION INSTRUMENT**

(71) Applicants: **Manuel A. Luz**, El Dorado Hills, CA
(US); **Robert E. Kilpatrick**, Fair Oaks,
CA (US)

(72) Inventors: **Manuel A. Luz**, El Dorado Hills, CA
(US); **Robert E. Kilpatrick**, Fair Oaks,
CA (US)

(**) Term: **14 Years**

(21) Appl. No.: **29/512,600**

(22) Filed: **Dec. 19, 2014**

(51) **LOC (10) Cl.** **17-04**

(52) **U.S. Cl.**
USPC **D17/22**

(58) **Field of Classification Search**
USPC D17/14, 19, 20, 22, 99; D21/405;
84/411 R, 418, 420, 411 P
See application file for complete search history.

(56) **References Cited**

U.S. PATENT DOCUMENTS

D27,561 S *	8/1897	Jack	84/267
D83,426 S *	2/1931	Bremerman	D17/19
D270,735 S *	9/1983	McPherson, Sr.	D17/19
D299,834 S *	2/1989	Clark	D17/14
4,867,028 A	9/1989	Jones	
5,403,972 A	4/1995	Valentine	
5,557,057 A	9/1996	Starr	
6,369,304 B1	4/2002	Tucker	
6,696,632 B2	2/2004	Minakuchi	

D510,593 S *	10/2005	DeCarolis	D17/20
D611,523 S *	3/2010	Chan	D17/19
7,810,684 B2	10/2010	May	
D671,592 S *	11/2012	Rafalko, Jr.	D17/19
2005/0034589 A1	2/2005	Maoz	

FOREIGN PATENT DOCUMENTS

JP 2008203419 A * 9/2008

* cited by examiner

Primary Examiner — Rashida Johnson

(74) *Attorney, Agent, or Firm* — Quickpatents, LLC; Kevin Prince


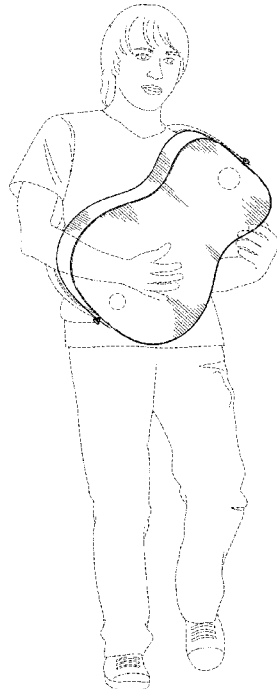
(57) **CLAIM**

We claim the ornamental design for a percussion instrument, as shown and described.

DESCRIPTION

FIG. 1 is a perspective view of a percussion instrument, showing our new design;
FIG. 2 is a right-side elevational view thereof;
FIG. 3 is a left-side elevational view thereof;
FIG. 4 is a bottom plan view thereof;
FIG. 5 is a top plan view thereof;
FIG. 6 is a front elevational view thereof; and,
FIG. 7 is a rear elevational view thereof.
The remaining broken lines in FIGS. 1 and 6 represent the portions of the percussion instrument that form no part of the claimed design.

1 Claim, 3 Drawing Sheets



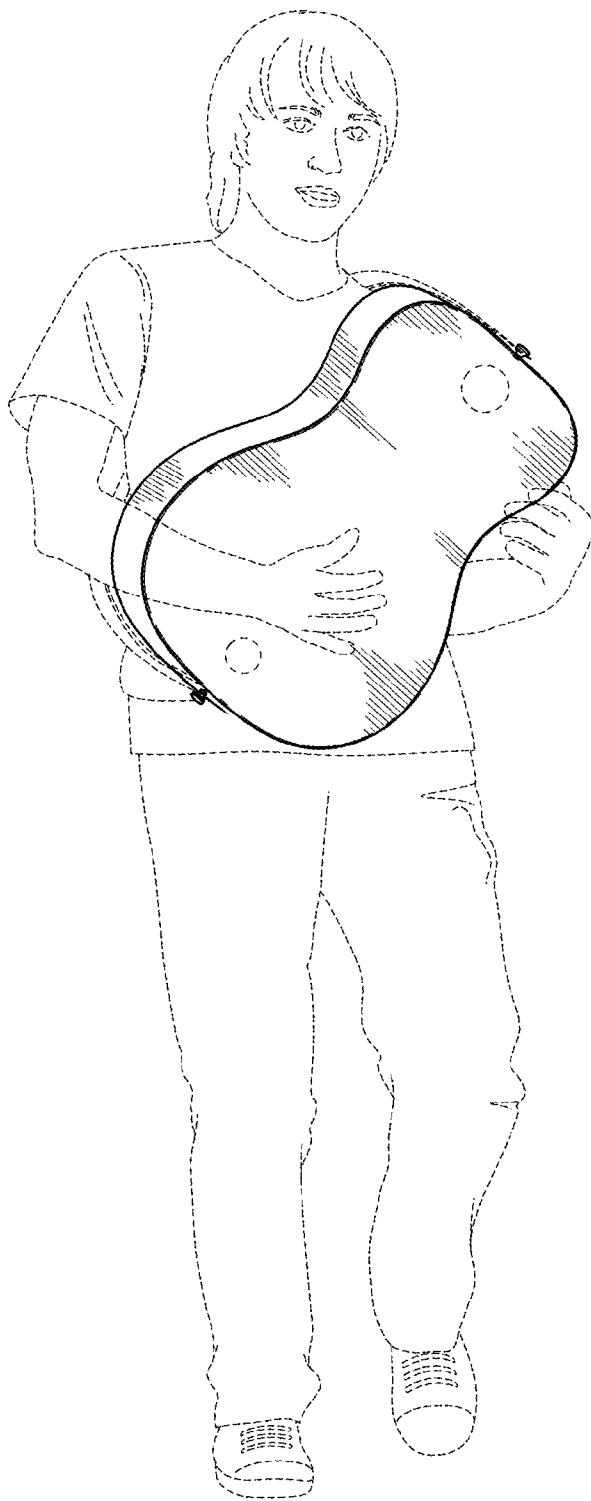


FIG. 1

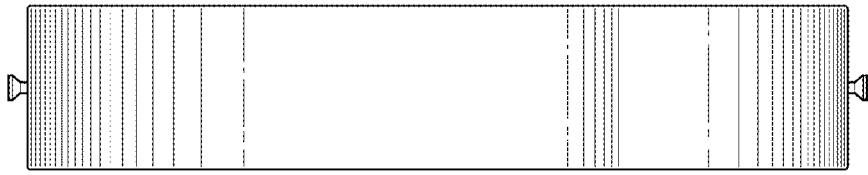


FIG. 2




FIG. 3

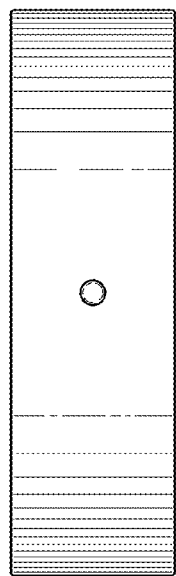


FIG. 4

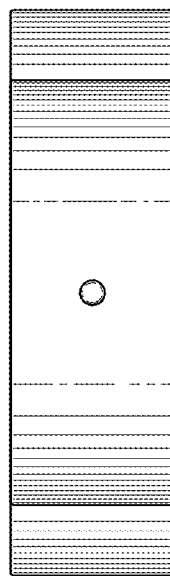


FIG. 5

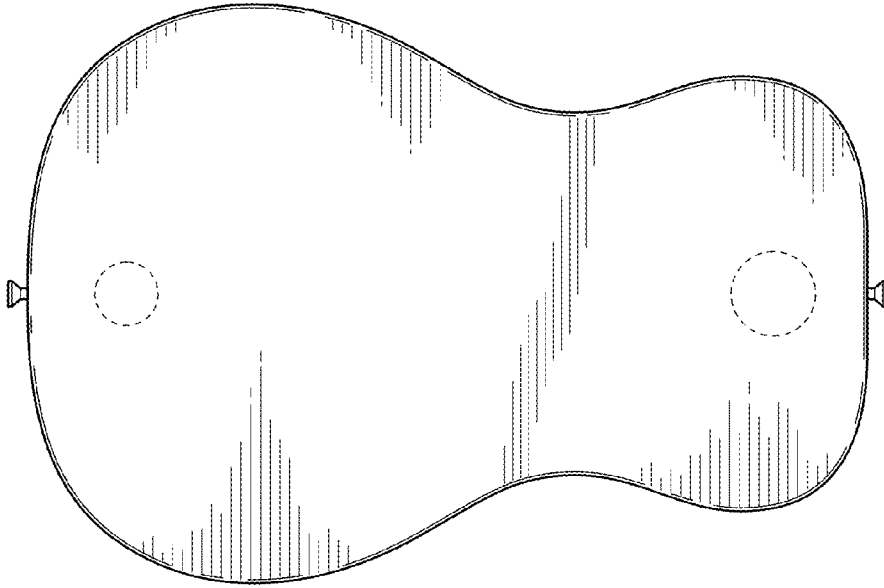


FIG. 6

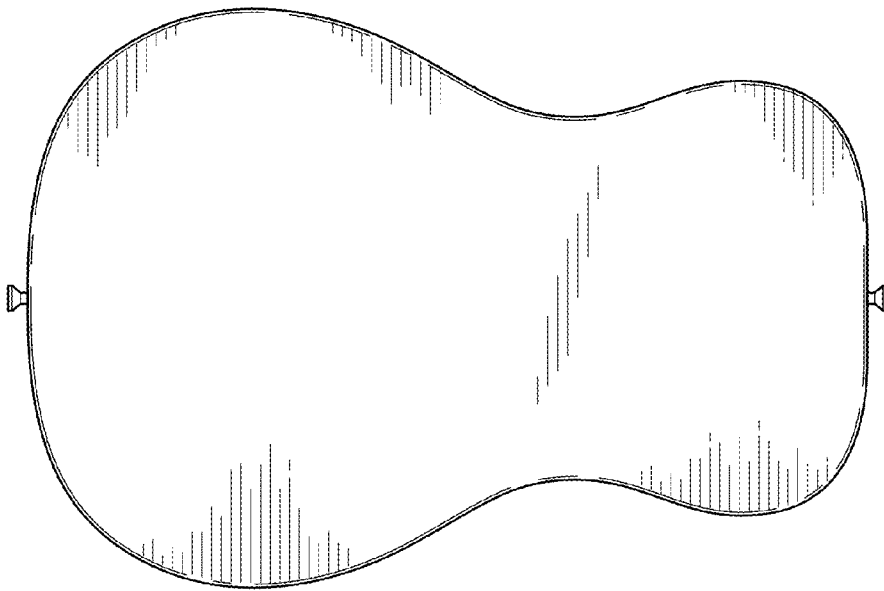


FIG. 7