



US00D974977S

(12) **United States Design Patent** (10) **Patent No.:** **US D974,977 S**
Ali et al. (45) **Date of Patent:** **** Jan. 10, 2023**

(54) **VEHICLE STEERING WHEEL**
(71) Applicant: **Rivian IP Holdings, LLC**, Plymouth, MI (US)
(72) Inventors: **Zulfiquar Ali**, West Bloomfield, MI (US); **Mohamad Jeffery Hammoud**, Bloomfield Hills, MI (US)
(73) Assignee: **Rivian IP Holdings, LLC**, Plymouth, MI (US)
(**) Term: **15 Years**
(21) Appl. No.: **29/758,084**
(22) Filed: **Nov. 12, 2020**
(51) **LOC (14) Cl.** **12-16**
(52) **U.S. Cl.**
USPC **D12/176**
(58) **Field of Classification Search**
USPC D12/175, 176, 177; 74/552, 558, 558.5
CPC B60R 21/203; B60R 21/05; B62D 1/04
See application file for complete search history.

D743,860 S * 11/2015 Nagumo D12/176
D758,933 S * 6/2016 Owaku D12/176
D760,134 S * 6/2016 Montousse D12/176
D772,124 S * 11/2016 Lee D12/176
D772,769 S * 11/2016 Hamanaga D12/176
D776,584 S * 1/2017 Meissner D12/176
D784,871 S * 4/2017 Lee D12/176
D787,390 S * 5/2017 Kanda D12/176
D789,261 S * 6/2017 Goedecke D12/176
D797,020 S * 9/2017 Kazita D12/176
D801,894 S * 11/2017 Kasano D12/176
D822,559 S * 7/2018 Boyes D12/176
D830,255 S * 10/2018 Kawahara D12/176
D853,291 S * 7/2019 Maurer D12/176
D853,910 S * 7/2019 Sandys D12/176
D853,911 S * 7/2019 Miyamoto D12/176
D878,981 S * 3/2020 Maurer D12/176

(Continued)

Primary Examiner — Melody N Brown
(74) *Attorney, Agent, or Firm* — Haley Guiliano LLP

(57) **CLAIM**
The ornamental design for a vehicle steering wheel, as shown and described.

DESCRIPTION

FIG. 1 is a front elevational view of a vehicle steering wheel showing our new design;
FIG. 2 is a top plan view thereof;
FIG. 3 is a left side elevational view thereof, the right side being a mirror image thereof;
FIG. 4 is a bottom plan view thereof;
FIG. 5 is a front and left side perspective view thereof; and, FIG. 6 is a rear and right side perspective view thereof.
The portions of the steering wheel shown throughout the drawing views in a de-emphasized faded out and half-tone form surrounded by broken lines that represent a boundary are all for illustrative and environmental purposes that form no part of the claimed design.

1 Claim, 6 Drawing Sheets

(56) **References Cited**
U.S. PATENT DOCUMENTS
D626,478 S * 11/2010 Stephenson D12/176
D635,900 S * 4/2011 Anzi D12/176
D640,619 S * 6/2011 Araki D12/176
D651,542 S * 1/2012 Nagasawa D12/176
D651,543 S * 1/2012 Ali D12/176
D653,180 S * 1/2012 Tanaka D12/176
D692,813 S * 11/2013 Koyama D12/175
D696,991 S * 1/2014 Bose D12/176
D696,992 S * 1/2014 Pohanka D12/176
D706,186 S * 6/2014 Fukaya D12/176
D706,187 S * 6/2014 Tilscher D12/176
D709,006 S * 7/2014 Busse D12/176
D727,226 S * 4/2015 Mayerle D12/176
D741,759 S * 10/2015 Persson D12/176



(56)

References Cited

U.S. PATENT DOCUMENTS

D881,089	S	*	4/2020	Sham	D12/176
D906,198	S	*	12/2020	Tomasson	D12/176
D910,510	S	*	2/2021	Sandys	D12/176
D926,650	S	*	8/2021	Mito	D12/176
D931,774	S	*	9/2021	Shimizu	D12/176
D940,613	S	*	1/2022	Pabon	D12/176

* cited by examiner



FIG. 1




FIG. 2




FIG. 3




FIG. 4



FIG. 5



FIG. 6