



US00D856892S

(12) **United States Design Patent**
Zhao

(10) **Patent No.:** **US D856,892 S**

(45) **Date of Patent:** **** Aug. 20, 2019**

- (54) **AUTOMOBILE WHEEL**
- (71) Applicant: **WAH HUNG GROUP, INC.,**
Monterey Park, CA (US)
- (72) Inventor: **John Zhao,** Monterey Park, CA (US)
- (73) Assignee: **Wah Hung Group Inc.,** Monterey
Park, CA (US)
- (**) Term: **15 Years**
- (21) Appl. No.: **29/650,311**
- (22) Filed: **Jun. 5, 2018**
- (51) **LOC (12) Cl.** **12-16**
- (52) **U.S. Cl.**
USPC **D12/209**
- (58) **Field of Classification Search**
USPC D12/204–213
CPC B60B 7/00; B60B 7/02; B60B 7/04; B60B
7/01; B60B 7/06; B60B 3/02; B60B 3/04;
B60B 3/06; B60B 3/10; B60B 1/00;
B60B 1/08; B60B 1/10; B60B 1/12
See application file for complete search history.

D506,173	S	*	6/2005	Pfeiffer	D12/211
D522,429	S	*	6/2006	Ishiwata	D12/209
D541,205	S	*	4/2007	Plumer	D12/211
D547,710	S	*	7/2007	Guevara	D12/209
D616,802	S	*	6/2010	Zhao	D12/211
D620,421	S	*	7/2010	Lamm	D12/209
D622,651	S	*	8/2010	Zhao	D12/209
D633,027	S	*	2/2011	Matei	D12/211
D653,598	S	*	2/2012	Zhao	D12/211
D668,195	S	*	10/2012	Tant	D12/209
D669,006	S	*	10/2012	Starr, Jr.	D12/209
D678,158	S	*	3/2013	Wang	D12/209
D700,122	S	*	2/2014	Campbell	D12/204
D716,712	S	*	11/2014	Lemke	D12/211
D737,191	S	*	8/2015	Chung	D12/211
D748,029	S	*	1/2016	Kermelk	D12/209
D762,547	S	*	8/2016	Garbas	D12/211
D788,670	S	*	6/2017	Chung	D12/209
D788,672	S	*	6/2017	Lee	D12/209
D791,052	S	*	7/2017	Hodges	D12/211
D797,030	S	*	9/2017	Chung	D12/211
D811,304	S	*	2/2018	Chung	D12/209
D831,559	S	*	10/2018	Hodges	D12/211
D833,950	S	*	11/2018	Sempek	D12/211

* cited by examiner

Primary Examiner — Stacia A Cadmus

(74) Attorney, Agent, or Firm — Payam Moradian

(56) **References Cited**

U.S. PATENT DOCUMENTS

D261,502	S	*	10/1981	Envall	D12/211
D267,488	S	*	1/1983	Hayashi	D12/211
D316,073	S	*	4/1991	Koch	D12/211
D396,839	S	*	8/1998	Cullen	D12/211
D403,291	S	*	12/1998	Cullen	D12/211
D439,212	S	*	3/2001	Neeper	D12/211
D448,711	S	*	10/2001	Pusdesris	D12/209
D459,687	S	*	7/2002	Chung	D12/209
D467,857	S	*	12/2002	Chung	D12/209
D474,140	S	*	5/2003	Chirala	D12/209
D492,236	S	*	6/2004	Brown	D12/211
D494,124	S	*	8/2004	Aiello	D12/211
D497,583	S	*	10/2004	Walbey, Jr.	D12/209

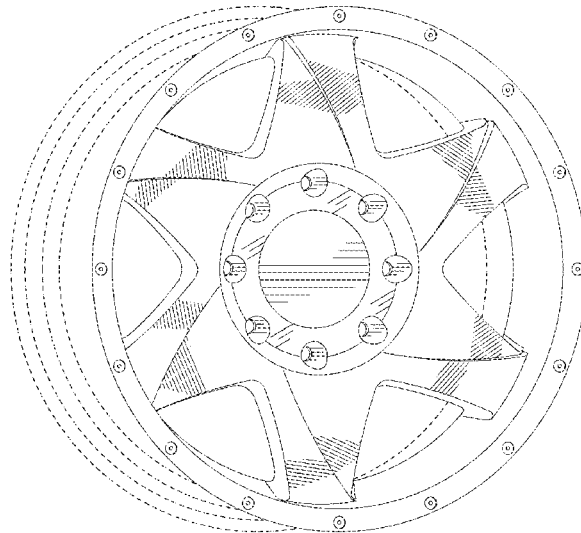

(57) **CLAIM**

I claim the ornamental design for an automobile wheel, as shown and described.

DESCRIPTION

FIG. 1 is a front elevational view of an automobile wheel, showing my new design; and, FIG. 2 is a perspective view thereof. The broken lines in the drawings of the automobile wheel are for showing portions of the article and form no part of the claimed design.

1 Claim, 2 Drawing Sheets






FIG. 1

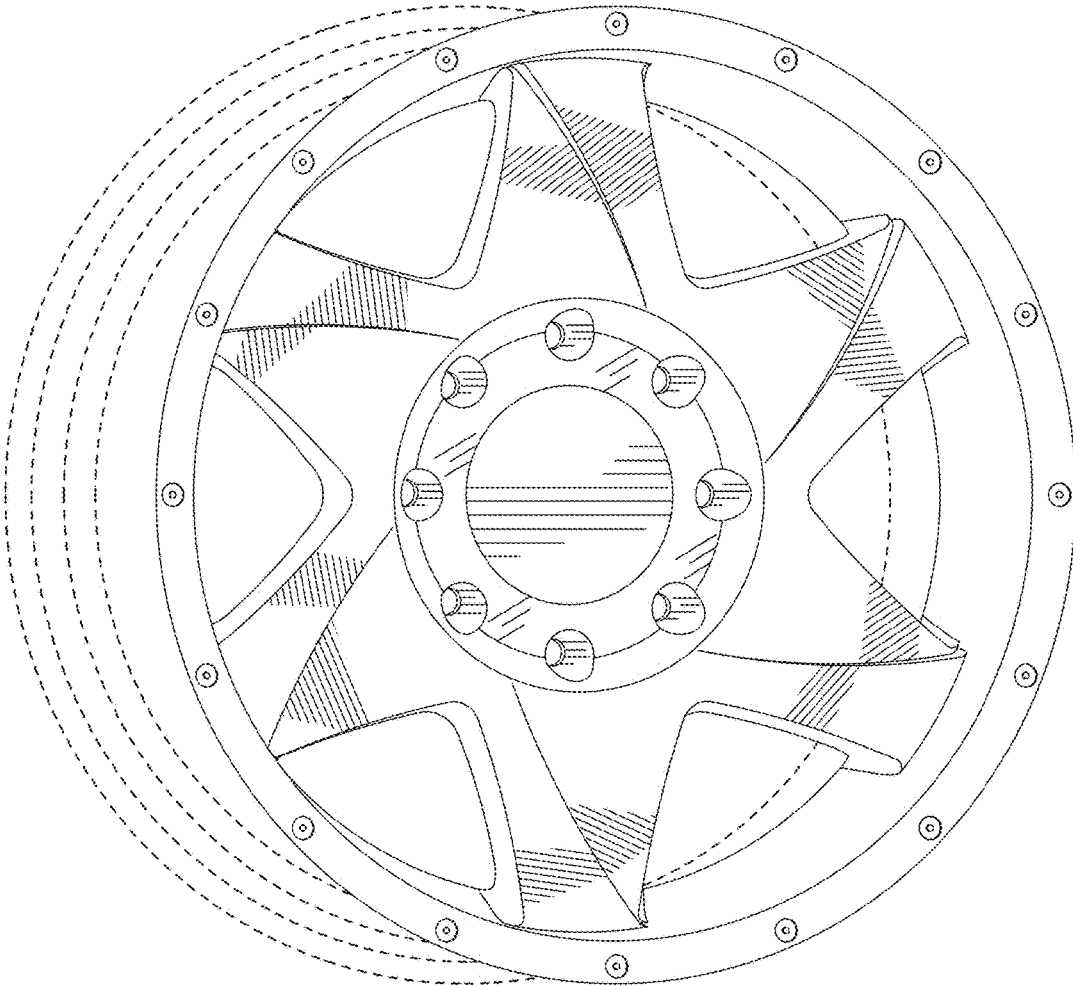


FIG.2