



US00D557130S

(12) **United States Design Patent** (10) **Patent No.:** **US D557,130 S**
Kashikura et al. (45) **Date of Patent:** **** Dec. 11, 2007**

(54) **SCREW** D469,007 S * 1/2003 Chen et al. D8/387

(75) Inventors: **Tsutomu Kashikura**, Kashiba (JP);
Toshiaki Yasuda, Kanan-cho (JP)

* cited by examiner

(73) Assignee: **Muro Corporation**, Tokyo (JP)

Primary Examiner—Holly H. Baynham
Assistant Examiner—Sheryl Friedman
(74) *Attorney, Agent, or Firm*—Wenderoth, Lind & Ponack,
L.L.P.

(**) Term: **14 Years**

(21) Appl. No.: **29/225,181**

(57) **CLAIM**

(22) Filed: **Mar. 14, 2005**

The ornamental design for a screw, as shown and described.

(30) **Foreign Application Priority Data**

Sep. 14, 2004 (JP) 2004-027853

DESCRIPTION

(51) **LOC (8) Cl.** **08-08**

FIG. 1 is a front elevational view

(52) **U.S. Cl.** **D8/387**

FIG. 2 is a top plan view

(58) **Field of Classification Search** D8/382,
D8/384, 385, 387, 388, 391; 411/407, 383
See application file for complete search history.

FIG. 3 is a bottom plan view

FIG. 4 is a rear elevational view

(56) **References Cited**

FIG. 5 is a left side elevational view; and,

FIG. 6 is a right side elevational view.

U.S. PATENT DOCUMENTS

D416,475 S * 11/1999 DePrisco D8/387

1 Claim, 5 Drawing Sheets

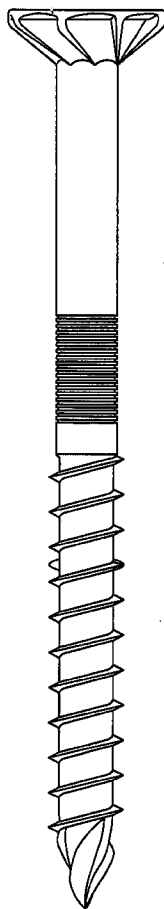


FIG. 1

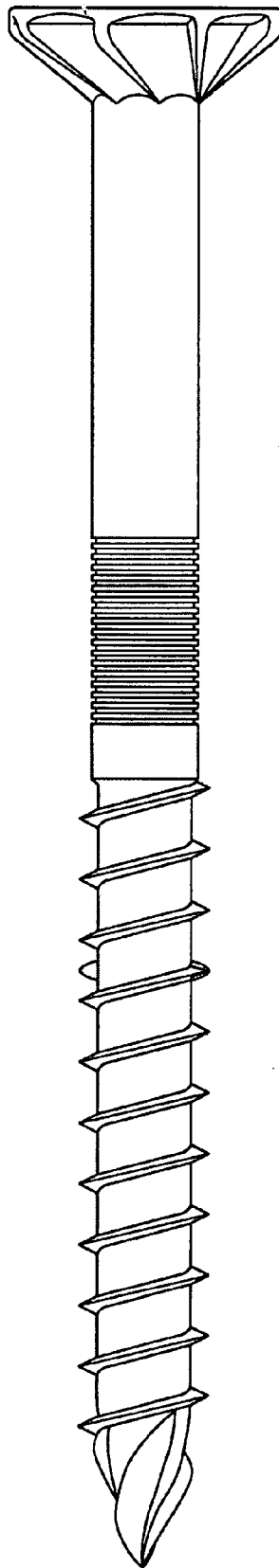


FIG. 2

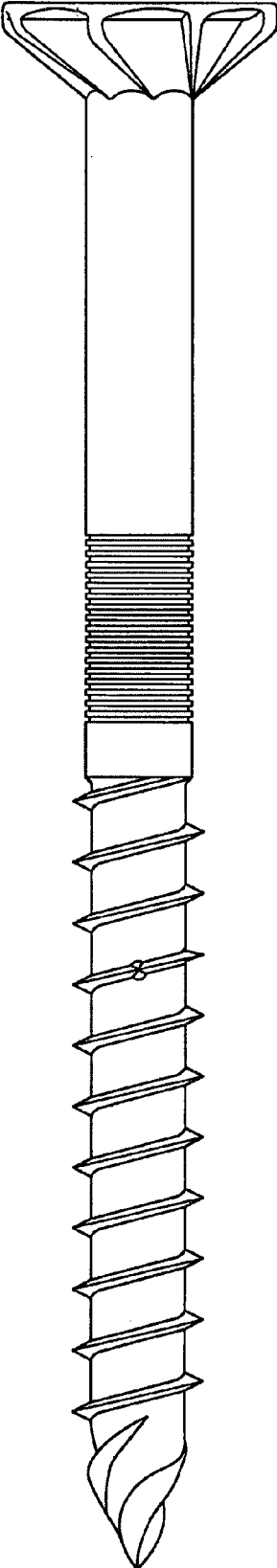


FIG. 3

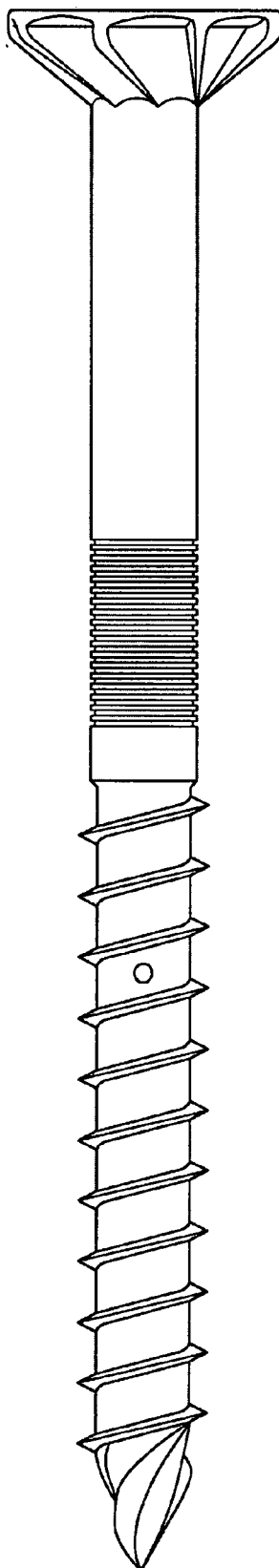


FIG. 4

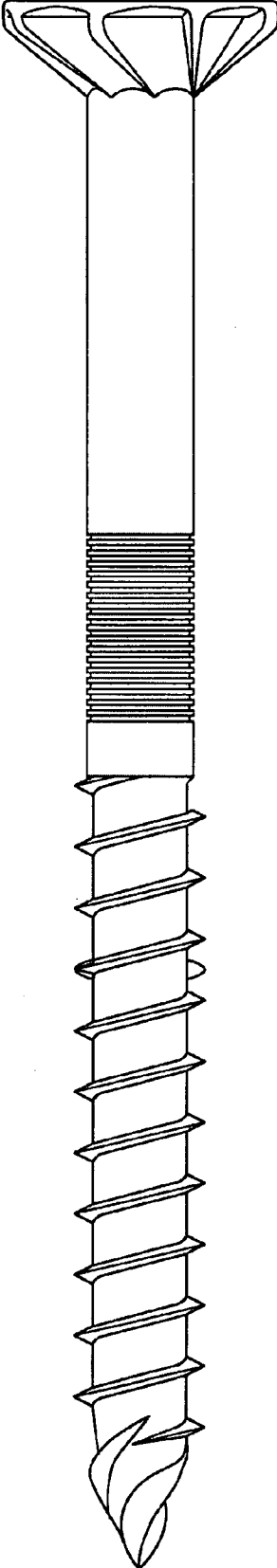


FIG. 5

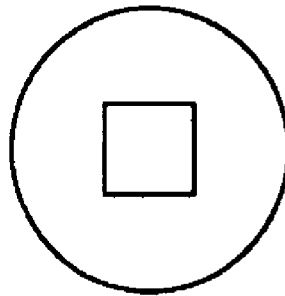


FIG. 6

