



US00D910728S

(12) **United States Design Patent**
Chung et al.

(10) **Patent No.:** **US D910,728 S**

(45) **Date of Patent:** **** Feb. 16, 2021**

(54) **PERSONAL ROBOT**

(71) Applicant: **Samsung Electronics Co., Ltd.**,
Suwon-si (KR)

(72) Inventors: **Eun Vit Chung**, Suwon-si (KR); **Yong Soo Kwak**, Suwon-si (KR); **Chi Yul Yoon**, Suwon-si (KR); **Shin Gyu Kim**, Suwon-si (KR)

(73) Assignee: **Samsung Electronics Co., Ltd.**,
Suwon-si (KR)

(**) Term: **15 Years**

(21) Appl. No.: **29/690,728**

(22) Filed: **May 10, 2019**

(30) **Foreign Application Priority Data**

Nov. 12, 2018 (KR) 30-2018-0052111

(51) **LOC (13) Cl.** **15-99**

(52) **U.S. Cl.**
USPC **D15/199**

(58) **Field of Classification Search**
USPC D15/199; D21/578-583, 621, 622;
D34/34
CPC B25J 5/007; B60B 19/006; B62D 57/024;
H01F 7/0221; Y10S 901/01
See application file for complete search history.

(56) **References Cited**

U.S. PATENT DOCUMENTS

D229,973 S * 1/1974 Houlihan D14/188
D324,106 S * 2/1992 Greenblatt D24/200
D354,441 S * 1/1995 Fontanella D9/504
D420,403 S * 2/2000 Bart D21/398
6,368,176 B1 * 4/2002 Lozowski A63H 5/00
446/169
6,428,432 B1 * 8/2002 Kachel A63B 43/06
473/570

D465,733 S * 11/2002 Hill D9/519
D478,813 S * 8/2003 Beene D9/519
D547,430 S * 7/2007 Low D21/713
D564,900 S * 3/2008 Green D9/504
D566,189 S * 4/2008 Ivey D19/75
D567,673 S * 4/2008 Chu D10/15
D578,002 S * 10/2008 Canamasas Puigbo D9/519
D580,994 S * 11/2008 Johansson D21/713
D582,281 S * 12/2008 Zanaletti D9/516
D596,306 S * 7/2009 Levine D24/214
D612,245 S * 3/2010 Canamasas Puigbo D9/519
D731,180 S * 6/2015 Neuhaus D3/273
D734,821 S * 7/2015 Greaves D21/578

(Continued)

Primary Examiner — Patricia A Palasik

(74) *Attorney, Agent, or Firm* — NSIP Law

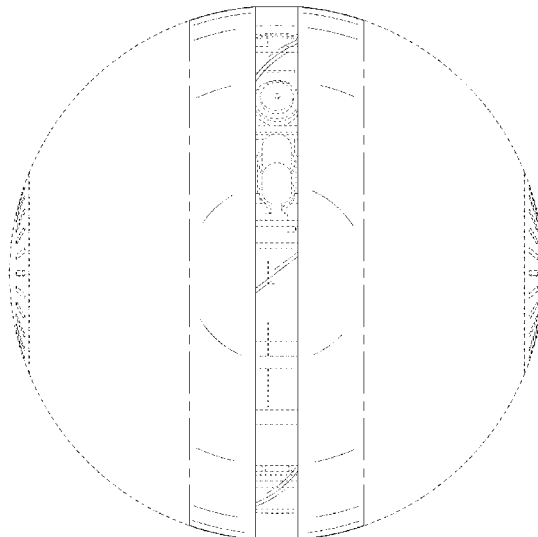
(57) **CLAIM**

We claim the ornamental design for a personal robot, as shown and described.

DESCRIPTION

FIG. 1 is a front perspective view of a first embodiment of a personal robot showing our new design;
FIG. 2 is a front view thereof;
FIG. 3 is a rear view thereof;
FIG. 4 is a left-side view thereof;
FIG. 5 is a right-side view thereof;
FIG. 6 is a top view thereof;
FIG. 7 is a bottom view thereof;
FIG. 8 is a rear perspective view thereof;
FIG. 9 is an exploded view thereof across the horizontal and vertical axis of the personal robot illustrating example internal features; and,
FIG. 10 is another exploded view thereof.
The broken lines in the figures depict portions of the personal robot which form no part of the claimed design. The dot-dash broken lines define the boundary of the claimed design and form no part thereof.

1 Claim, 10 Drawing Sheets



(56)

References Cited

U.S. PATENT DOCUMENTS

D758,557	S *	6/2016	Jih	D23/355
D777,847	S *	1/2017	Rost	D21/680
D810,166	S *	2/2018	Lee	D15/199
D824,460	S *	7/2018	Wang	D21/578
D832,326	S *	10/2018	Lee	D15/199
D836,690	S *	12/2018	Kim	D15/199
D855,094	S *	7/2019	Li	D15/199
10,399,616	B2 *	9/2019	Ellerman	A63H 33/26
D864,275	S *	10/2019	Huang	D16/202
D866,553	S *	11/2019	Miura	D14/388
D872,384	S *	1/2020	Crane	D30/160
2004/0253904	A1 *	12/2004	Lin	A63B 23/12 446/236
2005/0043125	A1 *	2/2005	Nakano	A63H 33/18 473/571
2015/0224640	A1 *	8/2015	Vu	B25J 5/007 700/259
2018/0024561	A1 *	1/2018	Soh	G05D 1/0272 700/258
2018/0043838	A1 *	2/2018	Ellerman	A63H 33/26
2018/0186242	A1 *	7/2018	Rhodes	B60L 1/00
2019/0009181	A1 *	1/2019	Kroyan	A63H 11/00
2019/0015758	A1 *	1/2019	Higuchi	A63H 33/005
2019/0015993	A1 *	1/2019	Kunitake	B25J 5/007

* cited by examiner

FIG. 1

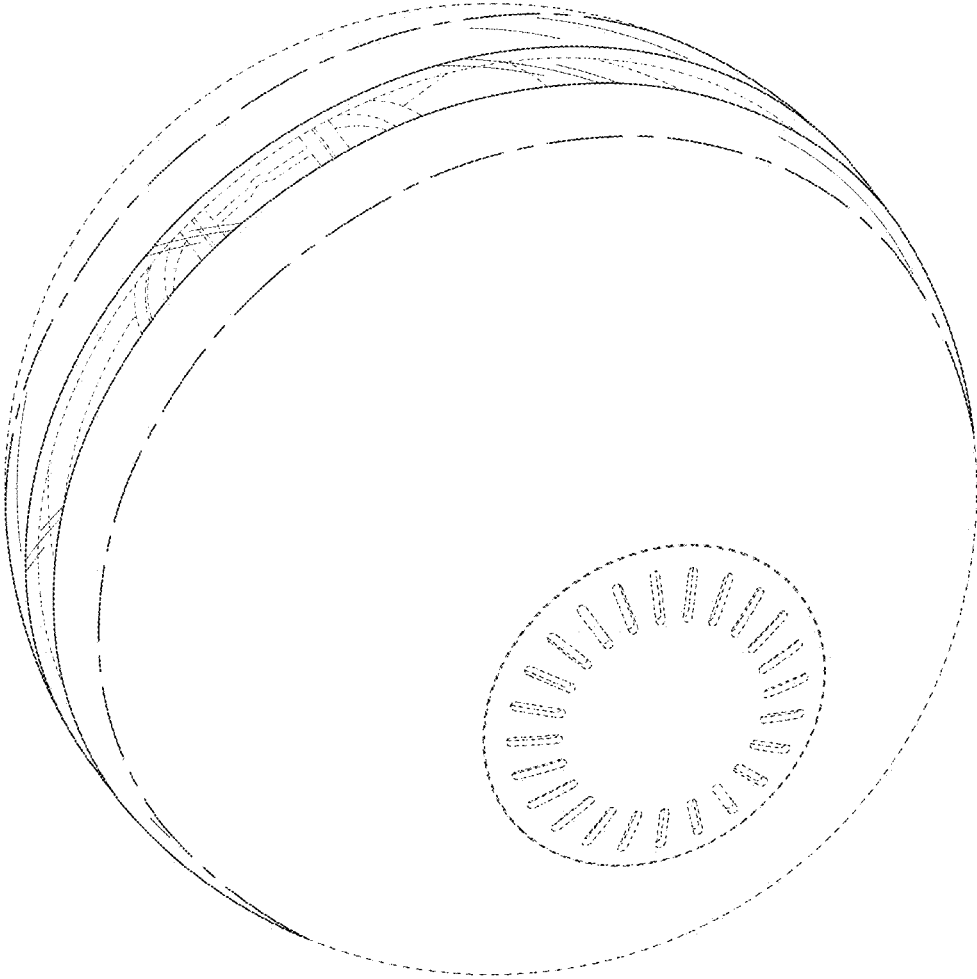


FIG. 2

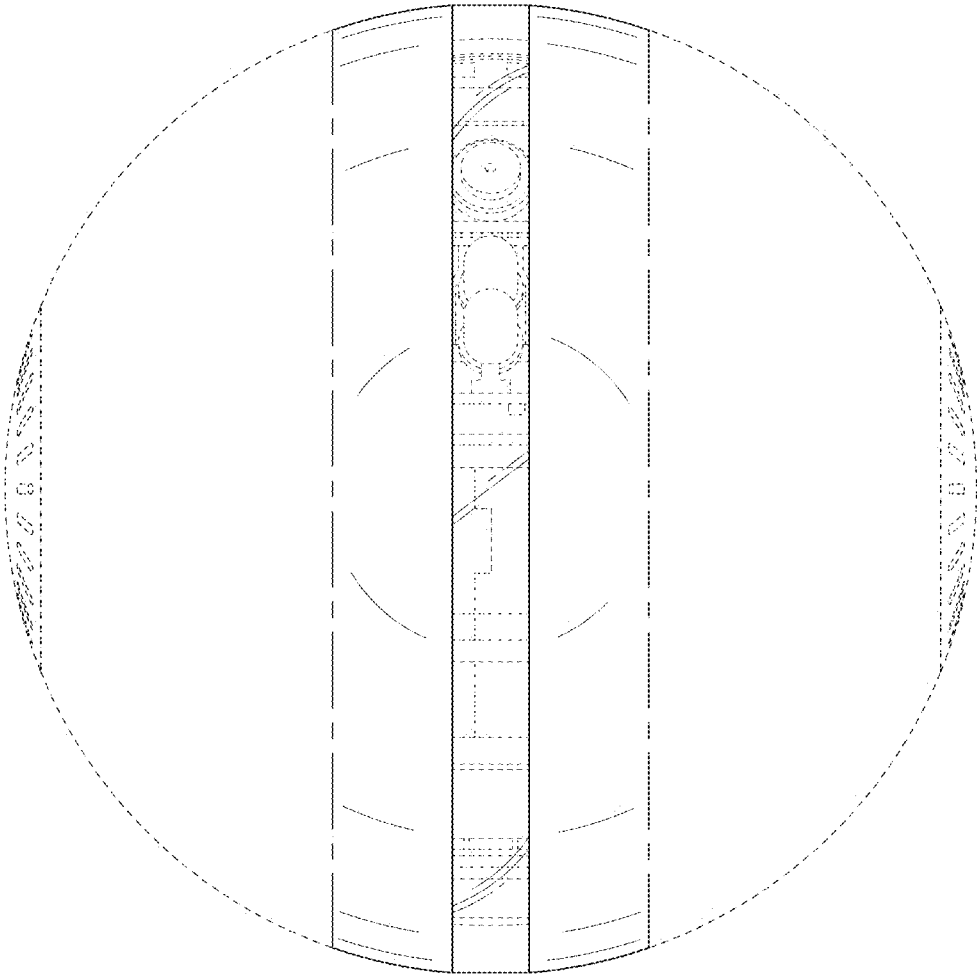


FIG. 3

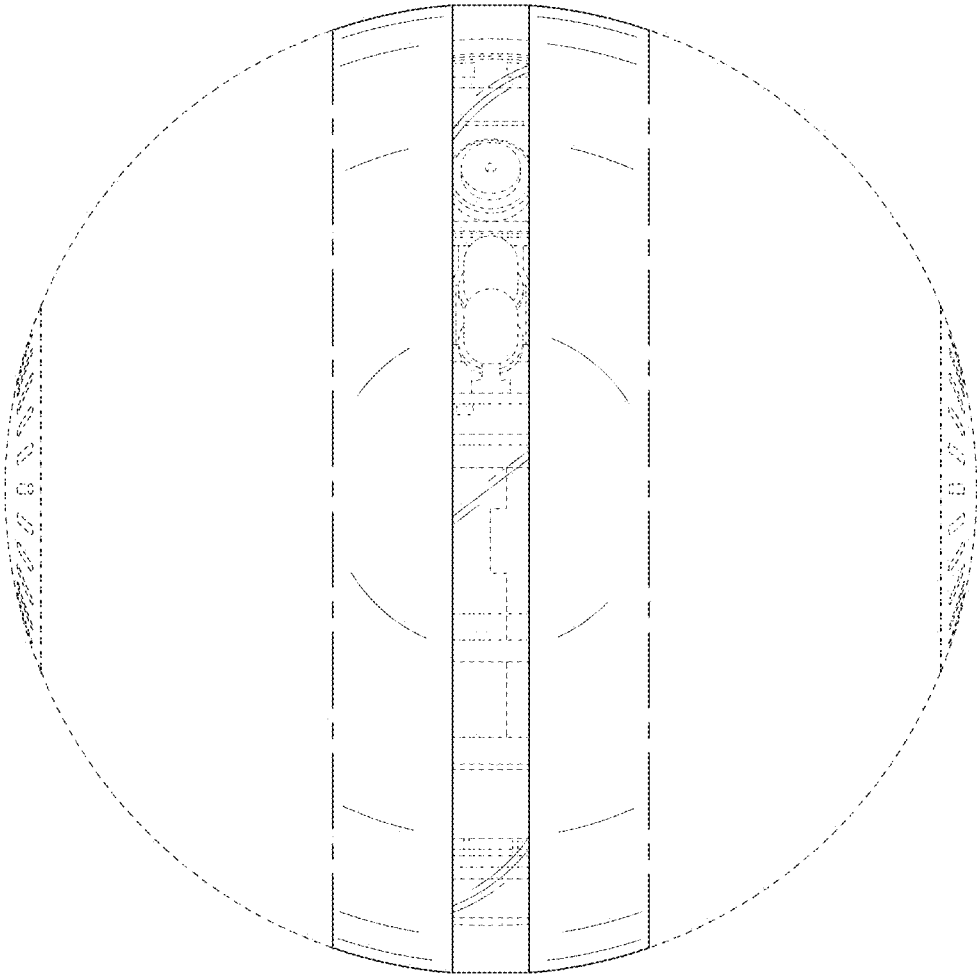


FIG. 4

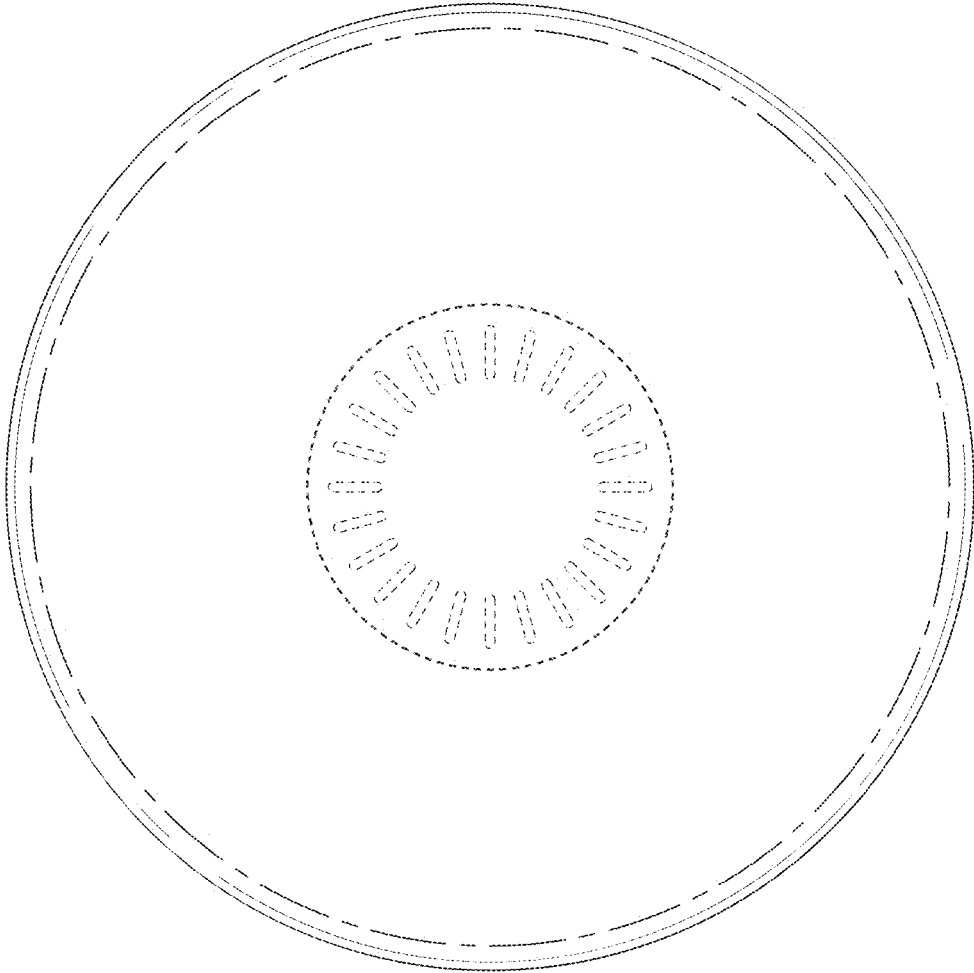


FIG. 5

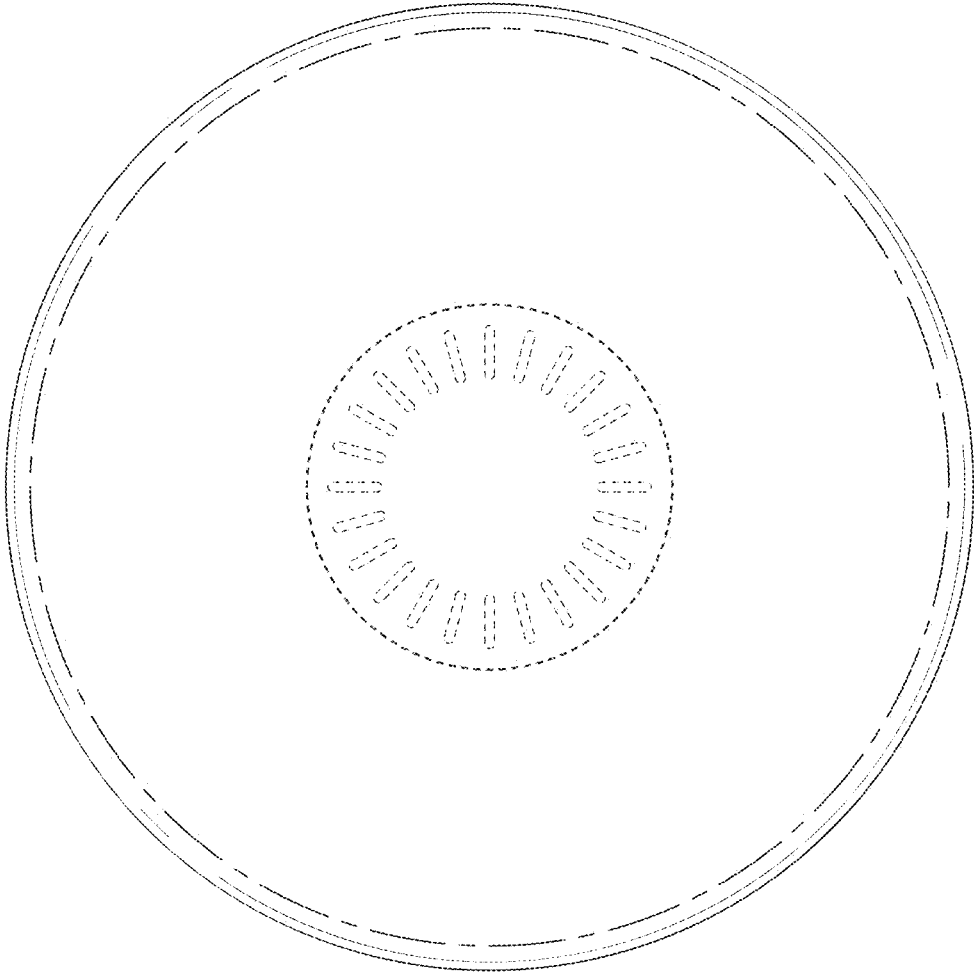


FIG. 6

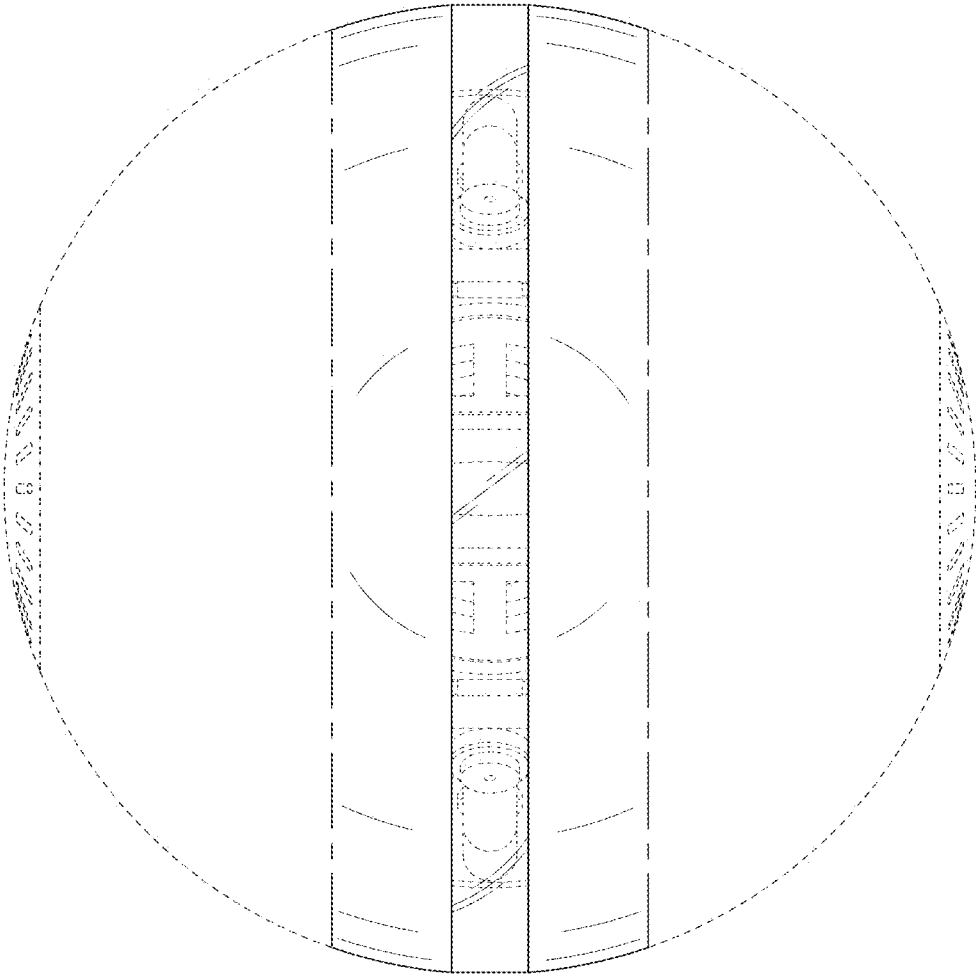


FIG. 7

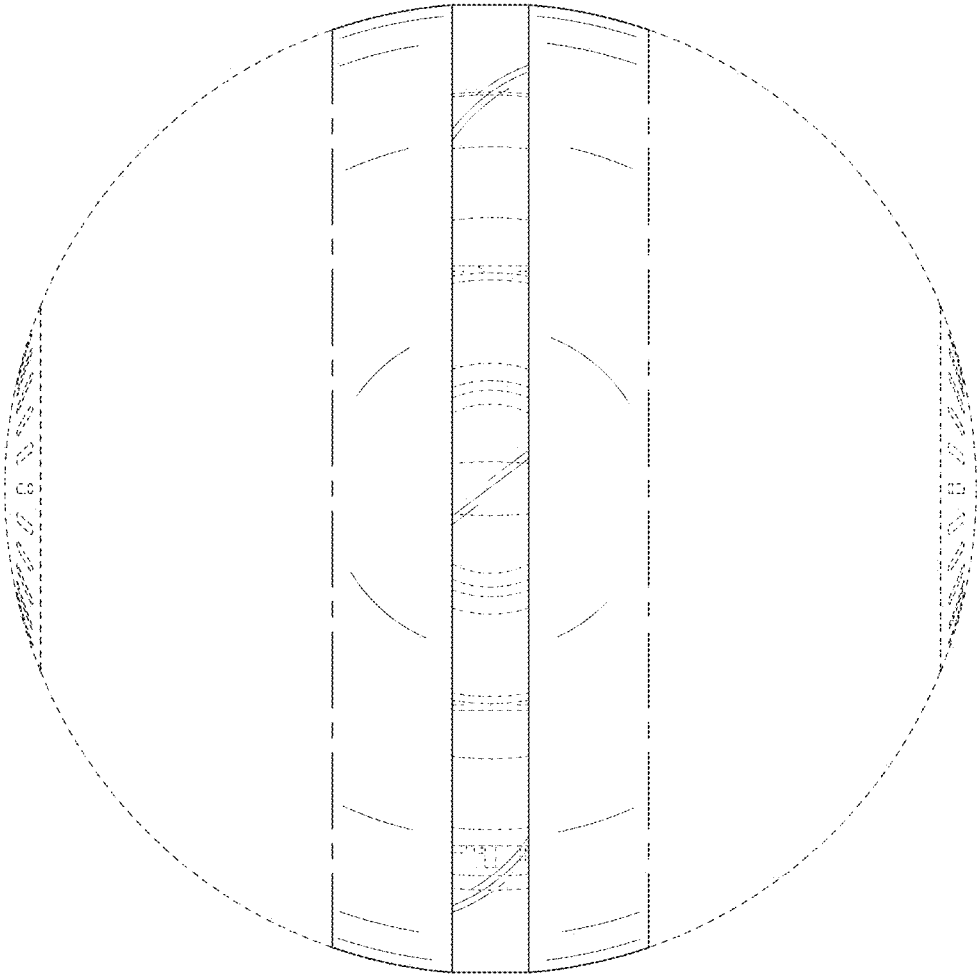


FIG. 8

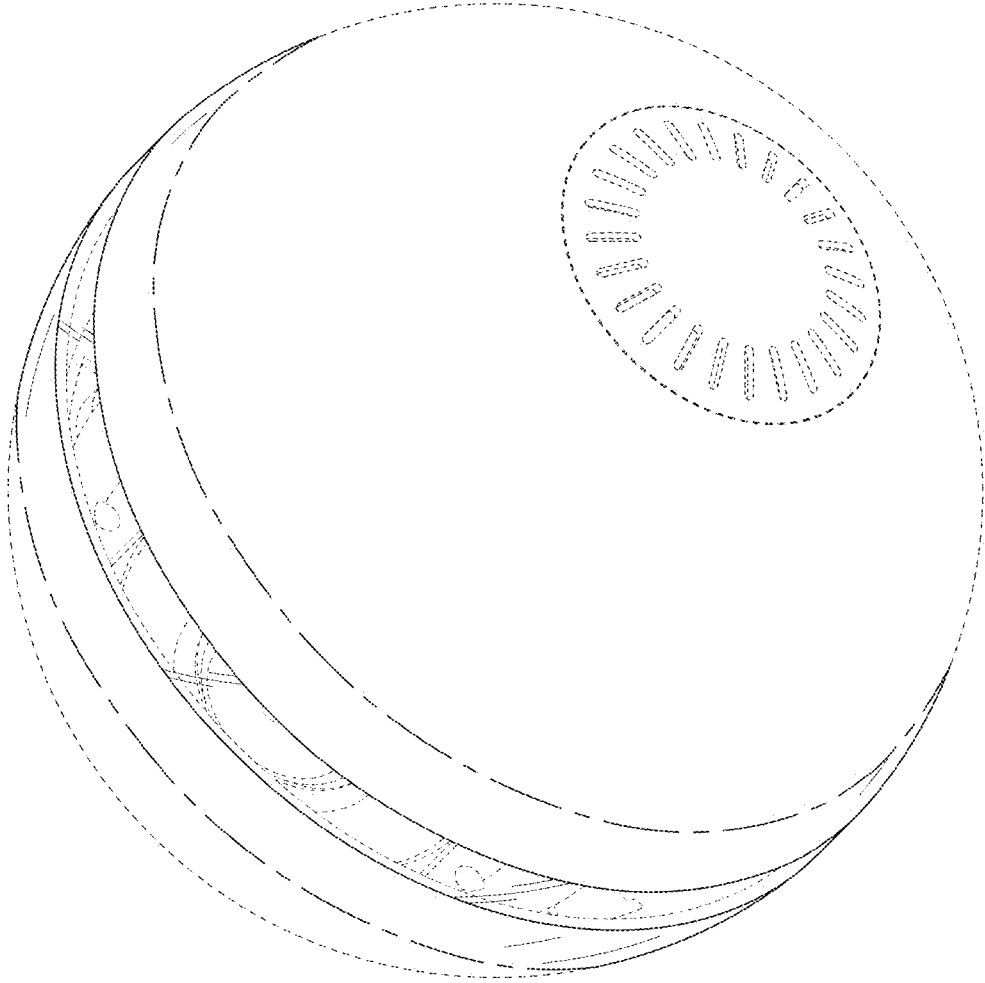


FIG. 9

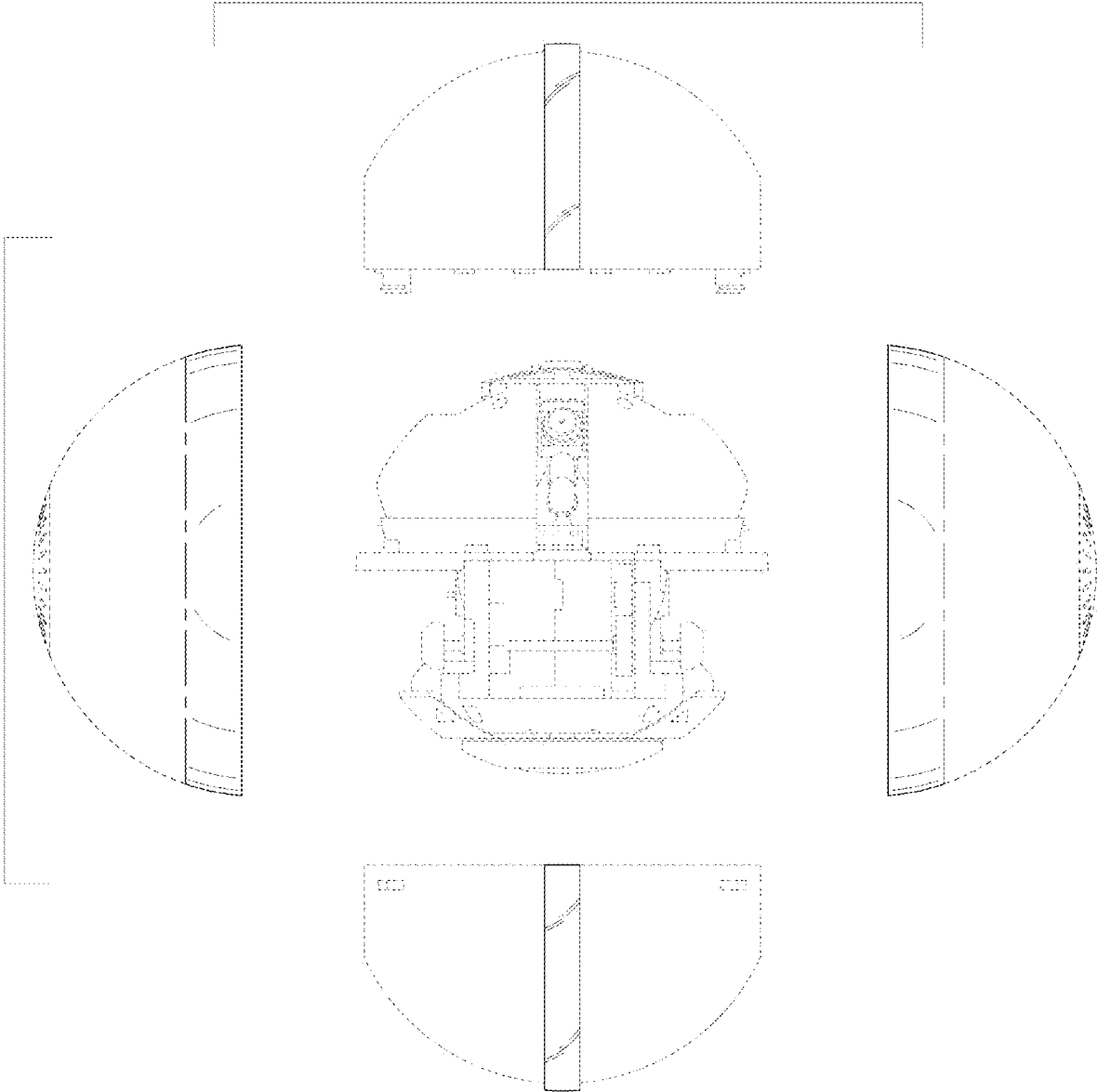


FIG. 10

