



US0D1051745S

(12) **United States Design Patent**
Morelock

(10) **Patent No.:** **US D1,051,745 S**

(45) **Date of Patent:** **** Nov. 19, 2024**

(54) **WEARABLE SENSOR**

(71) Applicant: **Biolinq Incorporated**, San Diego, CA (US)

(72) Inventor: **David Michael Morelock**, Escondido, CA (US)

(73) Assignee: **Biolinq Incorporated**, San Diego, CA (US)

(**) Term: **15 Years**

(21) Appl. No.: **29/890,886**

(22) Filed: **Apr. 27, 2023**

Related U.S. Application Data

(62) Division of application No. 29/836,984, filed on Apr. 29, 2022, now Pat. No. Des. 1,013,544.

(51) **LOC (14) Cl.** **10-04**

(52) **U.S. Cl.**
USPC **D10/78**

(58) **Field of Classification Search**
USPC D10/78, 81; D24/108, 134, 186, 187, D24/216

CPC A61M 37/0015; A61M 25/00; A61M 2037/0023; A61M 2037/0046; A61M 2037/0053; A61M 37/00; A61M 2037/0007; A61M 2037/0061; A61M 2205/33; A61M 2205/3303; A61M 2210/04; A61M 2230/20; A61M 5/3202; A61M 5/142; A61M 5/172; A61B 5/14503; A61B 5/14514; A61B 5/14532; A61B 5/14546; A61B 5/14865; A61B 5/1495; A61B 5/150022; A61B 5/150282; A61B 5/150427; A61B 5/150969; A61B 5/150984; A61B 5/4839; A61B 5/685; A61B 2562/028; A61B 2562/12; A61B 2562/125; A61B 2560/0242; A61B 2560/0266; A61B 2560/0271; A61B 2560/04; A61B 2560/0406; A61B 2560/0412; A61B 2562/16; A61B 2562/162; A61B 2562/164; A61B


2562/166; A61B 2562/168; A61B 2562/0271; A61B 2562/0272; A61B 5/0008; A61B 2560/063; C12Q 1/006; G01N 27/3271; Y10T 29/49117; A61N 1/0424; A61N 1/044; A61N 1/325; A61N 1/326; A61N 1/327; A61N 1/0476

See application file for complete search history.

(56) **References Cited**

U.S. PATENT DOCUMENTS

4,305,401	A	12/1981	Reissmueller et al.
4,323,996	A	4/1982	Ganter
4,407,295	A	10/1983	Steuer et al.
5,131,390	A	7/1992	Sakaguchi et al.
5,279,543	A	1/1994	Glikfeld et al.
5,286,364	A	2/1994	Yacynych et al.
5,540,828	A	7/1996	Yacynych
5,730,714	A	3/1998	Guy et al.
5,766,132	A	6/1998	Yasukawa et al.
6,036,055	A	3/2000	Mogadam et al.
6,139,718	A	10/2000	Kurnik et al.
6,269,053	B1	7/2001	Kawata et al.
6,284,126	B1	9/2001	Kurnik et al.
6,413,396	B1	7/2002	Yang et al.
6,471,903	B2	10/2002	Sherman et al.
6,603,987	B2	8/2003	Whitson
6,814,845	B2	11/2004	Wilson et al.
6,862,466	B2	3/2005	Ackerman
6,908,453	B2	6/2005	Fleming et al.
7,097,776	B2	8/2006	Govinda Raju
7,132,054	B1	11/2006	Kravitz et al.
7,262,068	B2	8/2007	Roy et al.
7,343,188	B2	3/2008	Sohrab
7,344,499	B1	3/2008	Prausnitz et al.
7,429,333	B2	9/2008	Chiou et al.
7,456,112	B2	11/2008	Lee
7,493,232	B1	2/2009	Surina
8,022,292	B2	9/2011	Arianpour et al.
8,060,318	B2	11/2011	Vering et al.
8,088,321	B2	1/2012	Ferguson et al.
8,094,009	B2	1/2012	Allen et al.
8,125,331	B2	2/2012	Allen et al.
8,130,095	B2	3/2012	Allen et al.
8,280,475	B2	10/2012	Brister et al.
8,284,046	B2	10/2012	Allen et al.
8,574,165	B2	11/2013	Marsh
8,750,955	B2	6/2014	Brister et al.
8,798,799	B2	8/2014	Deo et al.
8,909,543	B2	12/2014	Tropper et al.
D722,697	S	2/2015	Moon et al.



US D1,051,745 S

9,041,730 B2	5/2015	Johnson et al.	D1,013,544 S *	2/2024	Morelock	D24/186
9,055,901 B2	6/2015	Briester et al.	11,904,127 B2	2/2024	Mansfield et al.	
9,107,623 B2	8/2015	Brauker et al.	11,963,796 B1	4/2024	Windmiller	
D750,786 S	3/2016	Davies et al.	11,986,614 B2	5/2024	Mansfield et al.	
D757,000 S	5/2016	Lagomarsino et al.	12,011,294 B2	6/2024	Campbell et al.	
D771,824 S	11/2016	Minoli	2003/0225360 A1	12/2003	Eppstein et al.	
D776,285 S	1/2017	Dinger	2006/0015061 A1	1/2006	Kuo et al.	
9,551,698 B2	1/2017	Huys et al.	2007/0170054 A2	7/2007	Wilsey	
D794,801 S	8/2017	Newhouse et al.	2007/0213044 A1	9/2007	Steingart et al.	
9,717,843 B2	8/2017	Grucela et al.	2009/0088652 A1	4/2009	Tremblay	
9,737,247 B2	8/2017	Wang et al.	2009/0143761 A1	6/2009	Cantor et al.	
9,743,870 B2	8/2017	Wang et al.	2009/0259118 A1	10/2009	Feldman et al.	
D815,289 S	4/2018	Evers et al.	2010/0056873 A1	3/2010	Allen et al.	
D816,229 S	4/2018	Frick et al.	2010/0286803 A1	11/2010	Tillotson et al.	
9,933,387 B1	4/2018	McCanna et al.	2012/0323097 A9	12/2012	Chowdhury	
D820,988 S	6/2018	Pushpala et al.	2013/0065257 A1	3/2013	Wang et al.	
D821,571 S	6/2018	Stonecipher et al.	2013/0144131 A1	6/2013	Wang et al.	
10,004,435 B2	6/2018	Larvenz et al.	2014/0259652 A1	9/2014	Pushpala et al.	
10,029,043 B2	7/2018	Grucela et al.	2014/0275897 A1	9/2014	Pushpala et al.	
10,092,207 B1	10/2018	Windmiller	2014/0336487 A1	11/2014	Wang et al.	
10,136,846 B2	11/2018	Wang et al.	2015/0335272 A1	11/2015	Natale et al.	
D842,996 S	3/2019	Frick et al.	2017/0003766 A1	1/2017	Budiman	
D845,289 S	4/2019	Chuang et al.	2017/0055851 A1	3/2017	Al-Ali	
10,251,565 B2	4/2019	Chan et al.	2017/0215774 A1	8/2017	Koehler et al.	
10,321,859 B1	6/2019	Wynbrandt et al.	2017/0290532 A1	10/2017	Antonio et al.	
D853,382 S	7/2019	Haigh	2018/0116572 A1	5/2018	Simpson et al.	
10,362,973 B2	7/2019	Hernandez-Rosas et al.	2018/0249937 A1	9/2018	Wiese et al.	
D867,911 S	11/2019	Alabdin	2019/0095602 A1	3/2019	Setlak et al.	
D870,291 S	12/2019	Barry et al.	2019/0125223 A1	5/2019	Wang et al.	
10,492,708 B1	12/2019	Windmiller	2019/0133638 A1	5/2019	Il et al.	
D875,254 S	2/2020	Cooke et al.	2019/0167167 A1	6/2019	Mitchell et al.	
D882,432 S	4/2020	Yee et al.	2019/0246914 A1	8/2019	Constantin et al.	
10,765,369 B2	9/2020	Antonio et al.	2019/0246973 A1	8/2019	Constantin et al.	
D903,877 S	12/2020	Pace et al.	2019/0274603 A1	9/2019	Ringemann	
11,039,767 B2	6/2021	Hayter	2019/0307376 A1	10/2019	Hernandez-Rosas et al.	
11,045,142 B1	6/2021	Windmiller et al.	2019/0309433 A1	10/2019	Sattayasamitsathit et al.	
11,087,868 B2	8/2021	Budiman	2020/0085341 A1	3/2020	Windmiller	
11,102,306 B2	8/2021	Mensingher et al.	2020/0101286 A1	4/2020	Windmiller et al.	
11,141,116 B2	10/2021	Cabrera, Jr. et al.	2020/0146598 A1	5/2020	Mayou et al.	
11,150,145 B2	10/2021	Nekoomaram et al.	2020/0214566 A1	7/2020	Allen et al.	
11,154,253 B2	10/2021	Cabrera, Jr. et al.	2020/0245914 A1	8/2020	Bhavaraju et al.	
11,182,332 B2	11/2021	Anderson et al.	2020/0254240 A1	8/2020	Windmiller et al.	
11,197,626 B2	12/2021	Koehler et al.	2020/0275870 A1	9/2020	Bhavaraju et al.	
11,205,511 B2	12/2021	Hayter et al.	2020/0297997 A1	9/2020	Windmiller et al.	
11,207,025 B1	12/2021	Trapero et al.	2020/0337615 A1	10/2020	Larvenz et al.	
11,272,890 B2	3/2022	McGarraugh	2021/0161436 A1	6/2021	Troncelliti et al.	
11,305,906 B2	4/2022	Grucela et al.	2021/0169384 A1	6/2021	Taub et al.	
11,357,430 B2	6/2022	Pushpala et al.	2021/0187286 A1	6/2021	Windmiller et al.	
11,373,347 B2	6/2022	Kamath et al.	2021/0196162 A1	7/2021	Halac et al.	
D957,438 S	7/2022	Hayter et al.	2021/0236057 A1	8/2021	Pushpala et al.	
D958,817 S	7/2022	Mensingher et al.	2021/0282672 A1	9/2021	Kumar et al.	
11,389,088 B2	7/2022	Desborough et al.	2021/0321914 A1	10/2021	Briester et al.	
D960,895 S	8/2022	Mensingher	2021/0335499 A1	10/2021	Simpson et al.	
D962,446 S	8/2022	Bernstein et al.	2021/0361199 A1	11/2021	Kumar	
11,406,331 B2	8/2022	Budiman	2021/0378601 A1	12/2021	Kumar et al.	
11,406,818 B2	8/2022	Windmiller	2021/0393201 A1	12/2021	Morelock et al.	
11,437,141 B2	9/2022	Mensingher et al.	2022/0000399 A1	1/2022	Hayter et al.	
11,446,108 B2	9/2022	Larson et al.	2022/0000432 A1	1/2022	Cabrera, Jr. et al.	
D967,128 S	10/2022	Kumar et al.	2022/0031209 A1	2/2022	Windmiller et al.	
D967,136 S	10/2022	Kumar et al.	2022/0031244 A1	2/2022	Windmiller et al.	
11,464,459 B2	10/2022	Sjolund et al.	2022/0057868 A1	2/2022	Budiman	
11,475,988 B1	10/2022	Burkart et al.	2022/0080678 A1	3/2022	Cole et al.	
11,478,194 B2	10/2022	Windmiller et al.	2022/0087610 A1	3/2022	Pushpala et al.	
11,497,422 B2	11/2022	Koehler et al.	2022/0101995 A1	3/2022	Johnson et al.	
11,507,530 B2	11/2022	Anderson et al.	2022/0142524 A1	5/2022	Harper et al.	
11,517,222 B2	12/2022	Pushpala et al.	2022/0142589 A1	5/2022	Lee	
11,534,089 B2	12/2022	Taub et al.	2022/0175278 A1	6/2022	Campbell et al.	
11,547,799 B2	1/2023	Zhong et al.	2022/0194644 A1	6/2022	Grucela et al.	
11,576,600 B2 *	2/2023	Lee	2022/0202319 A1	6/2022	Crawford et al.	A61B 5/257
11,654,270 B2	5/2023	Mansfield, III et al.	2022/0202320 A1	6/2022	Diener et al.	
11,660,392 B2	5/2023	Kamen et al.	2022/0216735 A1	7/2022	Yan et al.	
D988,160 S	6/2023	Morelock	2022/0265224 A1	8/2022	Hauptman et al.	
11,672,965 B2	6/2023	Mansfield et al.	2022/0283042 A1	9/2022	Nekoomaram et al.	
D996,999 S *	8/2023	Morelock	2022/0292746 A1	9/2022	Kamath et al.	D24/186
D1,006,265 S	11/2023	Quitter et al.	2022/0336100 A1	10/2022	Chiu et al.	
D1,006,266 S	11/2023	Quitter et al.	2022/0361825 A1	11/2022	Kang	
D1,012,744 S *	1/2024	Morelock	2022/0370011 A1	11/2022	Windmiller et al.	D24/186
11,857,344 B2	1/2024	Windmiller et al.	2022/0392643 A1	12/2022	Mensingher et al.	
11,872,055 B2	1/2024	Tangney et al.	2023/0005588 A1	1/2023	Sokolovskyy et al.	

2023/0074798	A1	3/2023	Tangney et al.
2023/0094419	A1	3/2023	Mansfield, III et al.
2023/0099617	A1*	3/2023	Mansfield, III ... A61M 37/0015
2023/0137258	A1	5/2023	Windmiller
2023/0190147	A1	6/2023	Campbell et al.
2023/0256220	A1	8/2023	Mansfield, III et al.
2023/0301552	A1	9/2023	Mallires et al.
2023/0310823	A1	10/2023	Mansfield et al.
2023/0414102	A1	12/2023	Allen et al.
2024/0008777	A1	1/2024	Fuchs et al.
2024/0081740	A1	3/2024	Windmiller et al.
2024/0164719	A1	5/2024	Campbell et al.

FOREIGN PATENT DOCUMENTS

CH	717520	A2	12/2021
CN	306169676		11/2020
EM	001371280-0001		6/2013
EP	3871602	A1	9/2021
FR	3042872	B1	12/2020
GB	06192168		2/2022
JP	1721016	S	7/2022
WO	WO-2009034313	A2	3/2009
WO	WO-2009034313	A3	3/2009
WO	WO-2009064164	A2	5/2009
WO	WO-2009064164	A3	5/2009
WO	WO-2010120364	A2	10/2010
WO	WO-2010120364	A3	10/2010
WO	WO-2012020332	A2	2/2012
WO	WO-2012020332	A3	2/2012
WO	WO-2013058879	A2	4/2013
WO	WO-2013058879	A3	4/2013
WO	WO-2020073060	A1	4/2020
WO	WO-D214300002		5/2021
WO	WO-2021148596	A1	7/2021
WO	WO-2022044017	A1	3/2022
WO	WO-2022031792	A9	4/2022
WO	WO-2022044018	A3	4/2022
WO	WO-2022266443	A1	12/2022
WO	WO-2023055755	A1	4/2023
WO	WO-2023064877	A1	4/2023
WO	WO-2023133468	A1	7/2023
WO	WO-2023229662	A2	11/2023
WO	WO-2024010827	A1	1/2024

OTHER PUBLICATIONS

Abbot press release (2020). "New late-breaking data show use of Abbott's Freestyle® Libre System significantly reduces HBA1C levels in people with type 2 diabetes using insulin or not," 3 pages.

Al Hayek et al., "Patient Satisfaction and Clinical Efficacy of Novel Blood Glucose Meters Featuring Color Range Indicators in Patients With Type 2 Diabetes: A Prospective Study" *Cureus* Oct. 27, 2020; 12(10):e11195. 8 pages. doi:10.7759/cureus.11195.

Allen et al., "Continuous glucose monitoring counseling improves physical activity behaviors of individuals with type 2 diabetes: A randomized clinical trial" *Diabetes Res Clin Pract.* Jun. 2008; 80(3): 371-379. doi:10.1016/j.diabres.2008.01.006.

American Diabetes Association® Press Release (2020). "American Diabetes Association® Applauds policymakers' Focus on Addressing High Costs of Insulin for Seven Million Americans," 4 pages.

Bantle, J.P. et al. (1997). "Glucose measurement in patients with diabetes mellitus with dermal interstitial fluid," *J. Lab. Clin. Med.* 130:436-441.

Barrett et al., "Risk for Newly Diagnosed Diabetes 30 Days After SARS-CoV-2 Infection Among Persons Aged 18 Years—United States, Mar. 1, 2020–Jun. 28, 2021" *MMWR Morb Mortal Wkly Rep.* Jan. 14, 2022; 71(2):59-65. doi: 10.15585/mmwr.mm7102e2.

Beckles, G.L. et al. (2016). "Disparities in the prevalence of diagnosed diabetes—United States, 1999-2002 and 2011-2014," *MMWR* 65:1265-1269.

Biolinq, Inc. (2019). The Intelligent Continuous Glucose Monitoring System, 5 total pages.

Cao, J. et al. (2017). "Validation of capillary blood analysis and capillary testing mode on the epoc Point of Care system," *Pract. Lab. Med.* 9:24-27.

Castle, J.R. et al. (2012). "The accuracy benefit of multiple amperometric glucose sensors in people with type 1 diabetes," *Diabetes Care* 35:706-710.

Centers for Disease Control, "National Diabetes Statistics Report 2020 Estimates of Diabetes and Its Burden in the United States" (2020) 32 pages.

DEXCOM (2020). Analyst Day Presentation, 19 total pages.

DEXCOM (2020). Analyst Day Presentation, 27 total pages.

Diabetes Care (2021). "7. Diabetes Technology: Standards of Medical Care in Diabetes—2021," *Diabetes Care* 44(Supplement 1):S85-S99.

Dunkin et al., "Scarring occurs at a critical depth of skin injury: precise measurement in a graduated dermal scratch in human volunteers" *Plast Reconstr Surg.* May 2007; 119(6):1722-1732. doi: 10.1097/01.prs.0000258829.07399.f0.

Ehrhardt et al., "Behavior Modification in Prediabetes and Diabetes: Potential Use of Real-Time Continuous Glucose Monitoring" *Journal of Diabetes Science and Technology* Mar. 2019; 13(2):271-275.

Ehrhardt et al., "Continuous Glucose Monitoring As a Behavior Modification Tool" *Clin Diabetes.* Apr. 2020; 38(2):126-131. doi: 10.2337/cd19-0037.

Ehrhardt et al., "The Effect of Real-Time Continuous Glucose Monitoring on Glycemic Control in Patients with Type 2 Diabetes Mellitus" *Journal of Diabetes Science and Technology* May 2011; 5(3):668-675.

Fang, M. et al. (2021). "Trends in Diabetes Treatment and Control in U.S. Adults, 1999-2018," *N. Engl. Med.* 384:2219-2228.

Fonda et al., "The Cost-Effectiveness of Real-Time Continuous Glucose Monitoring (RT-CGM) in Type 2 Diabetes" *Journal of Diabetes Science and Technology* (2016) 10(4):898-904.

French, D.P. et al. (2008). "Original Article: Psychological Care Self-monitoring of blood glucose changed non-insulin-treated Type 2 diabetes patients' beliefs about diabetes and self-monitoring in a randomized trial," *Diab. Med.* 25:1218-1228.

Grady, M. et al. (2017). "Examining the Impact of a Novel Blood Glucose Monitor with Color Range Indicator on Decision-Making in Patients With Type 1 and Type 2 Diabetes and its Association With Patient Numeracy Level," *JMIR Diabetes* 2:e24. 11 pages.

Grady, M. et al. (2018). "Use of Blood Glucose Meters Featuring Color Range Indicators Improves Glycemic Control in Patients with Diabetes in Comparison to Blood Glucose Meters Without Color (Accents Study)," *J. Diab. Sci. Tech.* 12:1211-1219.

Groenendaal, W. et al. (2008). "Modeling Glucose and Water Dynamics in Human Skin," *Diab. Tech. Therap.* 10:283-293.

Han et al., "The End of the Road for the YSI 2300 Analyzer: Where Do We Go Now?" *Journal of Diabetes Science and Technology* (2020) 14(3):595-600.

Han et al., "The YSI 2300 Analyzer Replacement Meeting Report" *Journal of Diabetes Science and Technology* (2020) 14(3):679-686.

Juvenile Diabetes Research Foundation Continuous Glucose Monitoring Study Group (2008). "Continuous Glucose Monitoring and Intensive Treatment of Type 1 Diabetes," *N. Engl. Med.* 359:1464-1476.

Karter, A.J. et al. (2021). "Association of Real-time Continuous Glucose Monitoring With Glycemic Control and Acute Metabolic Events Among Patients With Insulin-Treated Diabetes," *JAMA* 325:2273-2284.

Martens, T. et al. (2021). "Effect of Continuous Glucose Monitoring on Glycemic Control in Patients with Type 2 Diabetes Treated with Basal Insulin A Randomized Clinical Trial," *JAMA* 325:2262-2272.

McClatchey, P.M. et al. (2019). "Fibrotic Encapsulation Is the Dominant Source of Continuous Glucose Monitor Delays," *Diabetes* 68:1892-1901.

Neerken, S. et al. (2004). "Characterization of age-related effects in human skin: A comparative study that applies confocal laser scanning microscopy and optical coherence tomography," *J. Biomed. Optics* 9:274-281.

Non-Final Office Action mailed on Nov. 14, 2019, for U.S. Appl. No. 29/650,794, filed Jun. 8, 2018, 10 pages.

- Notice of Allowance mailed on Dec. 18, 2019, for U.S. Appl. No. 29/650,794, filed Jun. 8, 2018, 7 pages.
- Notice of Allowance mailed on Sep. 29, 2022, for U.S. Appl. No. 29/774,399, filed Mar. 16, 2021, 7 pages.
- Notice of Allowance mailed on Jan. 25, 2023, for U.S. Appl. No. 29/774,399, filed Mar. 16, 2021, 11 pages.
- Notice of Allowance mailed on Mar. 1, 2023, for U.S. Appl. No. 29/815,797, filed Nov. 16, 2021, 10 pages.
- Notice of Allowance mailed on May 17, 2023, for U.S. Appl. No. 29/836,984, filed Apr. 29, 2022, 7 pages.
- Notice of Allowance mailed on May 31, 2023, for U.S. Appl. No. 29/838,870, filed May 16, 2022, 7 pages.
- Notice of Allowance mailed on Jun. 14, 2023, for U.S. Appl. No. 29/815,797, filed Nov. 16, 2021, 9 pages.
- Polonsky, W.H. et al. (2011). "A survey of blood glucose monitoring in patients with type 2 diabetes: Are recommendations from health care professionals being followed?" *Curr. Med. Res. & Opinion* 27:31-37.
- Rigla, M. et al. (2018). "Human Subcutaneous Tissue Response to Glucose Sensors: Macrophages Accumulation Impact on Sensor Accuracy." *Diabetes Technology & Therapeutics* 20:296-302.
- Sharifi et al., "Redundancy in Glucose Sensing: Enhanced Accuracy and Reliability of an Electrochemical Redundant Sensor for Continuous Glucose Monitoring" *Journal of Diabetes Science and Technology* (2016) 10(3):669-678.
- Sheikh, Z. et al. (2015). "Macrophages, Foreign Body Giant Cells and Their Response to Implantable Biomaterials," *Materials* 8:5671-5701.
- Shi, T. et al. (2016). "Modeling and Measurement of Correlation between Blood and Interstitial Glucose Changes," *J. Diab. Res. Volume* 2016, 9 pages.
- Turner et al., "Intensive blood-glucose control with sulphonylureas or insulin compared with conventional treatment and risk of complications in patients with type 2 diabetes (UKPDS 33)" *The Lancet* Sep. 1998; 352(9131):837-853.
- Vigersky et al., "Short- and Long-Term Effects of Real-Time Continuous Glucose Monitoring in Patients with Type 2 Diabetes" *Diabetes Care* Jan. 2012; 35:32-38.
- Wolicki et al., "Epidemiology and Prevention of Vaccine-Preventable Diseases: Chapter 6: Vaccine Administration" Centers for Disease Control and Prevention (2021) 17 pages.
- World Health Organization, "Diabetes", Sep. 16, 2022, 5 pages.
- Young et al., "Glucose Self-monitoring in Non-Insulin-Treated Patients With Type 2 Diabetes in Primary Care Settings: A Randomized Trial" *JAMA Intern Med.* Jul. 2017; 177(7):920-929.
- Notice of Allowance mailed on Nov. 22, 2023, for U.S. Appl. No. 29/838,870, filed May 16, 2022, 7 pages.
- Notice of Allowance mailed on Nov. 29, 2023, for U.S. Appl. No. 29/836,984, filed Apr. 29, 2022, 7 pages.
- Abbott, Abbott's Freestyle® Libre 3 System Receives CE Mark, Published on: Sep. 28, 2020, PRNewswire.com, Retrieved from Internet: <https://www.prnewswire.com/news-releases/abbotts-freestyle-libre-3-system-receives-ce-mark--features-worlds-smallest-thinnest-sensor-with-best-in-class-performance-at-the-same-low-cost-for-people-with-diabetes-301138719.html>, 2 pages.
- American Diabetes Association, "Diabetes and Emotional Health: A Practical Guide for Health Professionals Supporting Adults with Type 1 and Type 2 Diabetes" U.S. Edition (2021), 214 pages.
- American Diabetes Association Professional Practice Committee, "6. Glycemic Goals and Hypoglycemia: Standards of Care in Diabetes-2024" *Diabetes Care* Jan. 1, 2024; 47(Suppl 1):S111-S125.
- American Diabetes Association Professional Practice Committee, "7. Diabetes Technology: Standards of Medical Care in Diabetes-2022" *Diabetes Care* Jan. 1, 2022; 45(Suppl 1):S97-S112.
- Biolinq, "Biolinq Announces Results from First-in-Man Clinical Studies Showing Feasibility of a Novel, Minimally Invasive Approach to Continuous Glucose Monitoring in the Dermis" Published on: Jun. 15, 2020, PRNewswire.com, Retrieved from Internet <https://www.prnewswire.com/news-releases/biolinq-announces-results-from-first-in-man-clinical-studies-showing-feasibility-of-a-novel-minimally-invasive-approach-to-continuous-glucose-monitoring-in-the-dermis-301076992.html>, 3 pages.
- Centers for Disease Control, "National Diabetes Statistics Report" May 2024, 16 pages.
- Delve, Dexcom G6, Published in: 2019, Designdirectory.com, Retrieved from Internet: <https://www.designdirectory.com/delve/Dexcom-G6?AspxAutoDetectCookieSupport=1> (Year: 2019), 3 pages.
- Diabetes Control and Complications Trial Research Group, "The effect of intensive treatment of diabetes on the development and progression of long-term complications in insulin-dependent diabetes mellitus" *N Engl J Med* Sep. 30, 1993; 329(14):977-986.
- Diabetes.co.uk, "FDA approves new CGM the Abbott FreeStyle Libre Pro System" Published on: Sep. 29, 2016, diabetes.co.uk, Retrieved from Internet: <https://www.diabetes.co.uk/news/2016/sep/fda-approves-new-cgm-the-abbott-freestyle-libre-pro-system-90611033.html> (Year: 2016), 2 pages.
- Elsayed et al., "2. Classification and Diagnosis of Diabetes: Standards of Care in Diabetes-2023" *Diabetes Care* Jan. 1, 2023; 46(Suppl 1):S19-S40.
- Garg et al., "Accuracy and Safety of Dexcom G7 Continuous Glucose Monitoring in Adults with Diabetes" Published on: May 31, 2022, Diabetes Technology & Therapeutics, Retrieved from Internet: <https://www.liebertpub.com/doi/10.1089/dia.2022.0011> (Year: 2022), 2 pages.
- Idrus, "Medtronic integrates CGM, Fitbit data into mobile app" Published on: Dec. 19, 2016, Fierce Biotech.com, Retrieved from Internet :<https://www.fiercebiotech.com/medical-devices/medtronic-integrates-cgm-fitbit-data-into-mobile-app> (Year: 2016), 1 page.
- Mendes-Soares et al., "Assessment of a Personalized Approach to Predicting Postprandial Glycemic Responses to Food Among Individuals Without Diabetes" *JAMA Network Open* Feb. 1, 2019; 2(2):e188102. 13 pages.
- Miller et al., "Hypoglycemia in patients with type 2 diabetes mellitus" *Arch Intern Med* Jul. 9, 2001; 161(13):1653-1659.
- Newton et al., "Diabetic ketoacidosis in type 1 and type 2 diabetes mellitus: clinical and biochemical differences" *Arch Intern Med* Sep. 27, 2004; 164(17):1925-1931.
- Notice of Allowance for U.S. Appl. No. 29/871,863 dated Feb. 26, 2024, 10 pages.
- Notice of Allowance for U.S. Appl. No. 29/919,992 dated Mar. 28, 2024, 8 pages.
- Roche Diabetes Care, Roche Diabetes Carey Senseonics anuncian un acuerdo de distribución para el sistema Eversense® CGM, Published on: May 26, 2016, PRNewswire.com, Retrieved from Internet: <https://www.prnewswire.com/news-releases/roche-diabetes-care-y-senseonics-anuncian-un-acuerdo-de-distribucion-para-el-sistema-eversense-cgm-580978821.html>, 1 page.
- Segel et al., "Hypoglycemia-associated autonomic failure in advanced type 2 diabetes" *Diabetes* Mar. 2002; 51(3):724-733.
- Shivers et al., "Turn it off!: diabetes device alarm fatigue considerations for the present and the future" *J Diabetes Sci Technol* May 1, 2013; 7(3):789-794.
- Tanenbaum et al., "Diabetes Device Use in Adults With Type 1 Diabetes: Barriers to Uptake and Potential Intervention Targets" *Diabetes Care* Feb. 2017; 40(2):181-187.
- UK Prospective Diabetes Study (UKPDS) Group, "Intensive blood-glucose control with sulphonylureas or insulin compared with conventional treatment and risk of complications in patients with type 2 diabetes (UKPDS 33)" *Lancet* Sep. 12, 1998; 352(9131):837-853.
- WaveForm Technologies Inc., "WaveForm Technologies Inc. Awarded CE Mark Approval for Their Continuous Glucose Monitoring System" Published on: Nov. 5, 2019, PRNewswire.com, Retrieved from Internet <https://www.prnewswire.com/news-releases/waveform-technologies-inc-awarded-ce-mark-approval-for-their-continuous-glucose-monitoring-system-300952002.html>, 1 page.

Primary Examiner — Antoine Duval Davis
(74) Attorney, Agent, or Firm — Cooley LLP

(57) **CLAIM**

The ornamental design for a wearable sensor, as shown and described.

DESCRIPTION

FIG. 1 is a front perspective view of a wearable sensor showing the new design;
 FIG. 2 is a front view thereof;
 FIG. 3 is a top plan view thereof;
 FIG. 4 is a bottom plan view thereof;
 FIG. 5 is a left side view thereof;
 FIG. 6 is a right side view thereof;
 FIG. 7 is a rear view thereof;
 FIG. 8 is a front perspective view of another wearable sensor showing the new design;
 FIG. 9 is a front view thereof;
 FIG. 10 is a top plan view thereof;
 FIG. 11 is a bottom plan view thereof;
 FIG. 12 is a left side view thereof;
 FIG. 13 is a right side view thereof;
 FIG. 14 is a rear view thereof;
 FIG. 15 is a front perspective view of another wearable sensor showing the new design;
 FIG. 16 is a front view thereof;
 FIG. 17 is a top plan view thereof;
 FIG. 18 is a bottom plan view thereof;
 FIG. 19 is a left side view thereof;
 FIG. 20 is a right side view thereof;
 FIG. 21 is a rear view thereof;
 FIG. 22 is a front perspective view of another wearable sensor showing the new design;
 FIG. 23 is a front view thereof;
 FIG. 24 is a top plan view thereof;
 FIG. 25 is a bottom plan view thereof;
 FIG. 26 is a left side view thereof;
 FIG. 27 is a right side view thereof;
 FIG. 28 is a rear view thereof;
 FIG. 29 is a front perspective view of another wearable sensor showing the new design;
 FIG. 30 is a front view thereof;
 FIG. 31 is a top plan view thereof;
 FIG. 32 is a bottom plan view thereof;
 FIG. 33 is a left side view thereof;
 FIG. 34 is a right side view thereof;
 FIG. 35 is a rear view thereof;
 FIG. 36 is a front perspective view of another wearable sensor showing the new design;

FIG. 37 is a front view thereof;
 FIG. 38 is a top plan view thereof;
 FIG. 39 is a bottom plan view thereof;
 FIG. 40 is a left side view thereof;
 FIG. 41 is a right side view thereof;
 FIG. 42 is a rear view thereof;
 FIG. 43 is a front perspective view of another wearable sensor showing the new design;
 FIG. 44 is a front view thereof;
 FIG. 45 is a top plan view thereof;
 FIG. 46 is a bottom plan view thereof;
 FIG. 47 is a left side view thereof;
 FIG. 48 is a right side view thereof;
 FIG. 49 is a rear view thereof;
 FIG. 50 is a front perspective view of another wearable sensor showing the new design;
 FIG. 51 is a front view thereof;
 FIG. 52 is a top plan view thereof;
 FIG. 53 is a bottom plan view thereof;
 FIG. 54 is a left side view thereof;
 FIG. 55 is a right side view thereof;
 FIG. 56 is a rear view thereof;
 FIG. 57 is a front perspective view of another wearable sensor showing the new design;
 FIG. 58 is a front view thereof;
 FIG. 59 is a top plan view thereof;
 FIG. 60 is a bottom plan view thereof;
 FIG. 61 is a left side view thereof;
 FIG. 62 is a right side view thereof;
 FIG. 63 is a rear view thereof;
 FIG. 64 is a front perspective view of another wearable sensor showing the new design;
 FIG. 65 is a front view thereof;
 FIG. 66 is a top plan view thereof;
 FIG. 67 is a bottom plan view thereof;
 FIG. 68 is a left side view thereof;
 FIG. 69 is a right side view thereof;
 FIG. 70 is a rear view thereof;
 FIG. 71 is a front perspective view of another wearable sensor showing the new design;
 FIG. 72 is a front view thereof;
 FIG. 73 is a top plan view thereof;
 FIG. 74 is a bottom plan view thereof;
 FIG. 75 is a left side view thereof;
 FIG. 76 is a right side view thereof; and,
 FIG. 77 is a rear view thereof.
 The broken lines are for the purpose of illustrating portions of the article and form no part of the claimed design.

1 Claim, 44 Drawing Sheets




FIG. 1

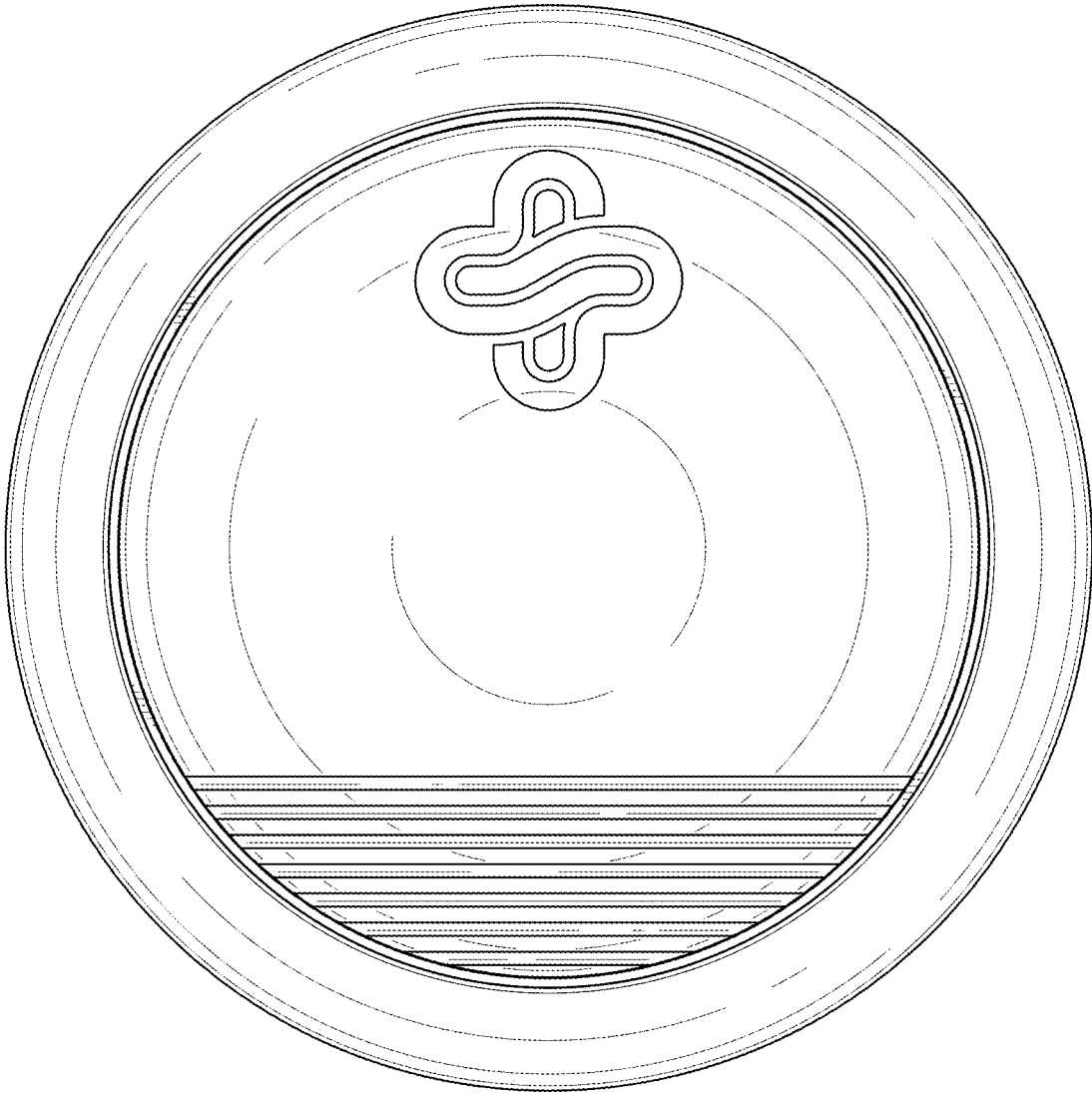


FIG. 2

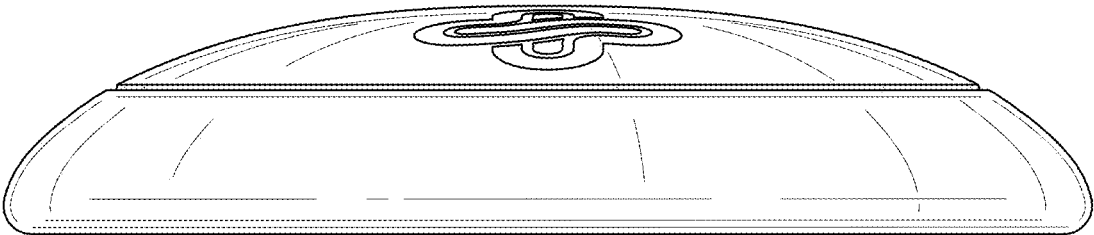


FIG. 3

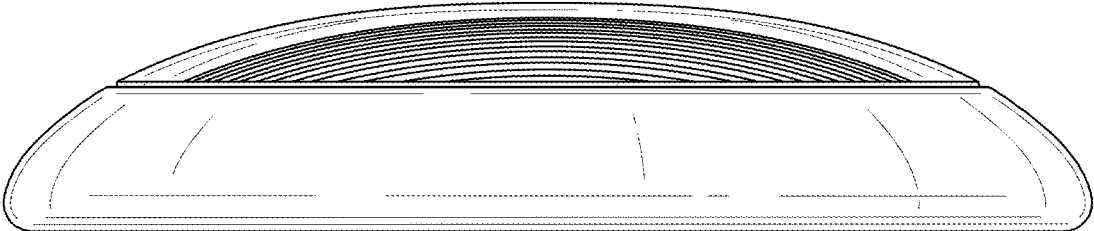


FIG. 4

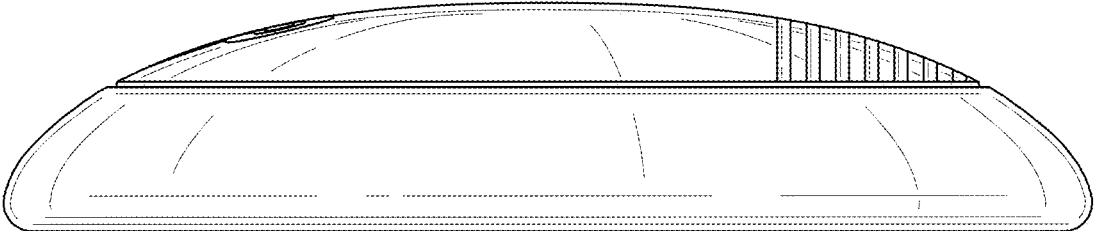


FIG. 5

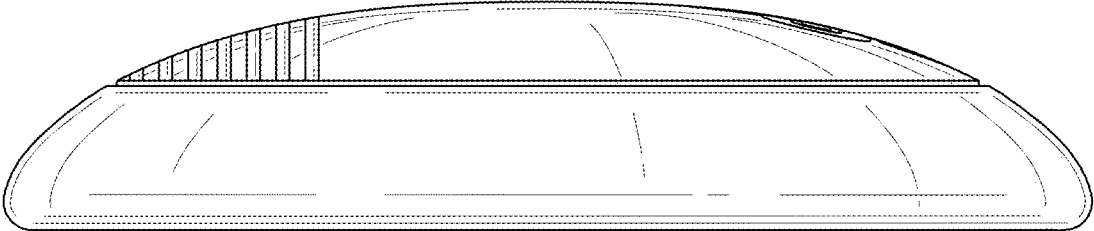


FIG. 6




FIG. 7

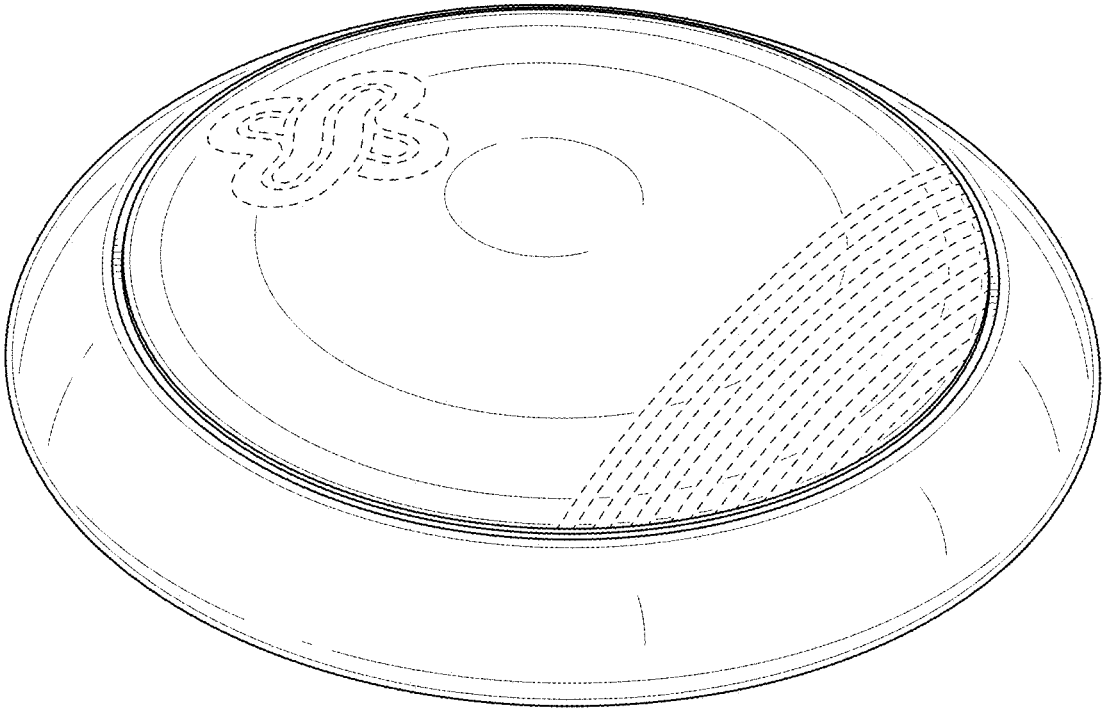


FIG. 8

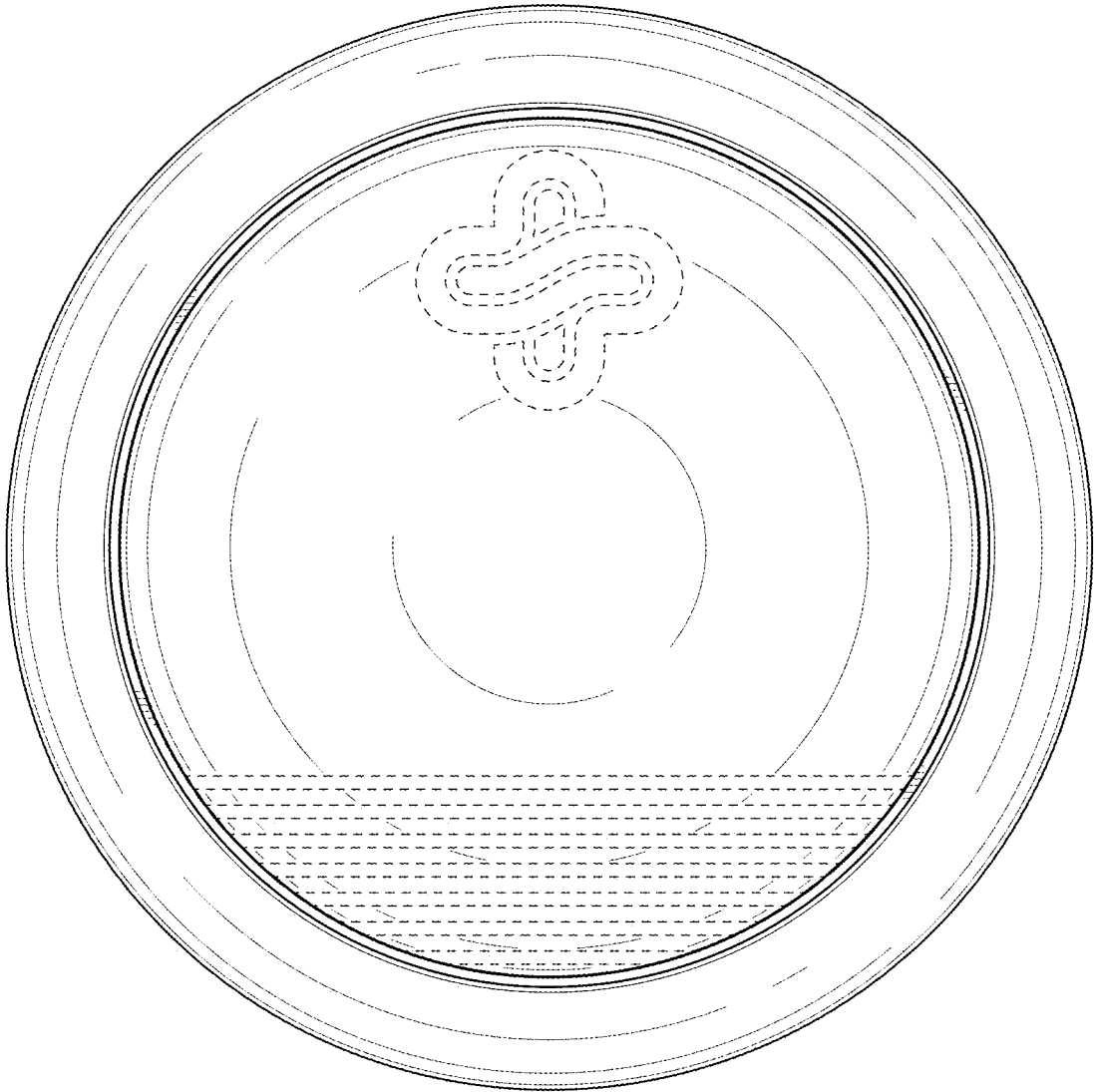


FIG. 9

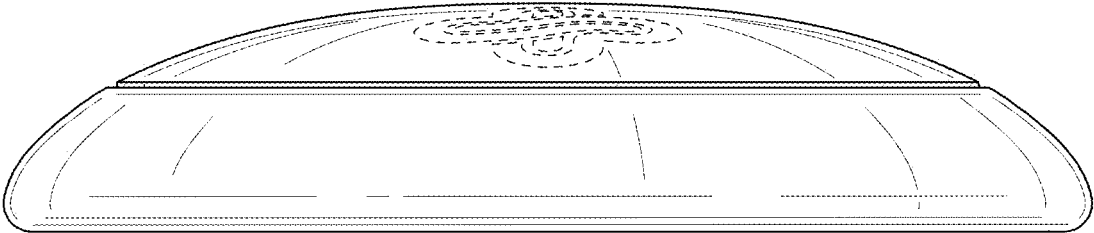


FIG. 10

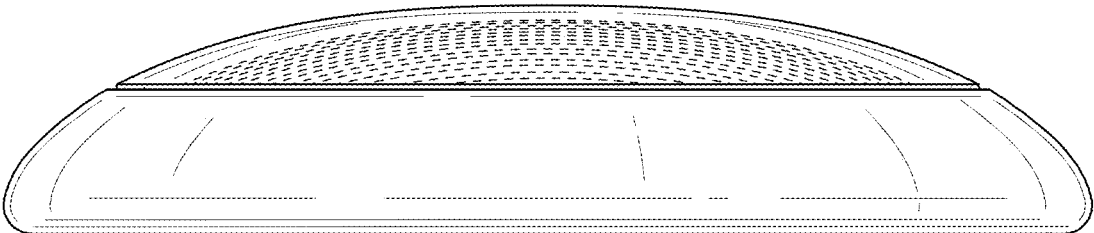


FIG. 11

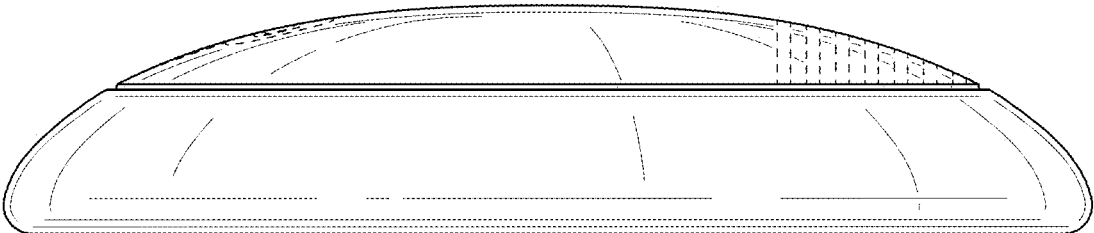


FIG. 12

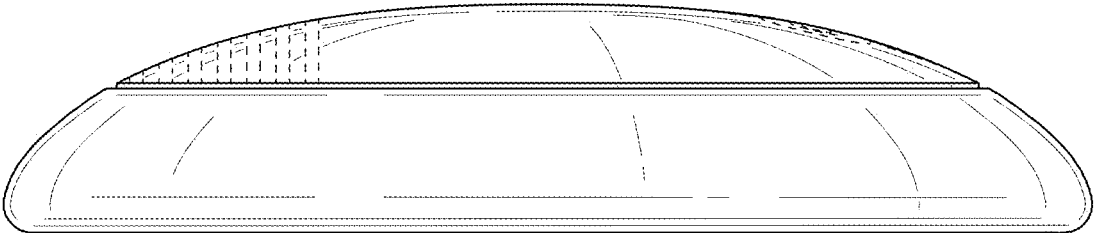


FIG. 13




FIG. 14

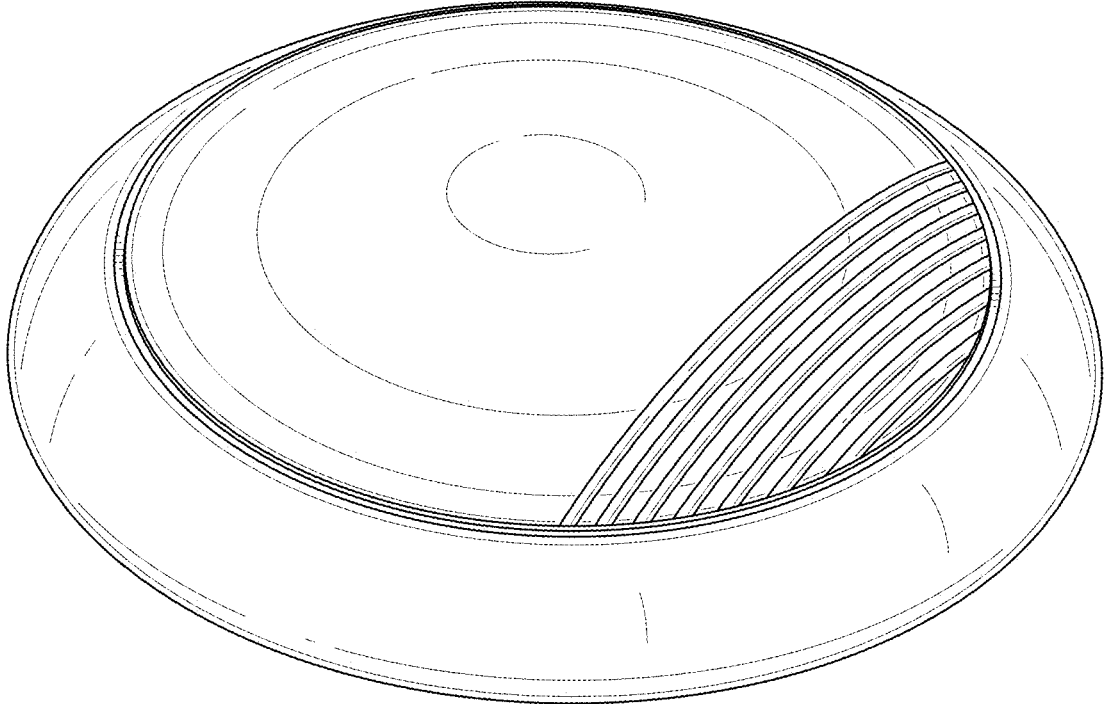


FIG. 15

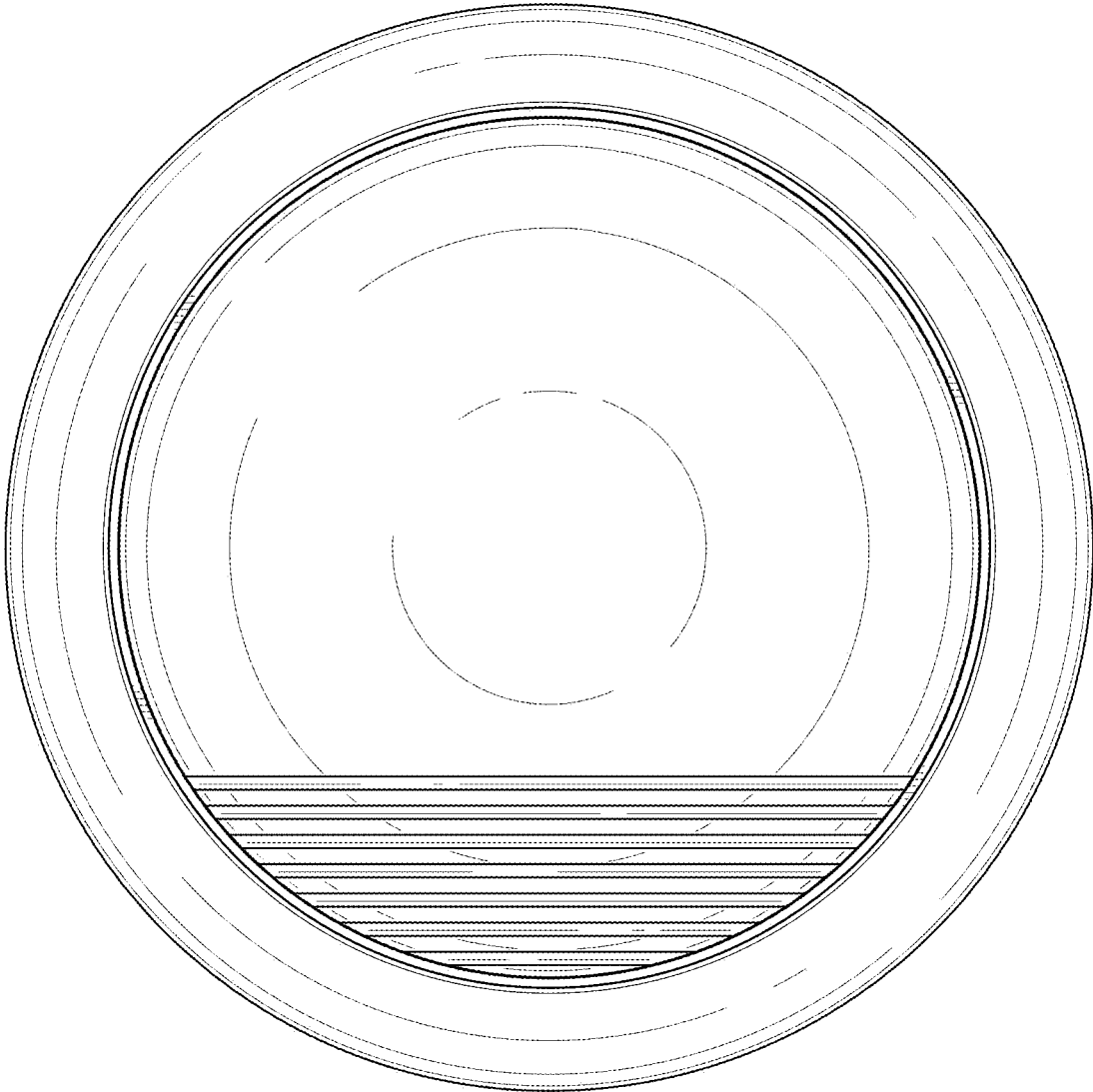


FIG. 16

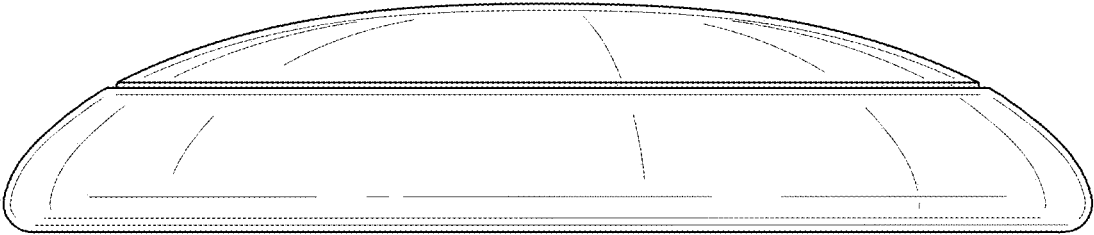


FIG. 17

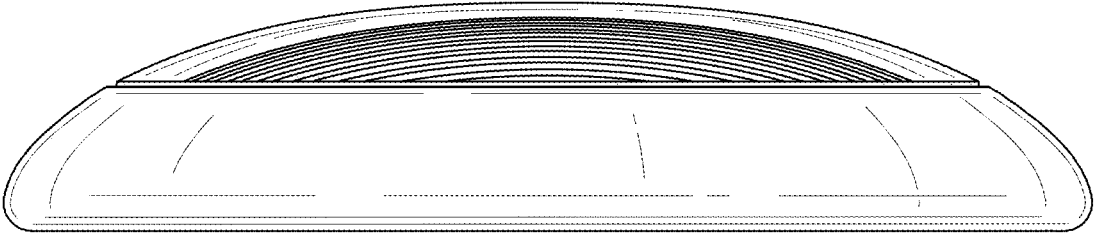


FIG. 18

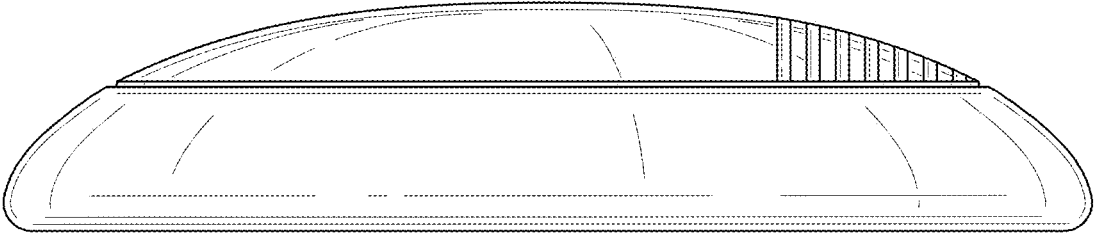


FIG. 19

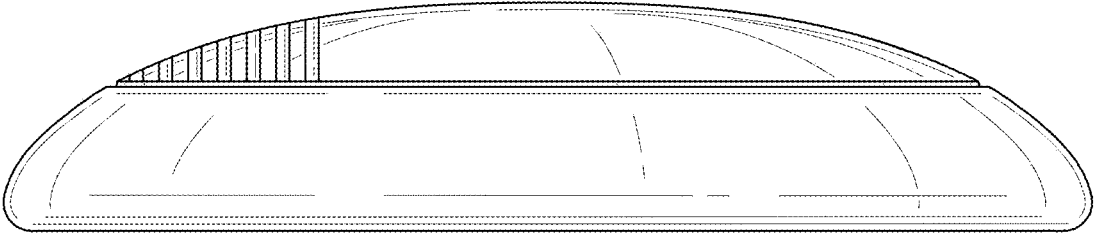


FIG. 20




FIG. 21

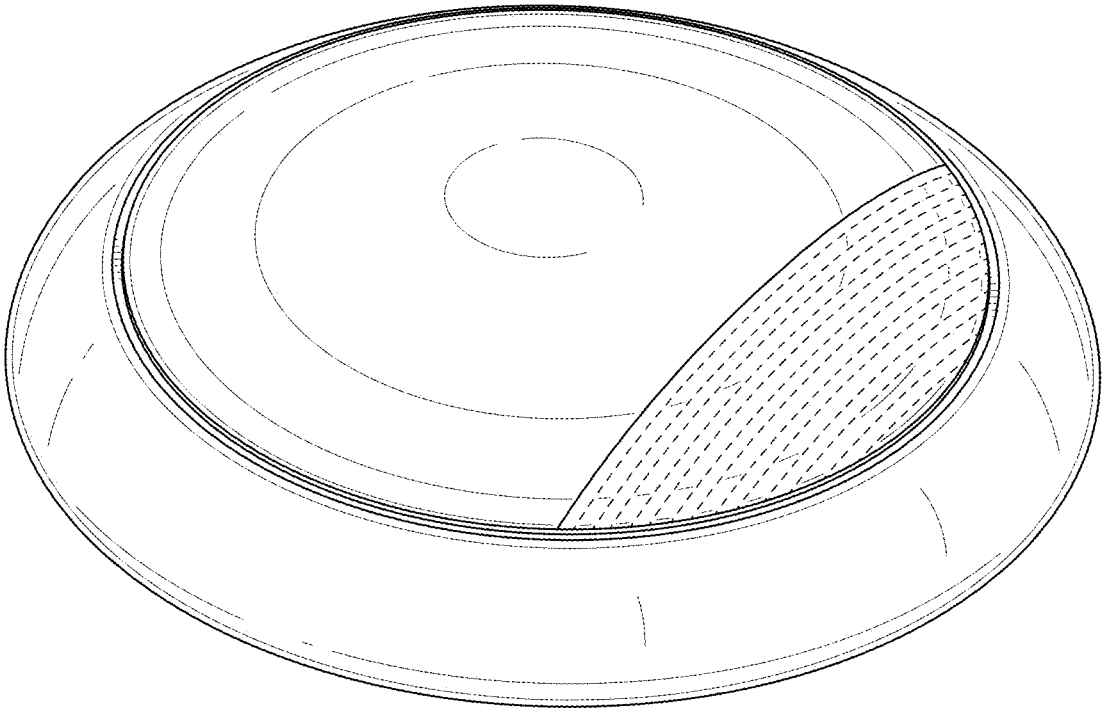


FIG. 22

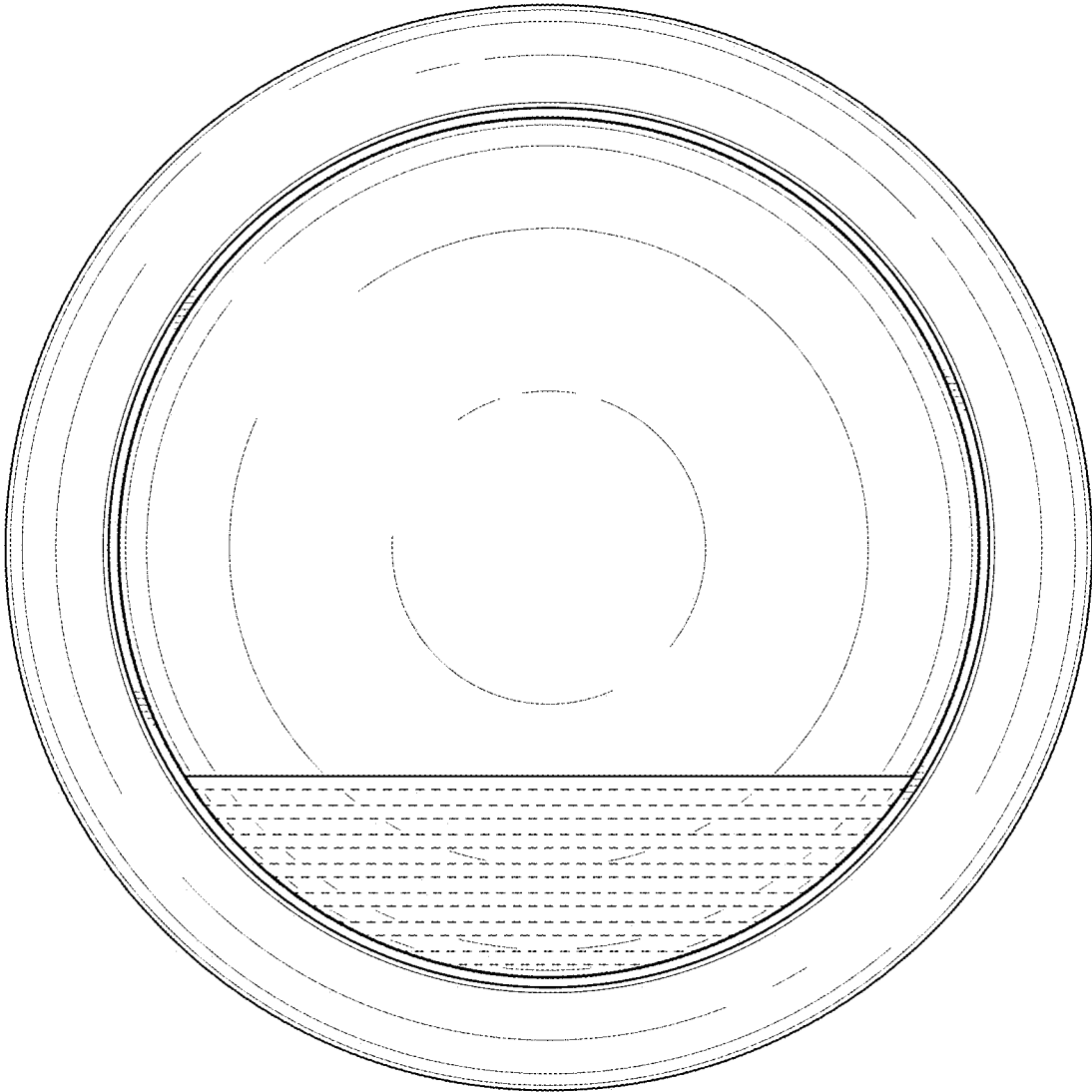


FIG. 23

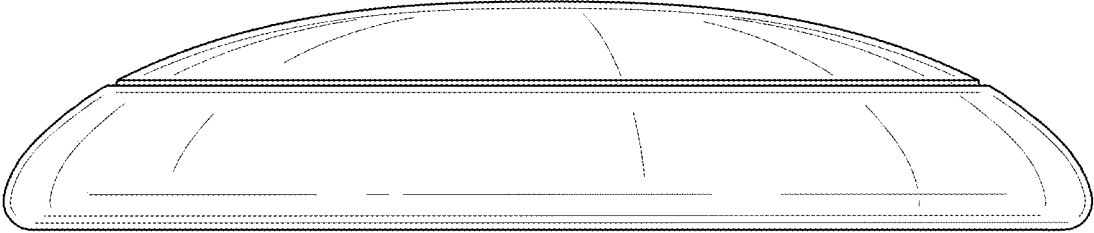


FIG. 24

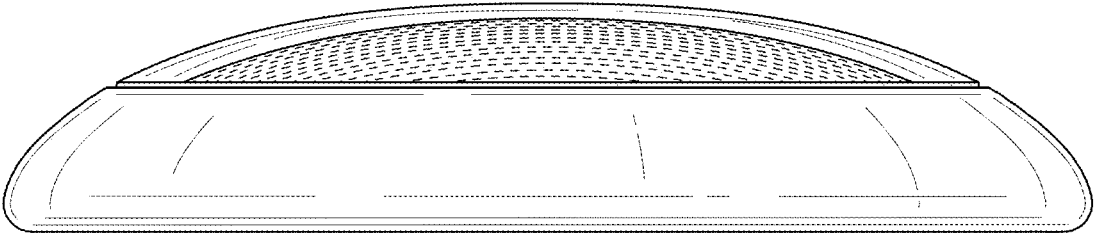


FIG. 25

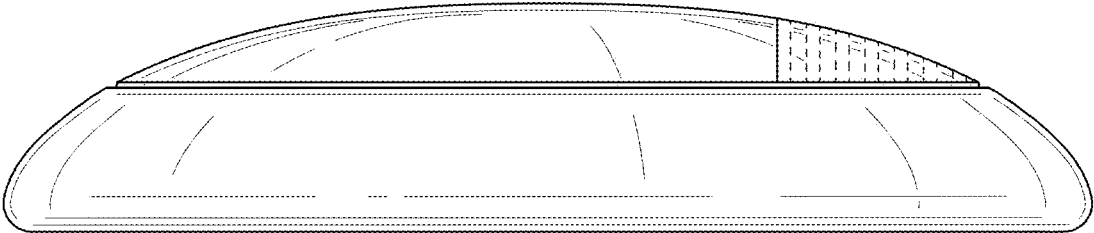


FIG. 26

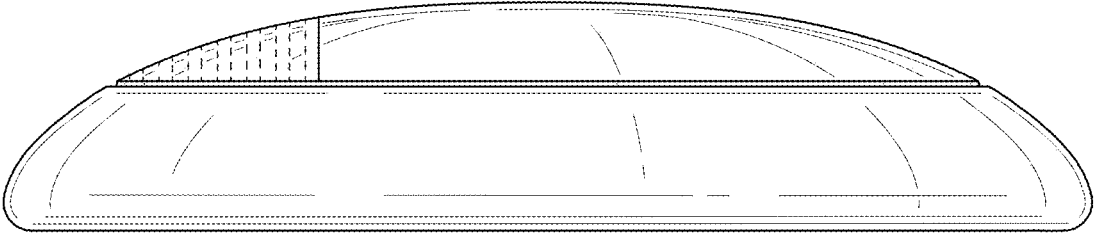


FIG. 27




FIG. 28

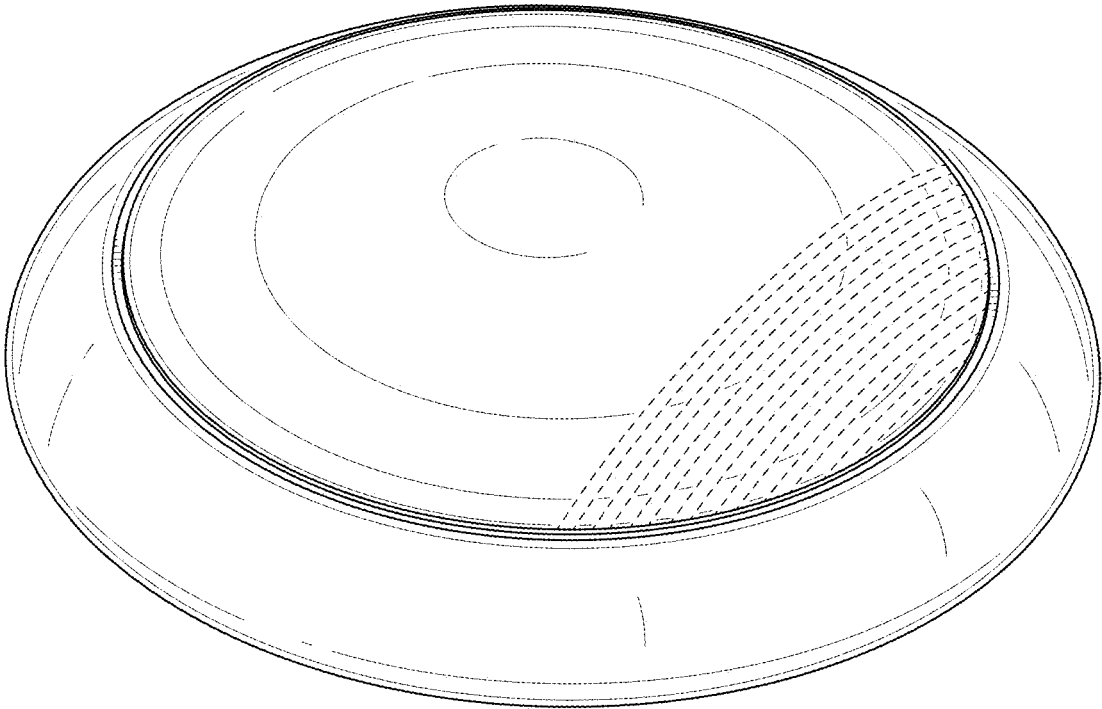


FIG. 29

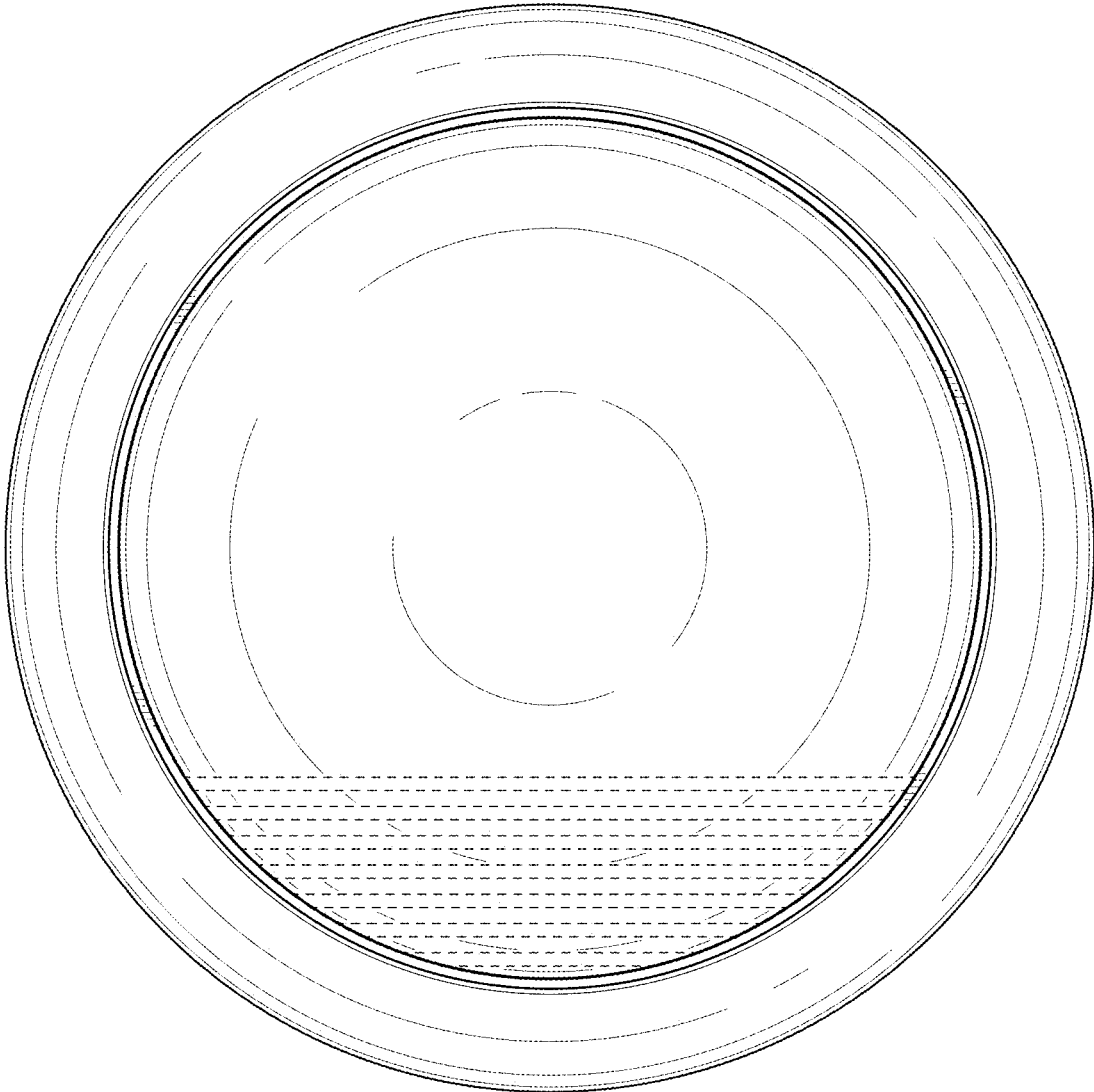


FIG. 30

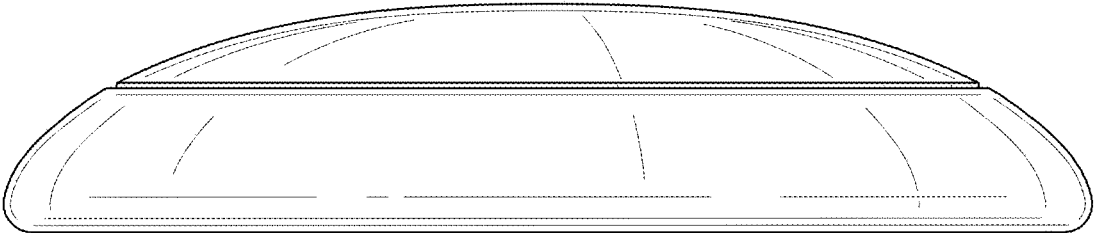


FIG. 31

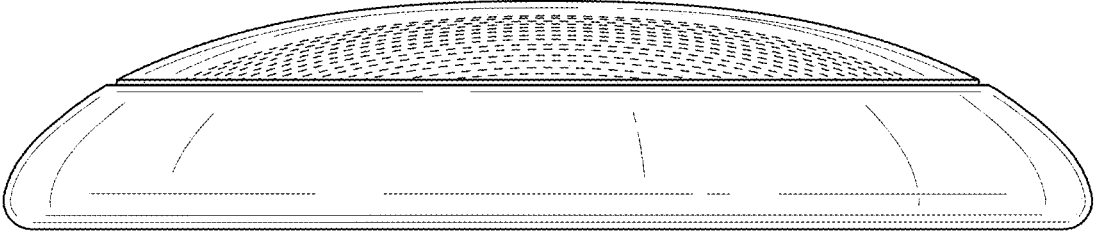


FIG. 32

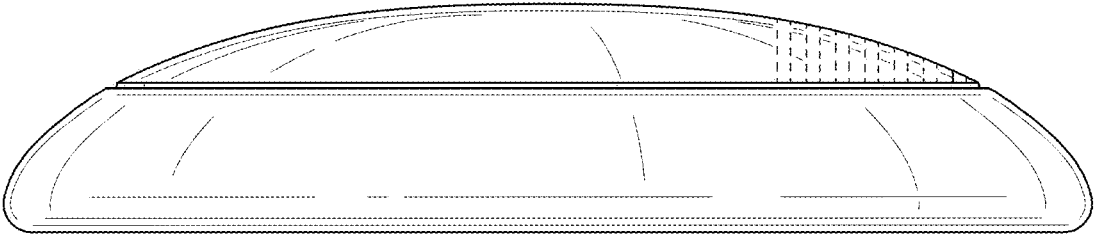


FIG. 33

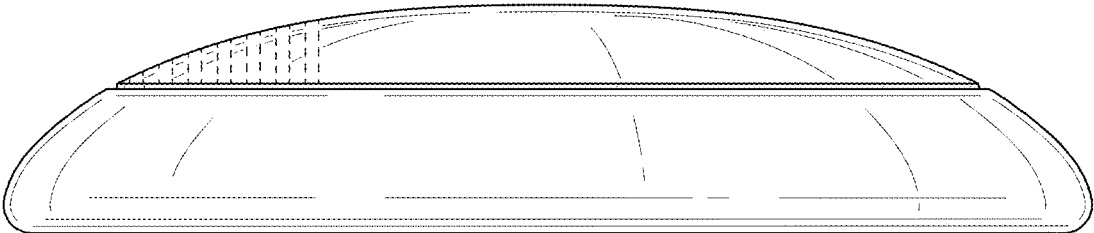


FIG. 34




FIG. 35

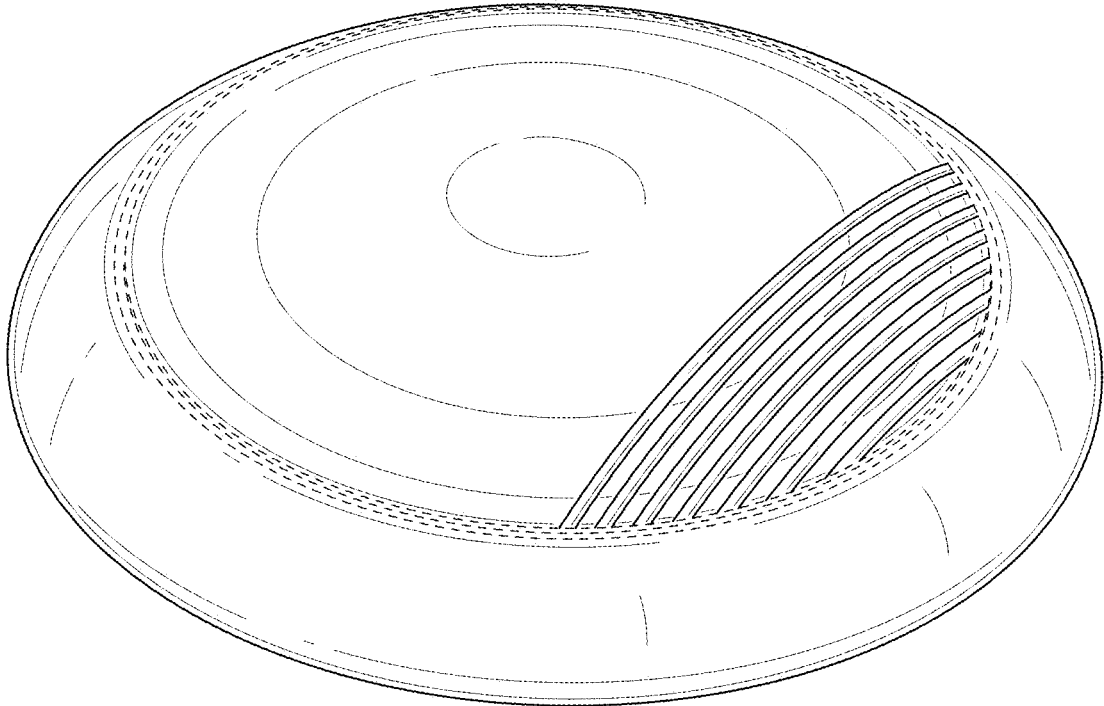


FIG. 36



FIG. 37

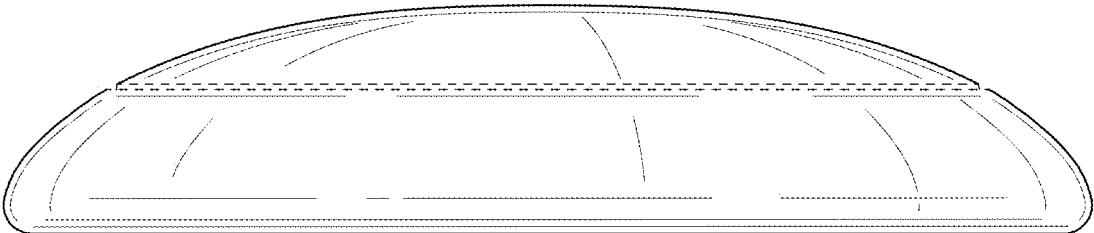


FIG. 38

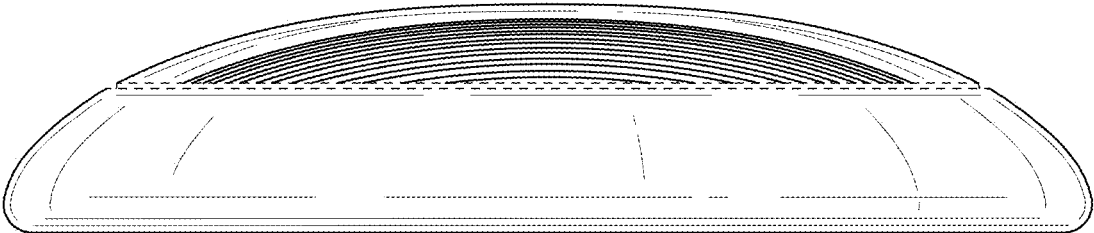


FIG. 39

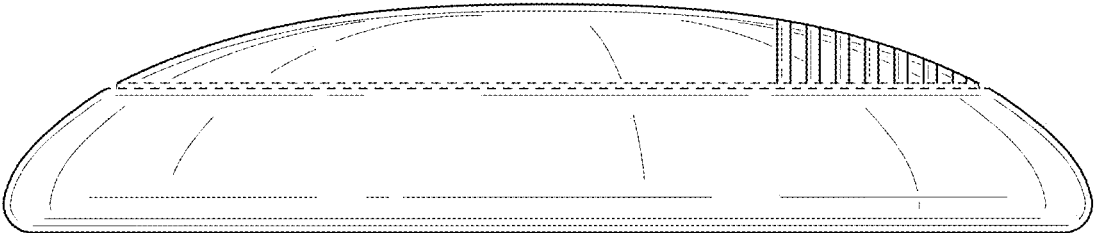


FIG. 40

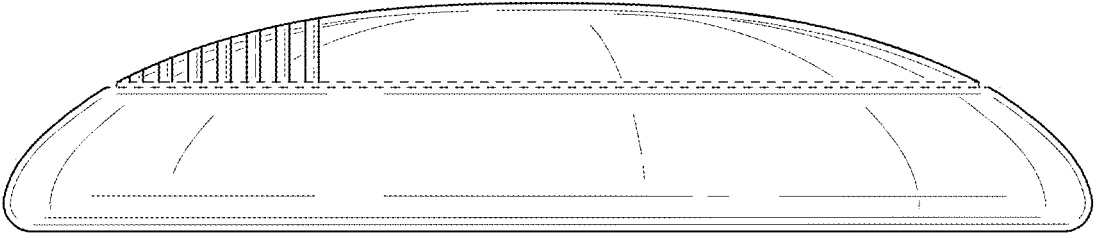


FIG. 41




FIG. 42

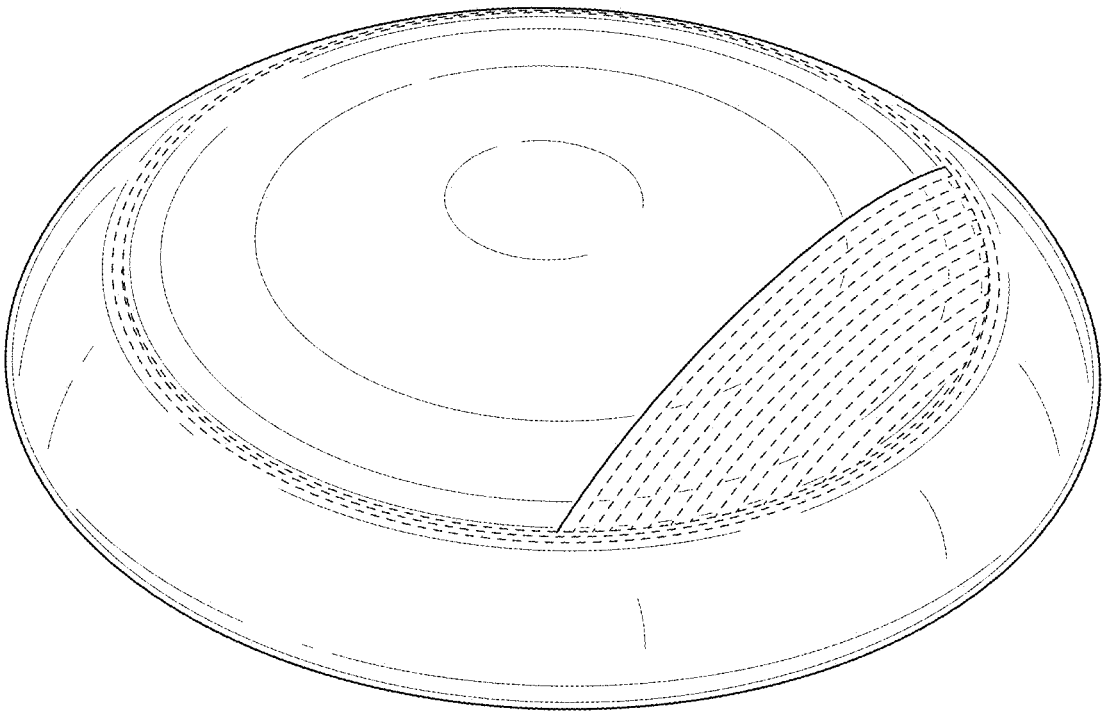


FIG. 43

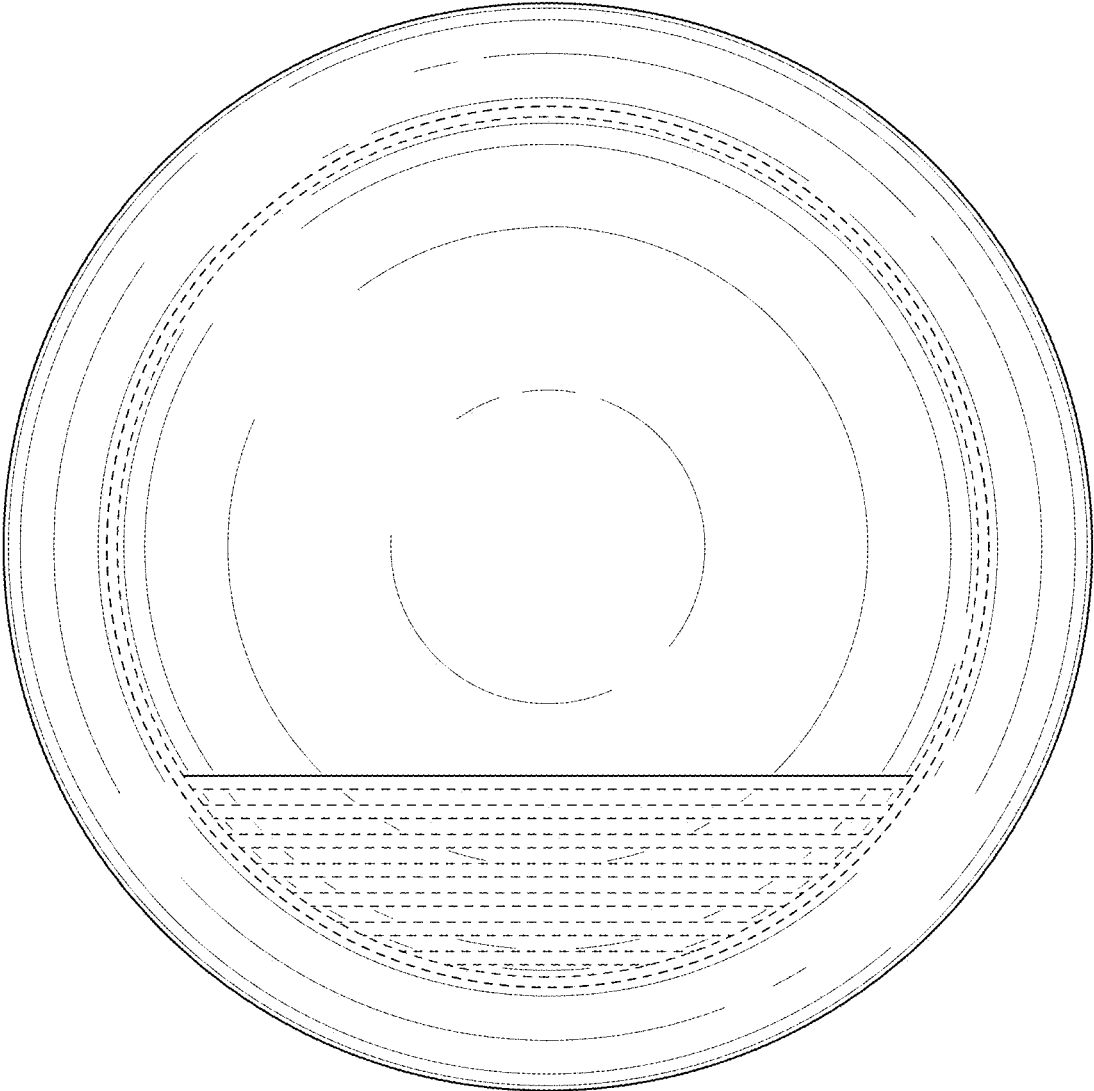


FIG. 44

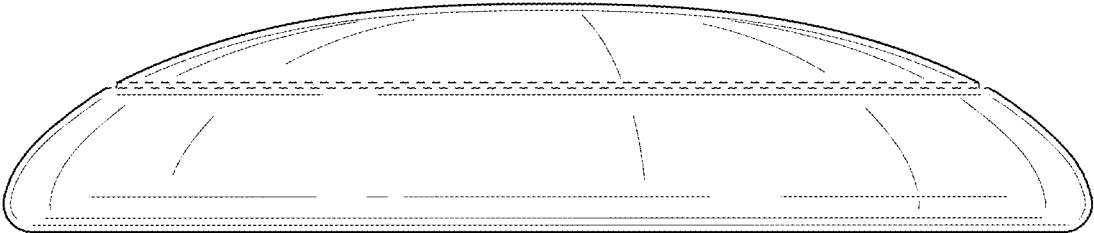


FIG. 45

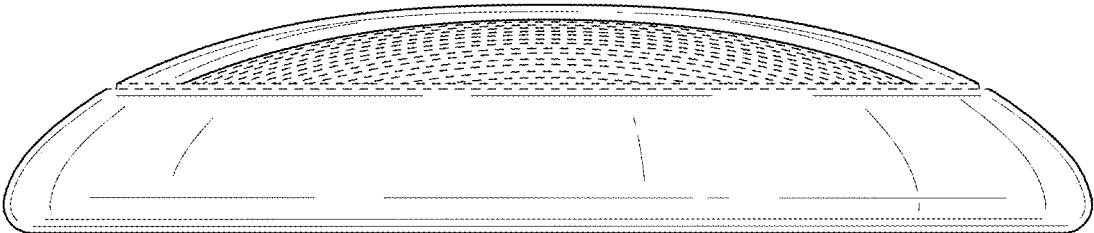


FIG. 46

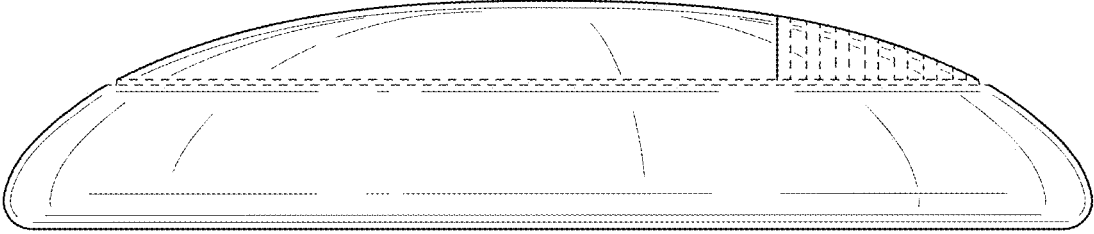


FIG. 47

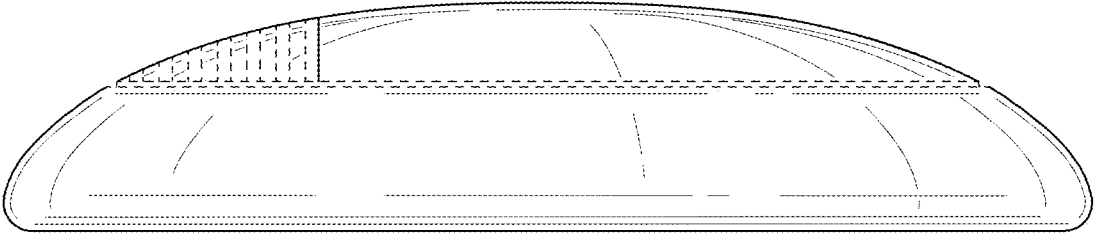


FIG. 48




FIG. 49

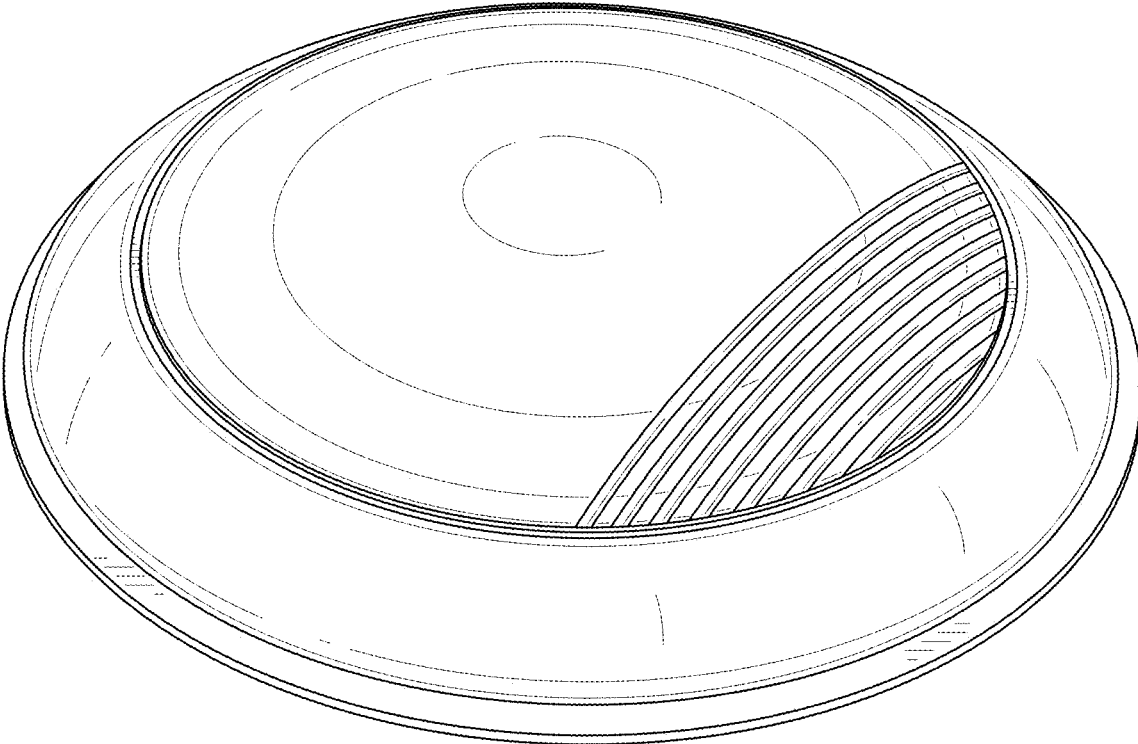


FIG. 50

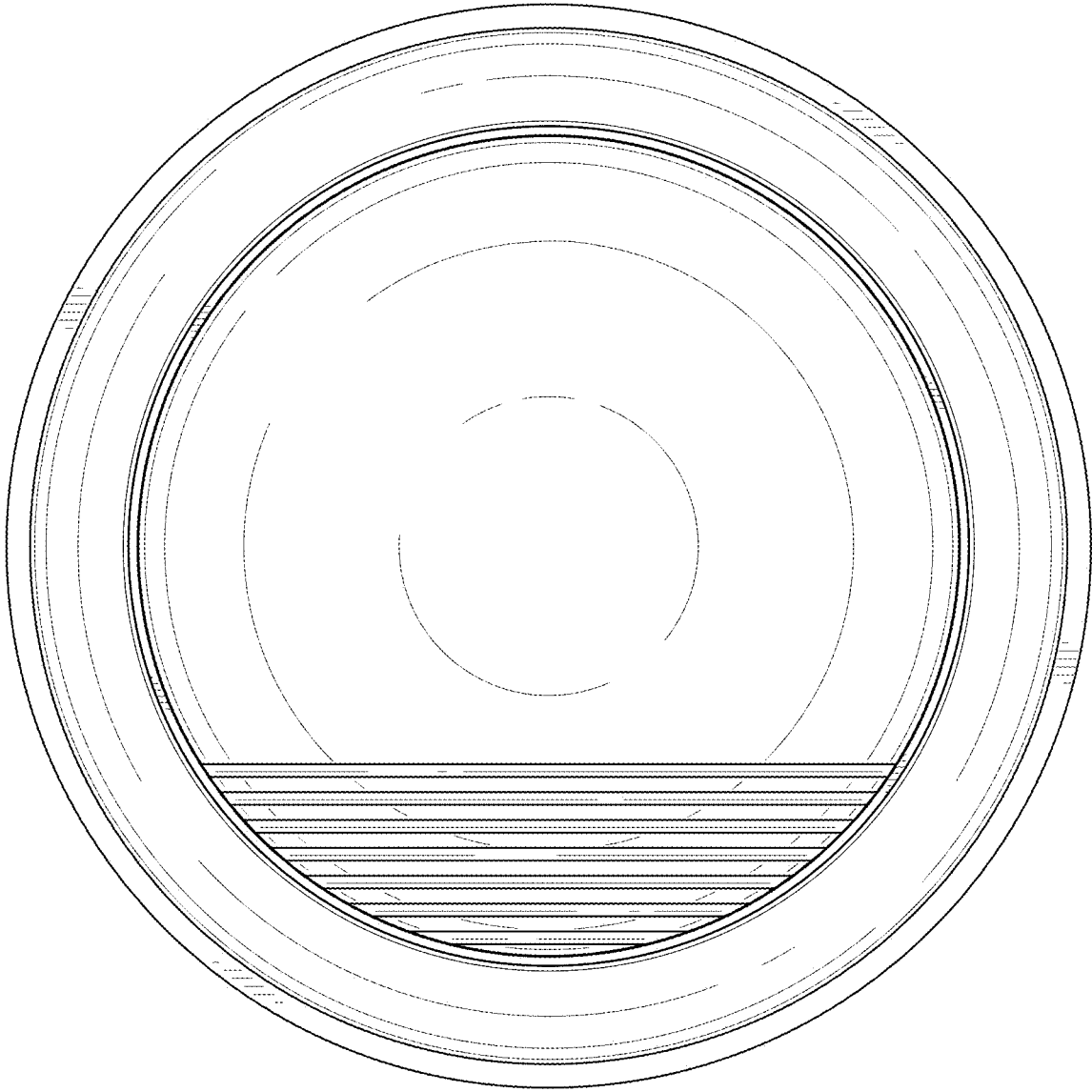


FIG. 51

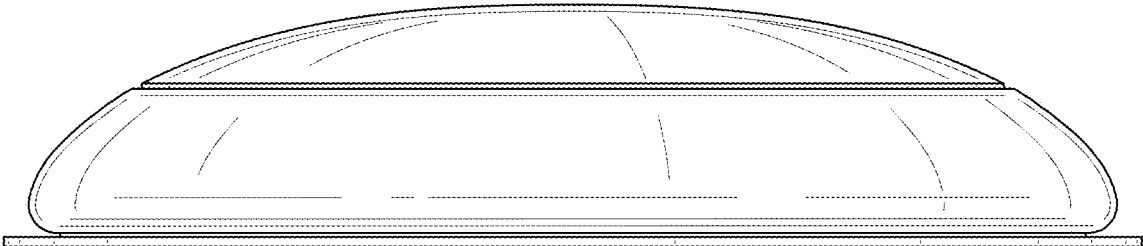


FIG. 52

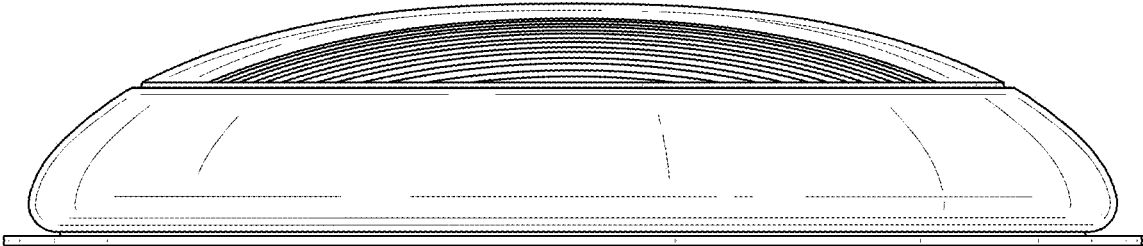


FIG. 53

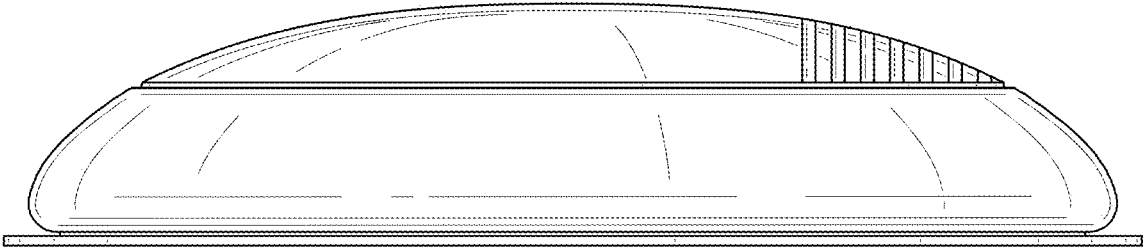


FIG. 54

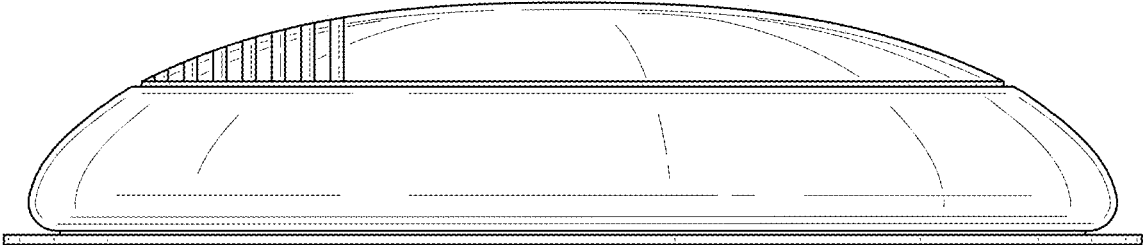


FIG. 55




FIG. 56

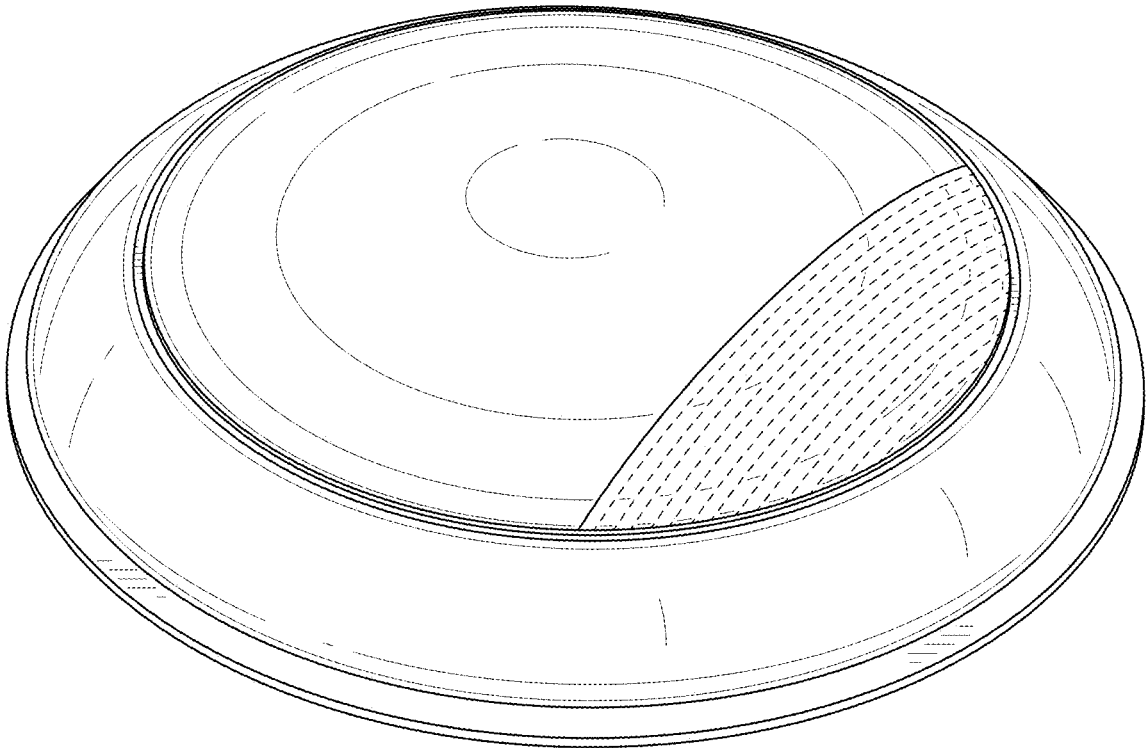


FIG. 57

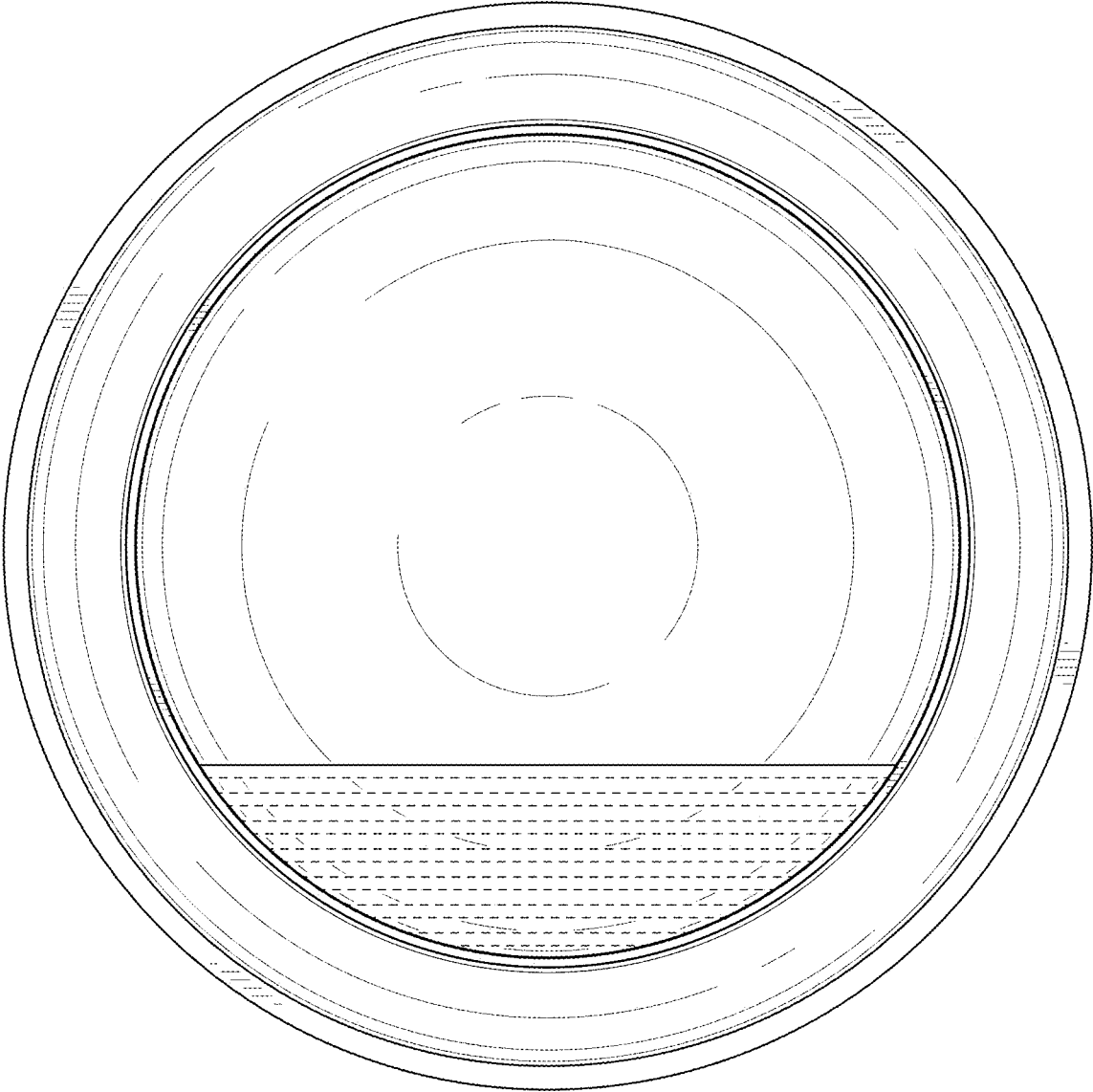


FIG. 58

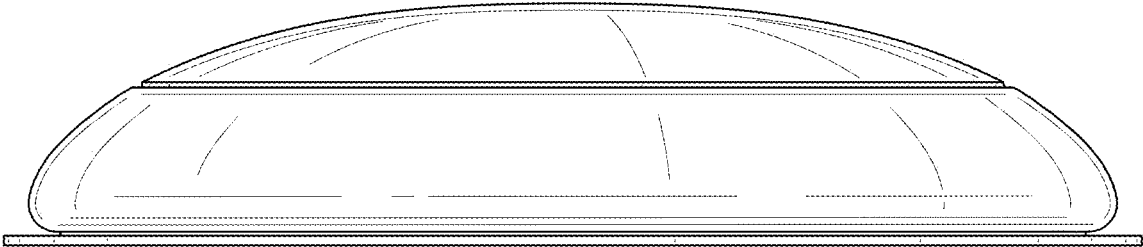


FIG. 59

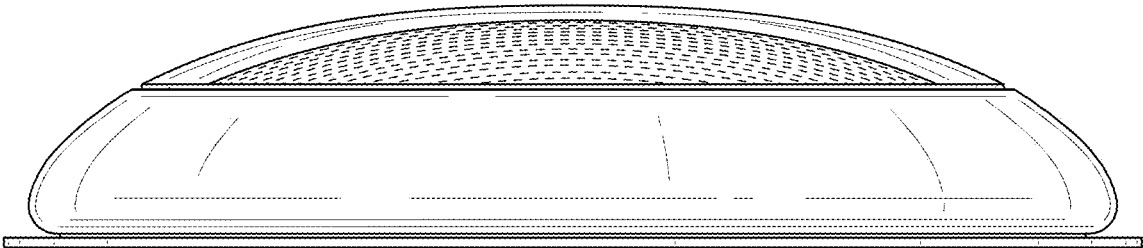


FIG. 60

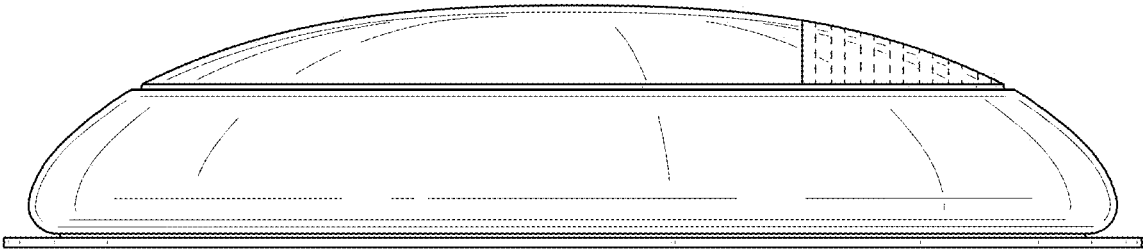


FIG. 61

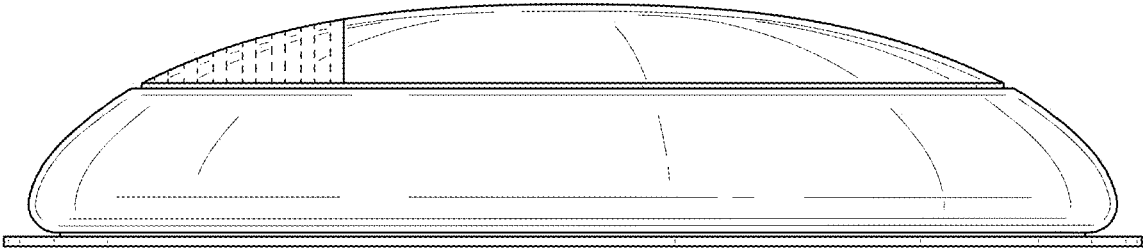


FIG. 62




FIG. 63

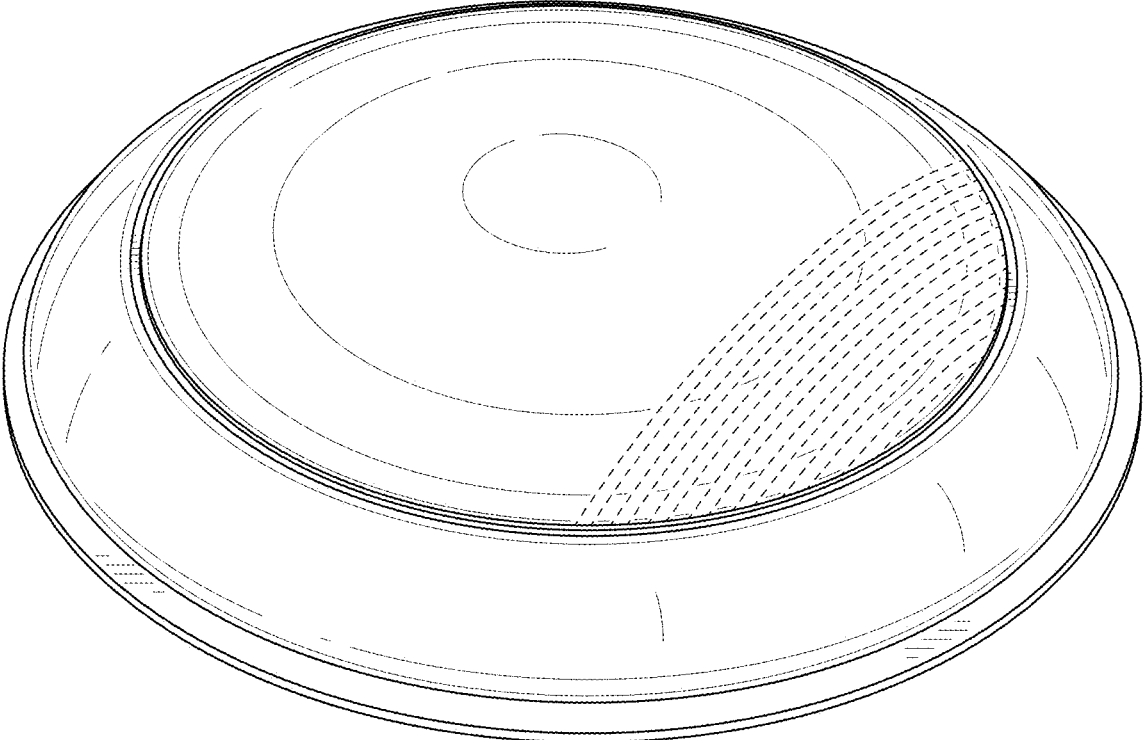


FIG. 64

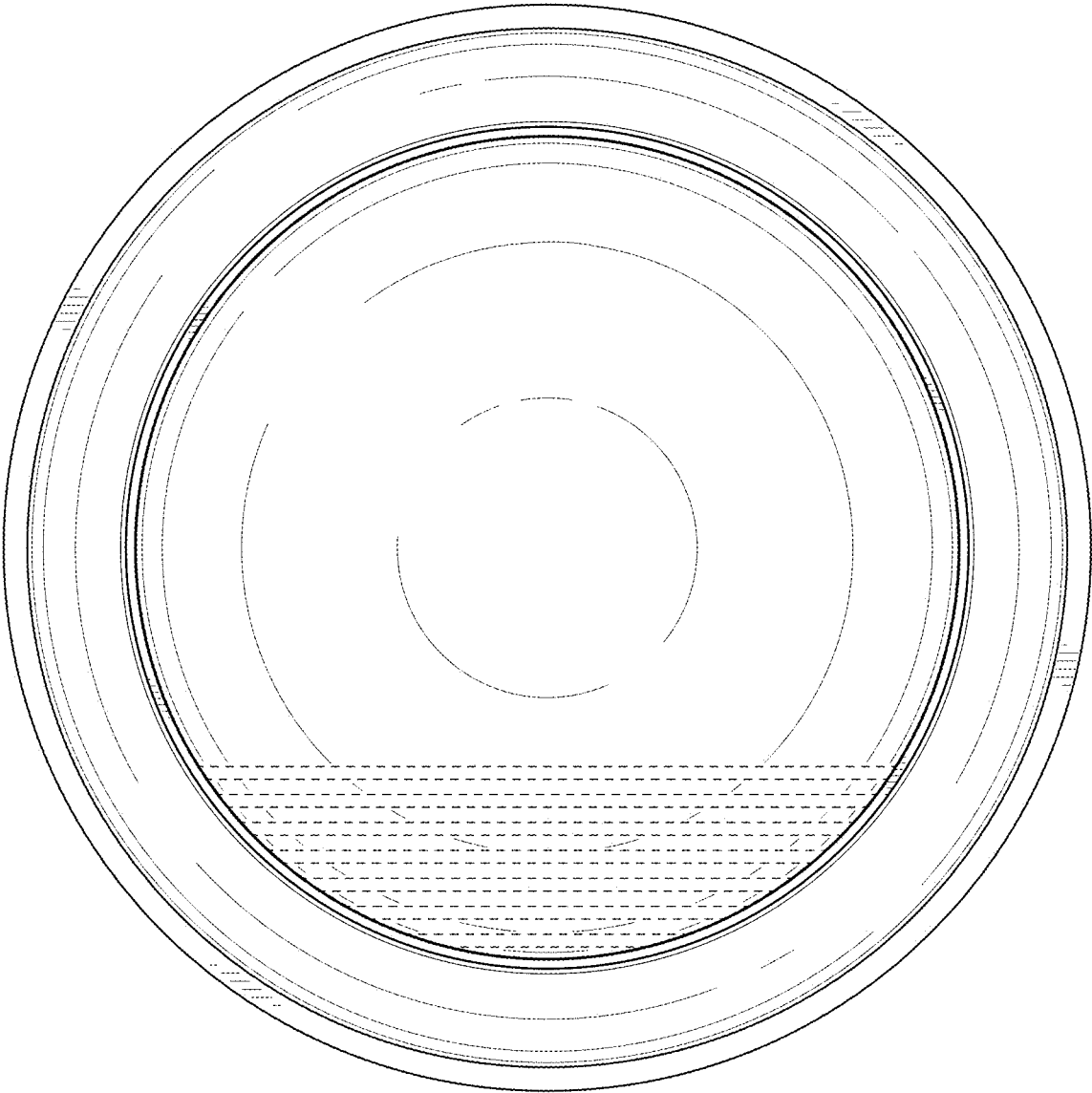


FIG. 65

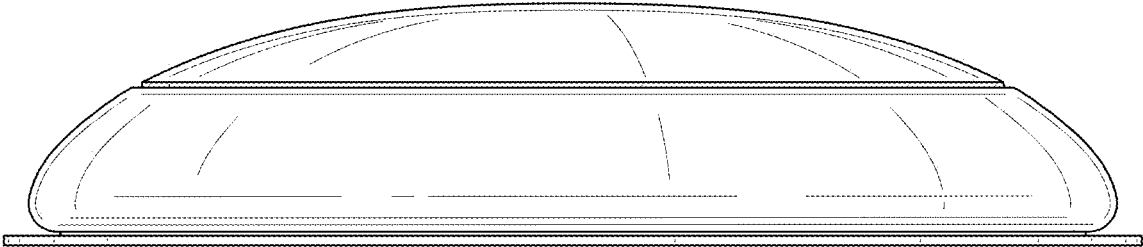


FIG. 66

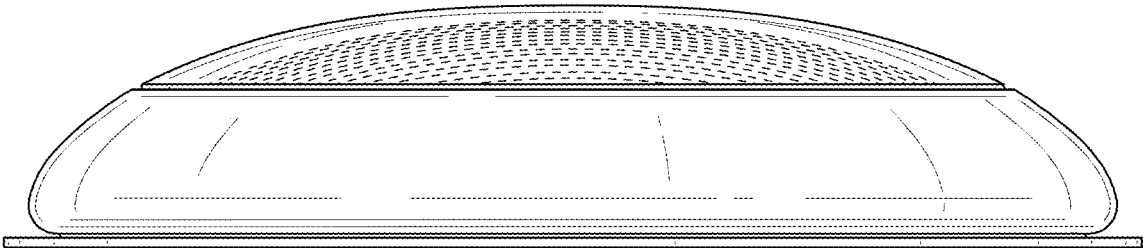


FIG. 67

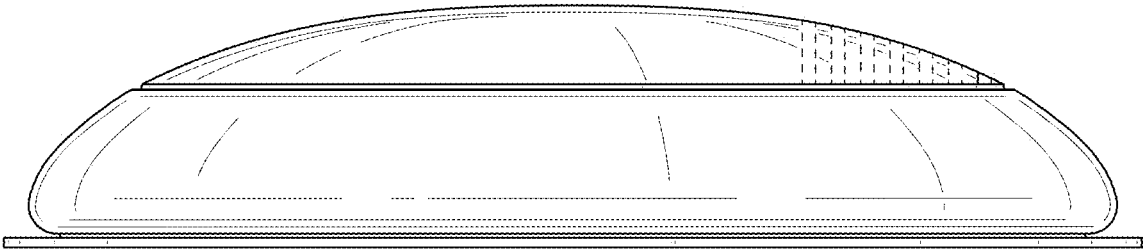


FIG. 68

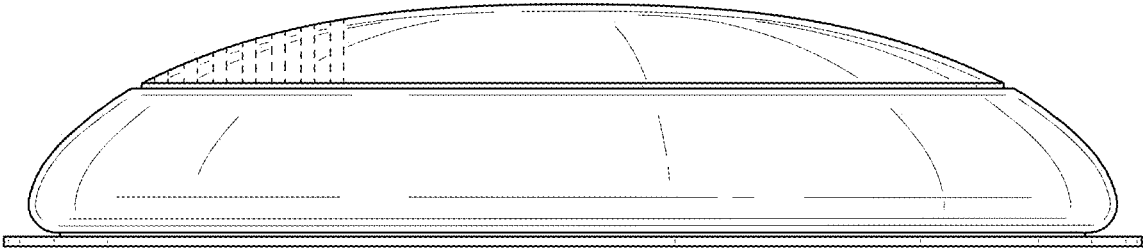


FIG. 69




FIG. 70

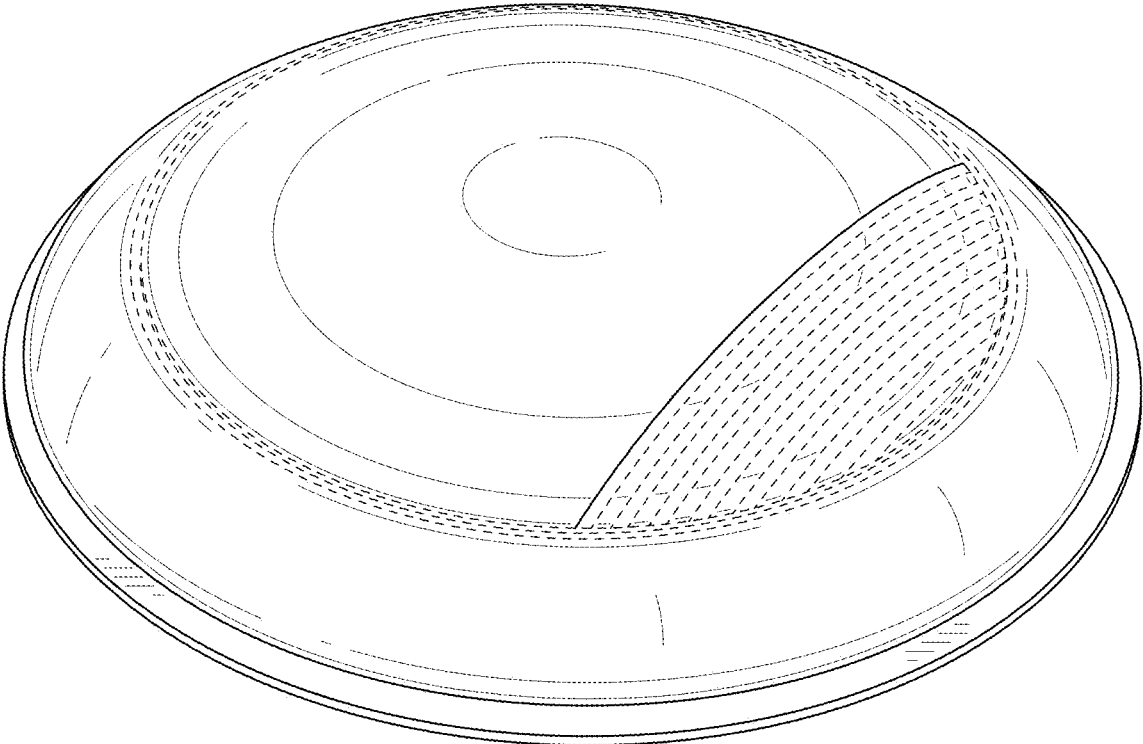


FIG. 71

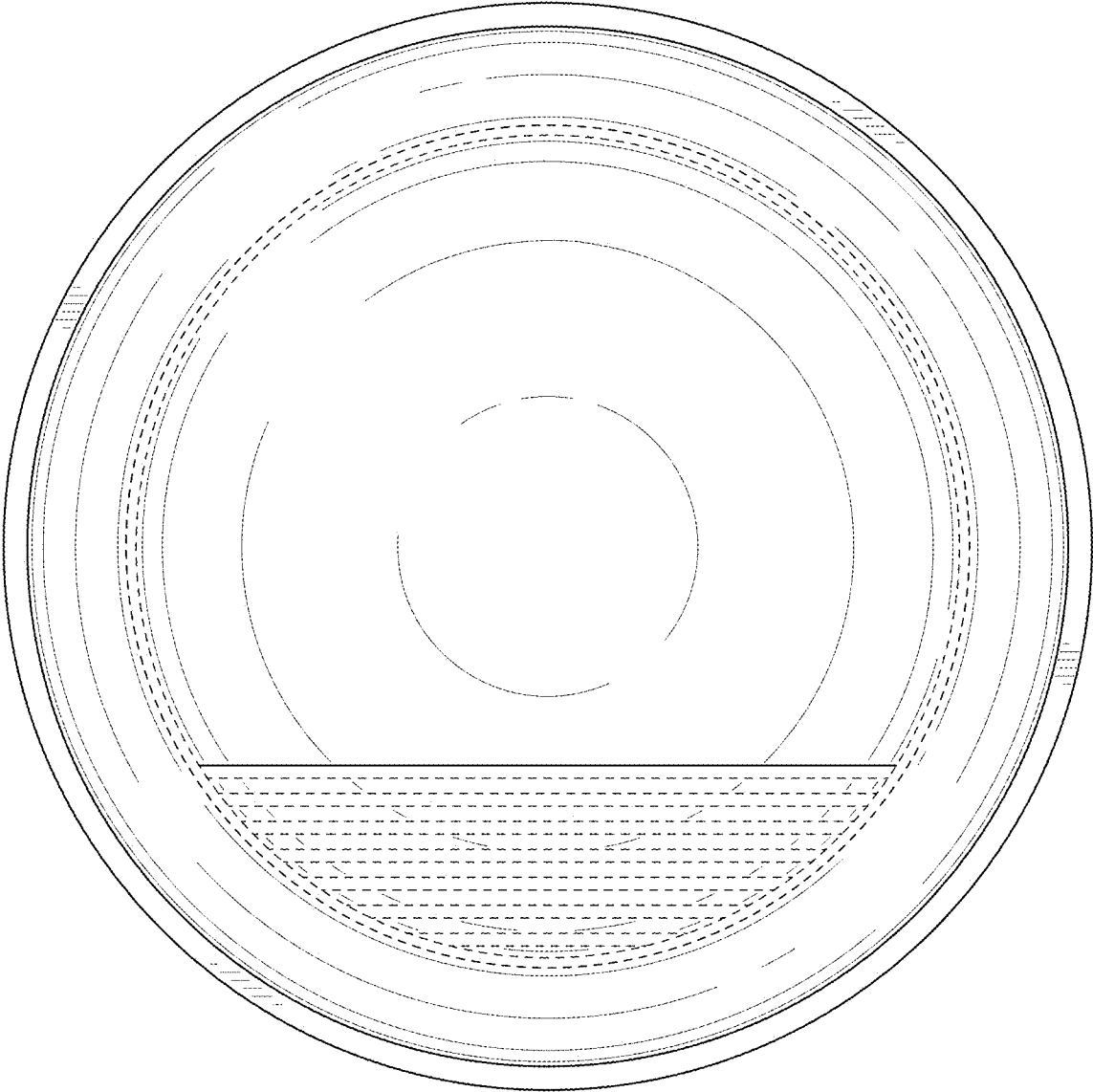


FIG. 72

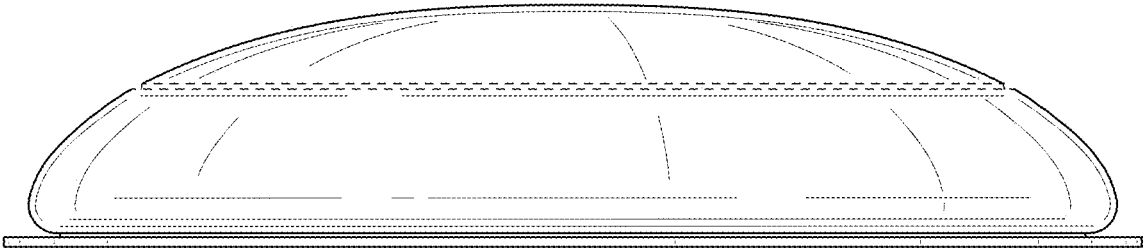


FIG. 73

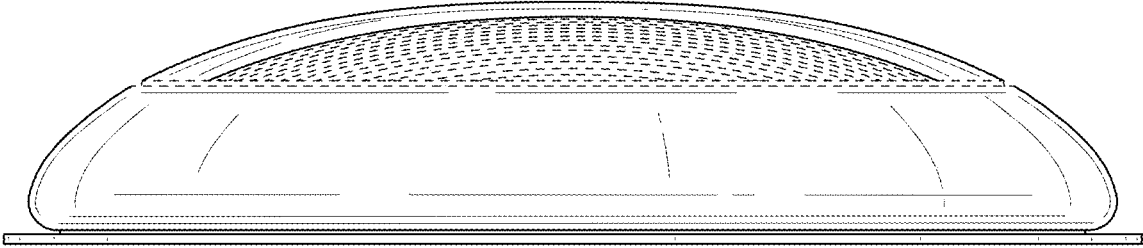


FIG. 74

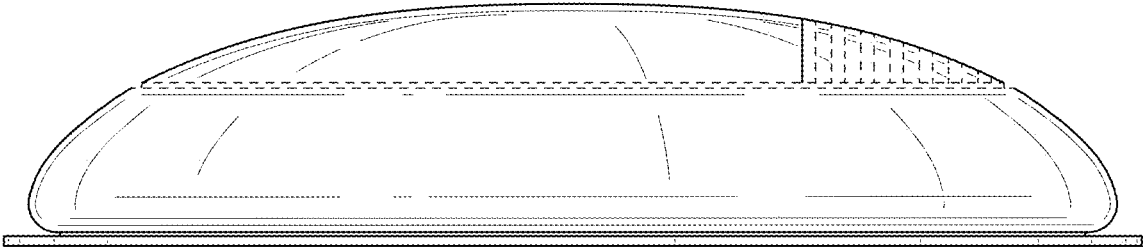


FIG. 75

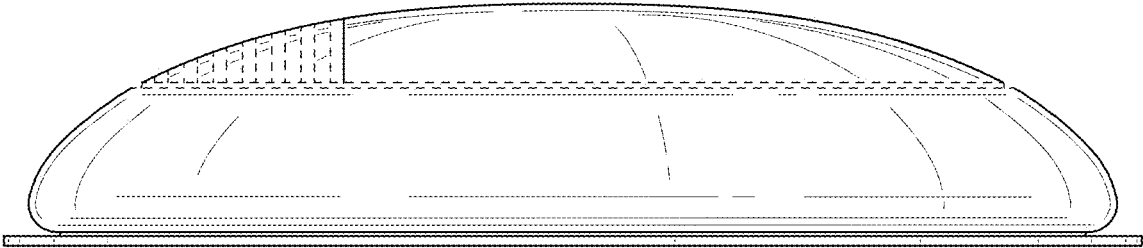


FIG. 76




FIG. 77