



US00D408101S

United States Patent [19]

[11] Patent Number: **Des. 408,101**

Shurtleff

[45] Date of Patent: ****Apr. 13, 1999**

[54] RAZOR HANDLE GRIP

[75] Inventor: **Jill Marie Shurtleff**, South Boston, Mass.

[73] Assignee: **The Gillette Company**, Boston, Mass.

[**] Term: **14 Years**

[21] Appl. No.: **29/087,066**

[22] Filed: **Apr. 24, 1998**

[51] LOC (6) Cl. **28-03**

[52] U.S. Cl. **D28/48; D8/DIG. 7; D7/395**

[58] Field of Search **D28/44-48; D8/107, D8/303, DIG. 4-DIG. 10; D4/104, 138; D7/393, 395, 401.2, 642-664; 30/32, 47-51, 526-541; 16/110 R, 110 A, 110.5, 111 R, 114 R, 114 A, 114 B, DIG. 12, DIG. 19**

[56] References Cited

U.S. PATENT DOCUMENTS

D. 19,840	5/1890	Rogers	D7/653
D. 230,221	1/1974	Glaberson et al.	D28/48
D. 230,222	1/1974	Glaberson et al.	D28/48
D. 248,577	7/1978	Byrne	D28/48
D. 254,692	4/1980	Del Re	D28/46
D. 260,944	9/1981	Gray	D28/46
D. 277,987	3/1985	Jacobson et al.	D28/48
D. 279,613	7/1985	Hannemann	D28/48
D. 293,036	12/1987	Iten et al.	D28/48
D. 319,893	9/1991	Pittaway	D28/48
D. 346,880	5/1994	Meisner et al.	D28/48
D. 352,568	11/1994	Meisner et al.	D28/48
D. 354,586	1/1995	Grange	D28/46
D. 355,049	1/1995	Yasui	D28/48
D. 362,963	10/1995	Brady et al.	D4/104
D. 363,373	10/1995	Heinzelman et al.	D4/104
D. 375,206	11/1996	Halm	D4/104
D. 381,887	8/1997	Chen	D8/303

D. 385,659	10/1997	Shurtleff	D28/48
D. 386,821	11/1997	Shurtleff et al.	D28/48
D. 392,418	3/1998	Gray	D28/48
D. 396,754	8/1998	Chang	D4/138
1,373,874	4/1921	Engstrom	30/51
3,762,045	10/1973	Fitzpatrick, Jr.	30/40.1
5,031,319	7/1991	Althaus et al.	30/526
5,497,551	3/1996	Apprille, Jr.	30/526

FOREIGN PATENT DOCUMENTS

353919 A1	2/1990	European Pat. Off.	B26B 21/52
615 820 A1	9/1994	European Pat. Off.	B26B 21/52
1481061 A1	5/1989	U.S.S.R.	B26B 21/14
2139 541	11/1984	United Kingdom	B26B 21/06
DM027 322	9/1993	WIPO	28/3
WO 97/09155	3/1997	WIPO	B26B 21/52
WO 97/37819	10/1997	WIPO	B26B 21/22

Primary Examiner—Ted Shooman

Assistant Examiner—C. Tuttle

Attorney, Agent, or Firm—Donal B. Tobin; Edward S. Podszus; Aubrey C. Brine

[57] CLAIM

The ornamental design for a razor handle grip, as shown and described.

DESCRIPTION

FIG. 1 is a top perspective view of a razor handle grip showing my new design;

FIG. 2 is a bottom perspective view thereof;

FIG. 3 is a top plan view thereof;

FIG. 4 is a bottom plan view thereof;

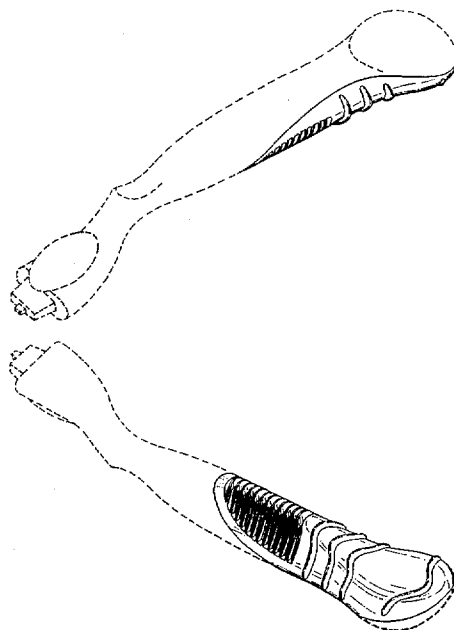
FIG. 5 is a right side elevational view, the left side elevational view being a mirror image thereof;

FIG. 6 is a front elevational view thereof; and,

FIG. 7 is a rear elevational view thereof.

The handle portions shown in broken lines are for illustrative purposes only and form no part of the claimed design.

1 Claim, 4 Drawing Sheets



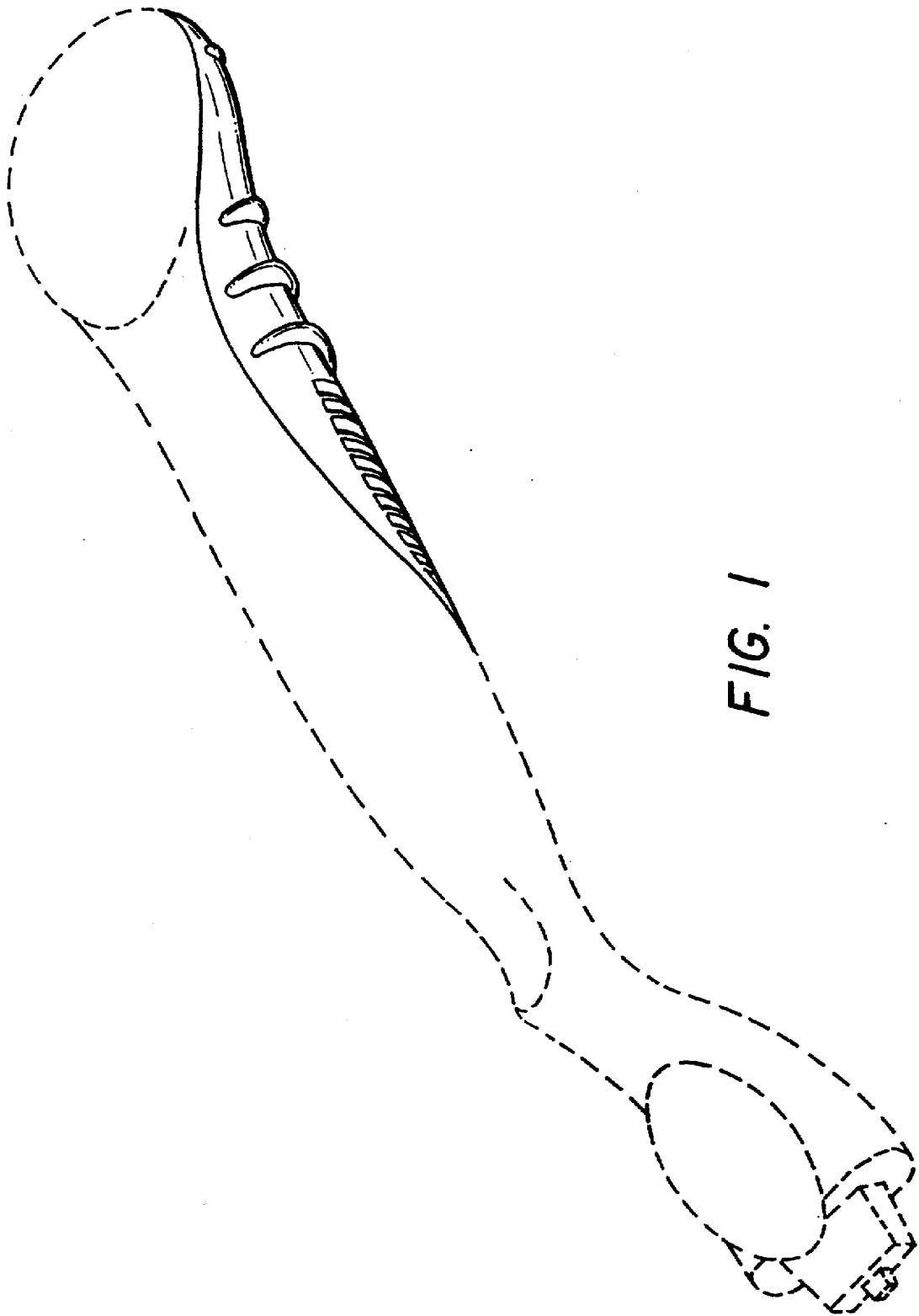


FIG. 1

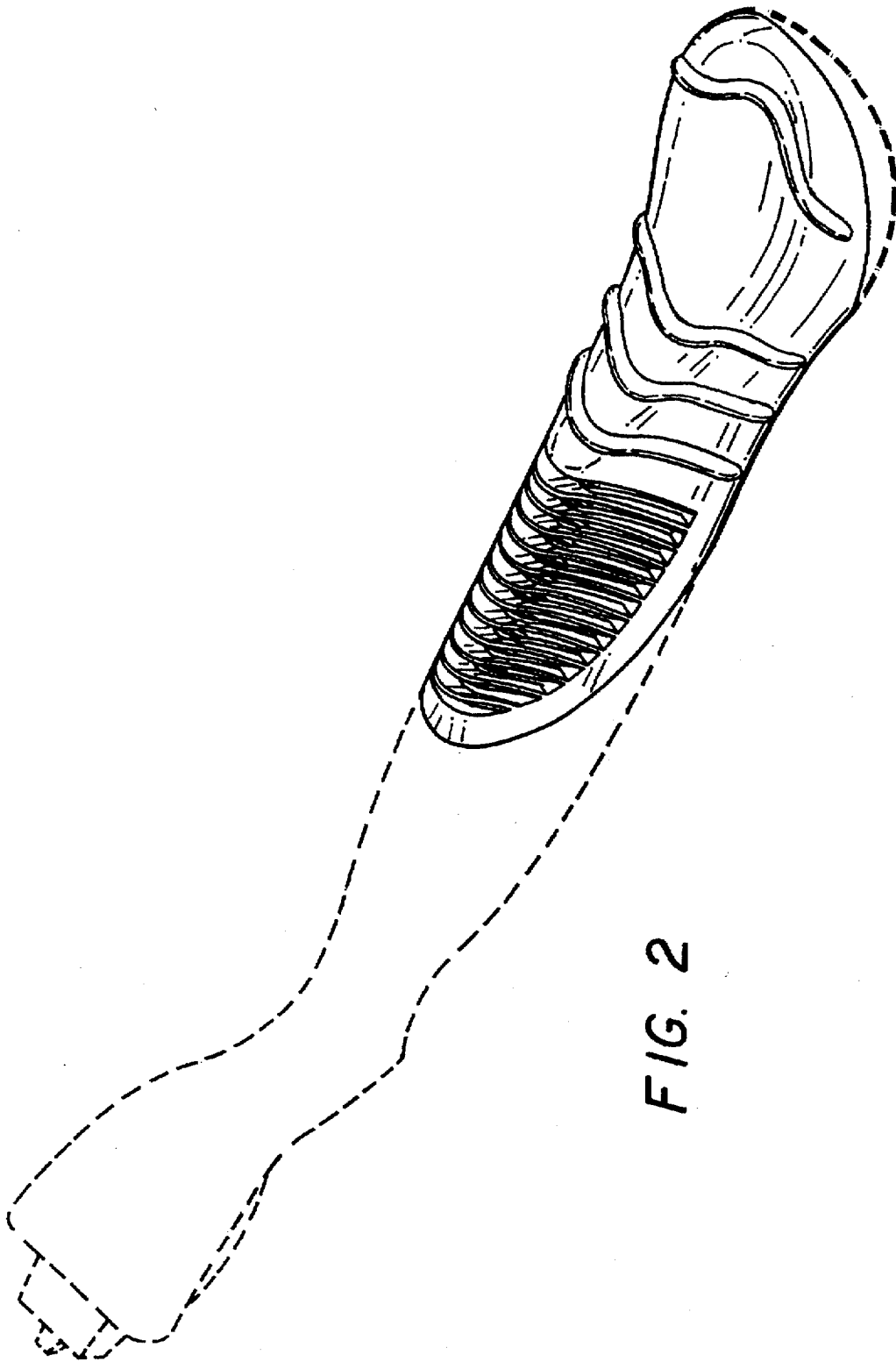


FIG. 2

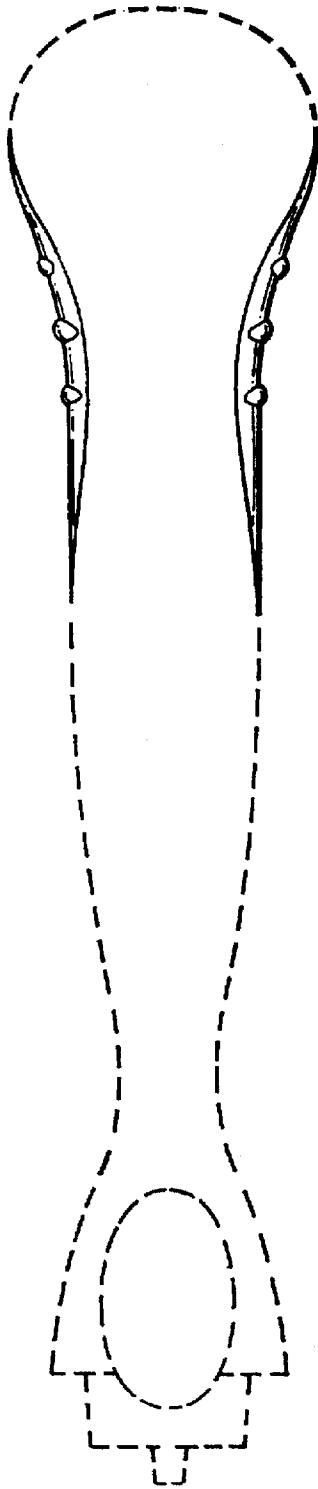


FIG. 3

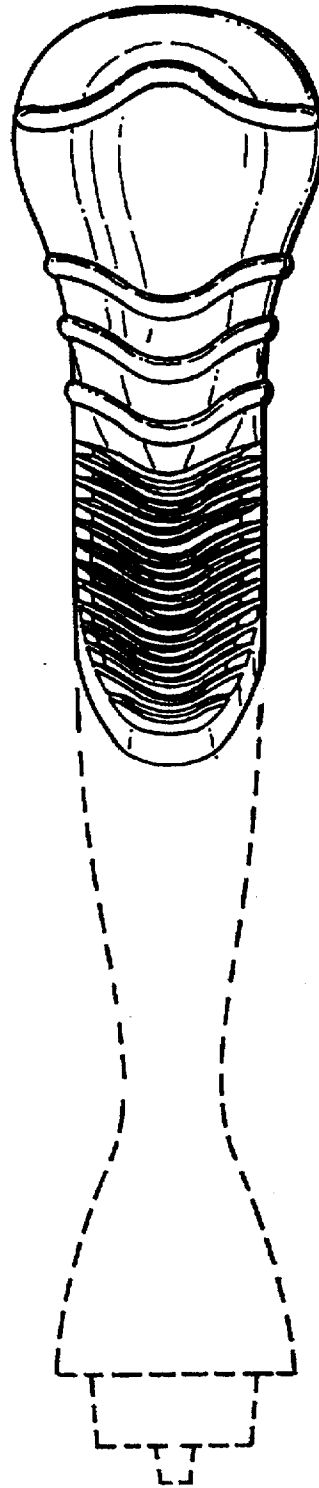


FIG. 4




FIG. 5

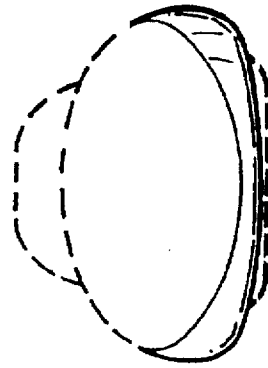


FIG. 7

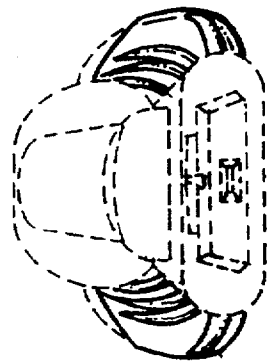


FIG. 6