



(12) **United States Design Patent**
Korey et al.

(10) **Patent No.:** **US D976,589 S**
(45) **Date of Patent:** **** Jan. 31, 2023**

- (54) **LUGGAGE**
- (71) Applicant: **JRSK, Inc.**, New York, NY (US)
- (72) Inventors: **Stephanie Korey**, New York, NY (US);
Jennifer Rubio, New York, NY (US);
Bret Recor, New York, NY (US);
Charles Weber, New York, NY (US);
Seth Murray, New York, NY (US);
Ahyoung Park, New York, NY (US)

D428,797 S *	8/2000	Lin	D8/321
D447,929 S *	9/2001	Chang	D8/350
D695,016 S *	12/2013	Moon	D3/318
D702,442 S *	4/2014	Liang	D3/318
D722,771 S	2/2015	Wu	
D771,948 S *	11/2016	Bhatnagar	D3/318

(Continued)

FOREIGN PATENT DOCUMENTS

JP 2007185407 7/2007

OTHER PUBLICATIONS

Popular Mechanics, "The Carry-On Bag That Charges Your Phone",
Published Aug. 31, 2016. (<https://www.popularmechanics.com/flight/reviews/a22640/away-carry-on-charges-your-phone/>) (Year: 2016).*

Primary Examiner — April Rivas
(74) *Attorney, Agent, or Firm* — Wolf, Greenfield & Sacks, P.C.

- (73) Assignee: **JRSK, Inc.**, New York, NY (US)
- (**) Term: **15 Years**
- (21) Appl. No.: **29/697,883**
- (22) Filed: **Jul. 11, 2019**

Related U.S. Application Data

- (63) Continuation of application No. 29/609,837, filed on Jul. 6, 2017, now Pat. No. Des. 877,507, which is a continuation of application No. 14/935,335, filed on Nov. 6, 2015, now Pat. No. 10,219,599.

- (51) **LOC (14) Cl.** **03-01**
- (52) **U.S. Cl.**
USPC **D3/318; D3/279**
- (58) **Field of Classification Search**
USPC D3/279, 281, 318
CPC Y10T 16/451; A45C 2005/032; A45C 5/03
See application file for complete search history.

References Cited

U.S. PATENT DOCUMENTS

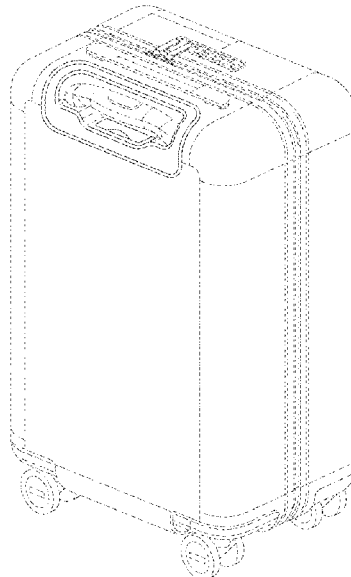
4,762,211 A	8/1988	Krenzel	
5,581,847 A *	12/1996	Hsieh A45C 13/262 190/117
5,782,325 A *	7/1998	O'Shea A45C 5/14 16/113.1

- (57) **CLAIM**
The ornamental design for luggage, as shown and described.

DESCRIPTION

FIG. 1 is a rear perspective view of a piece of luggage showing our new, original and ornamental design embodied therein, in accordance with the present invention; FIG. 2 is a front perspective view of the piece of luggage of FIG. 1; FIG. 3 is an elevated front view of the piece of luggage of FIG. 1; FIG. 4 is an elevated rear perspective view of the piece of luggage of FIG. 1; and, FIG. 5 is a bottom view of the piece of luggage of FIG. 1. Any dash-dash broken lines in the drawings represent unclaimed portions of the piece of luggage and form no part of the claimed design.

1 Claim, 5 Drawing Sheets



(56)

References Cited

U.S. PATENT DOCUMENTS

D778,054 S * 2/2017 Li D3/318
D804,186 S * 12/2017 Bhatnagar D8/354
D827,304 S * 9/2018 Tao D3/318
D836,909 S 1/2019 Karl
D874,139 S 2/2020 Rubio et al.
D874,821 S 2/2020 Rubio et al.
D877,508 S * 3/2020 Korey A45C 13/103
D3/279
D881,569 S * 4/2020 Rubio D3/279
D889,835 S 7/2020 Roosen et al.
D899,083 S 10/2020 Rubio et al.
D899,776 S * 10/2020 Rubio D3/318
D907,920 S 1/2021 Li
D909,062 S 2/2021 Qian et al.
2005/0183914 A1 * 8/2005 Lin A45C 13/262
16/113.1
2008/0053771 A1 * 3/2008 Wu A45C 13/262
16/113.1
2015/0027836 A1 1/2015 Zhou
2017/0290401 A1 * 10/2017 Bhatnagar A45C 13/28
2018/0000215 A1 * 1/2018 Korey A45C 13/1023

* cited by examiner

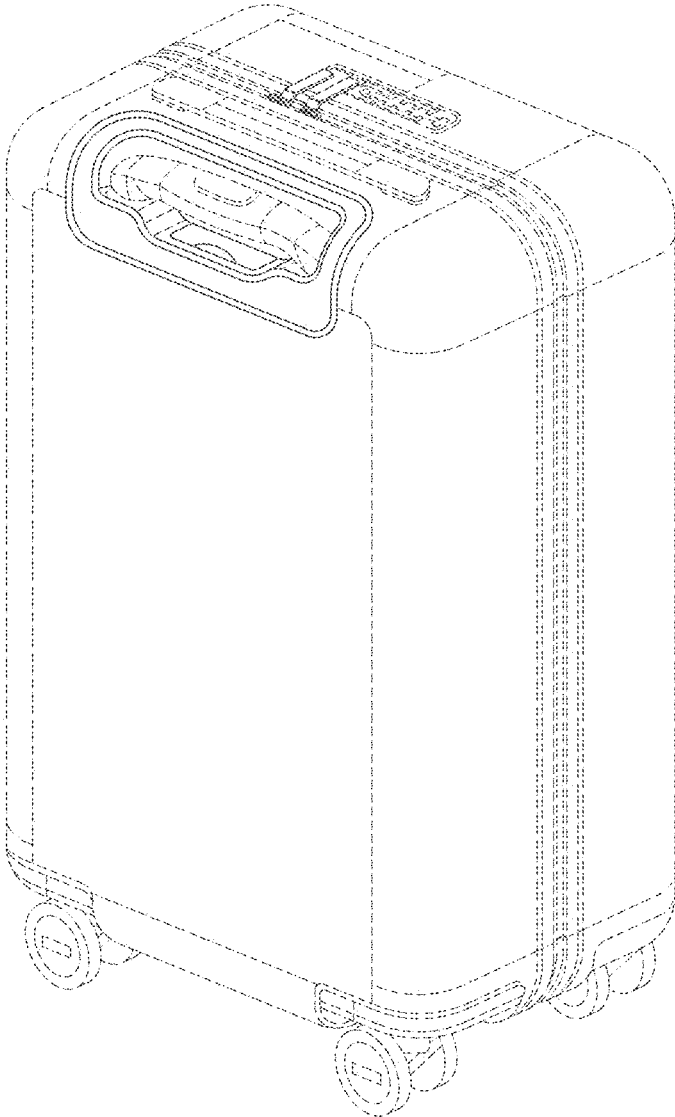


FIG. 1

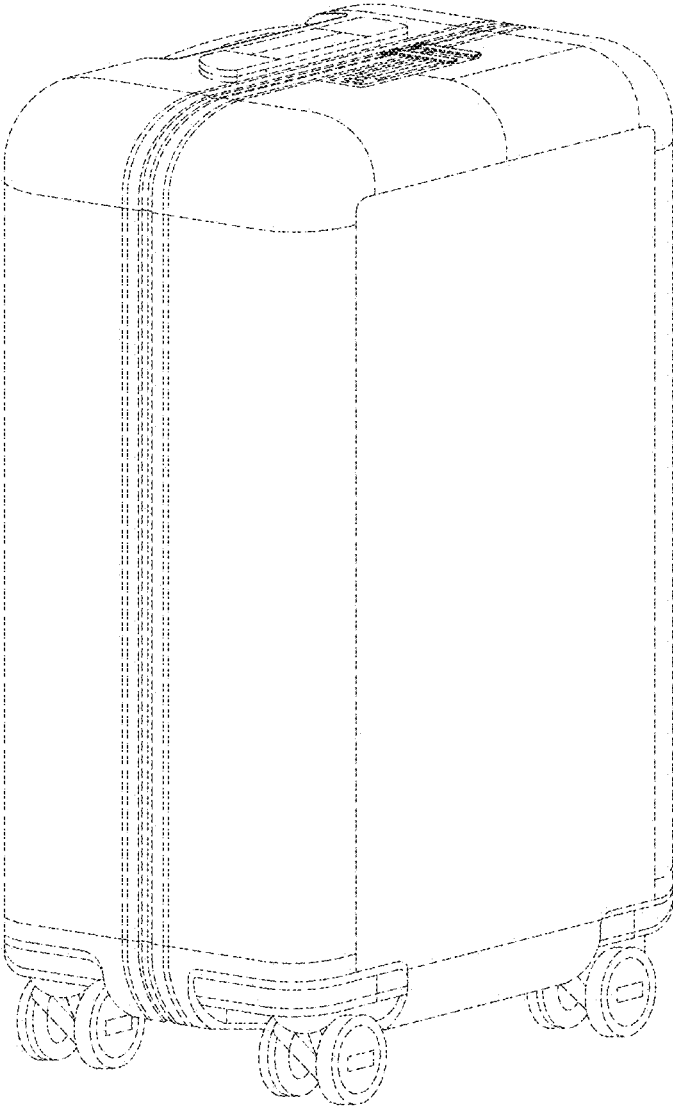


FIG. 2




FIG. 3

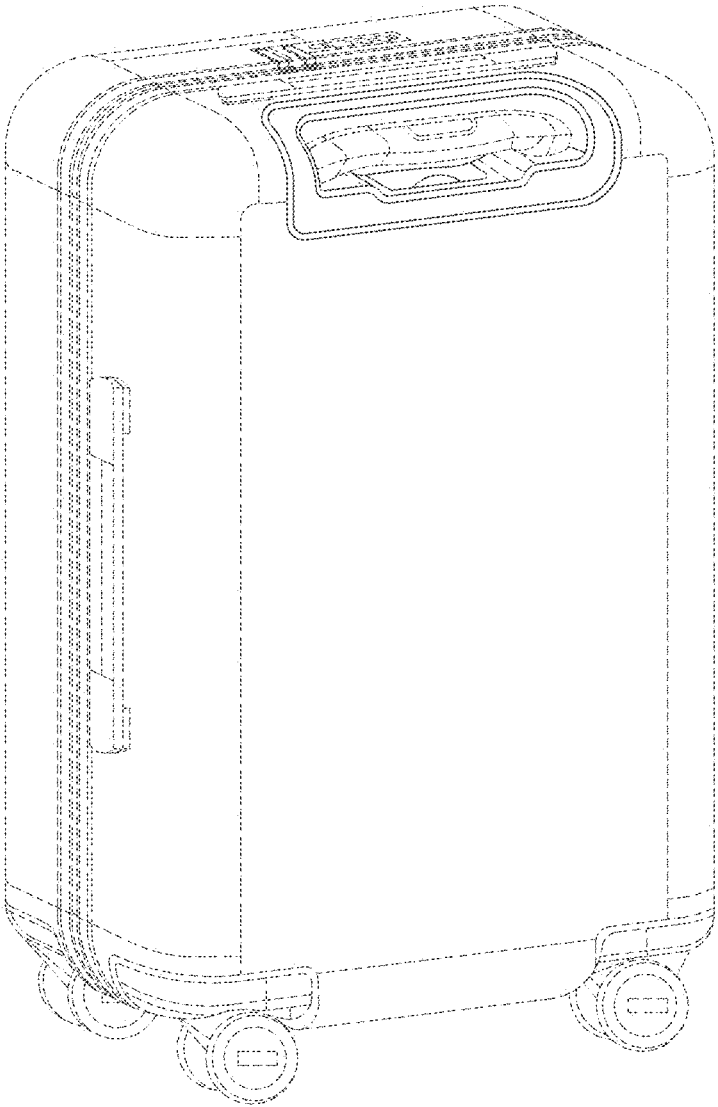


FIG. 4

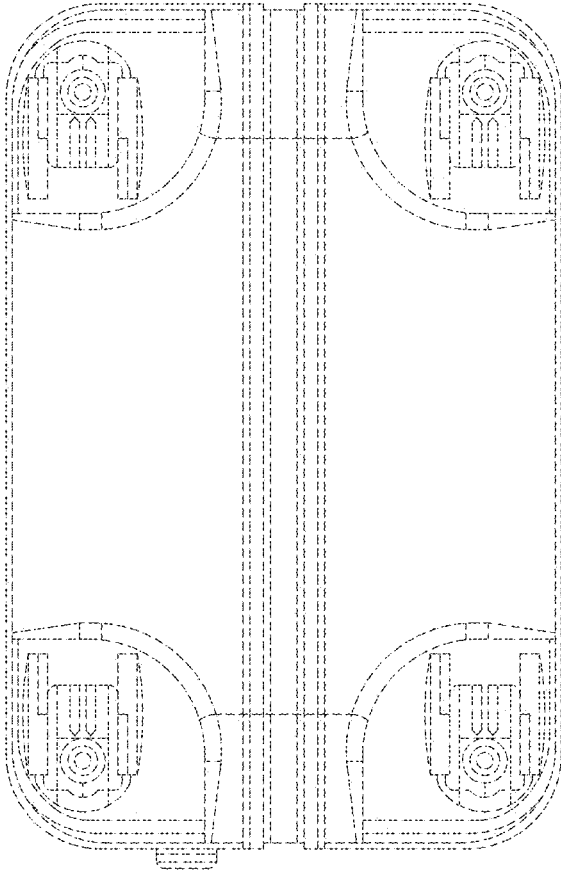


FIG. 5