



US00D436288S

(12) **United States Design Patent**
Thackray

(10) **Patent No.:** **US D436,288 S**

(45) **Date of Patent:** **** Jan. 16, 2001**

(54) **PEDESTAL FOR BLENDER**
(75) Inventor: **Donald Thackray**, Groningen (NL)
(73) Assignee: **U.S. Philips Corporation**, New York, NY (US)

D. 235,608 * 7/1975 Yoshida et al. D7/378
D. 309,548 * 7/1990 McCloskey D7/378
D. 343,547 * 1/1994 Levin D7/386
D. 347,966 * 6/1994 Doggett D7/378
5,347,205 * 9/1994 Piland 318/811

(**) Term: **14 Years**

* cited by examiner

(21) Appl. No.: **29/125,002**

Primary Examiner—Caron D. Veynar
(74) *Attorney, Agent, or Firm*—Ernestine C. Bartlett

(22) Filed: **Jun. 14, 2000**

(57) **CLAIM**

(30) **Foreign Application Priority Data**

The ornamental design for a pedestal for blender, as shown.

Jan. 27, 2000 (XH) DMA/004 772

DESCRIPTION

(51) **LOC (7) Cl.** **31-00**
(52) **U.S. Cl.** **D7/386**
(58) **Field of Search** D7/376-386; 366/197,
366/199, 205, 241, 244-247, 251, 314;
318/811

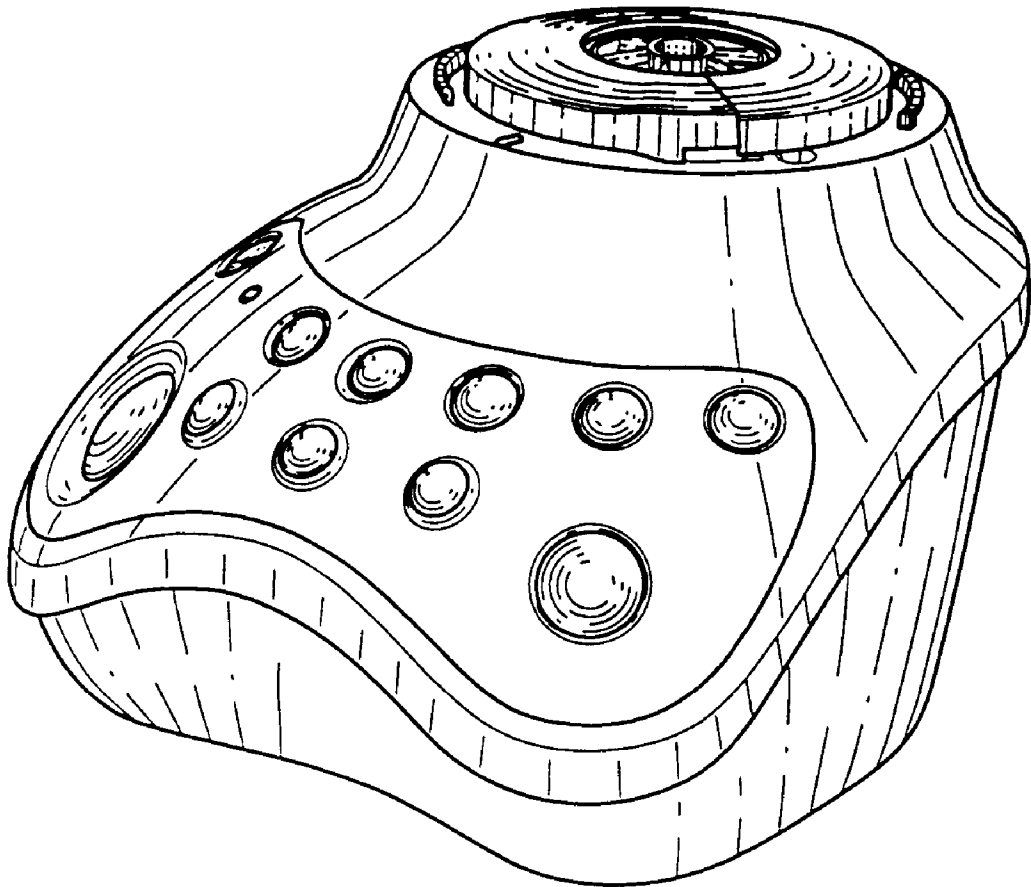
FIG. 1 is a perspective view showing my design;
FIG. 2 is a front elevational view thereof;
FIG. 3 is a rear elevational view thereof;
FIG. 4 is a right side elevational view thereof;
FIG. 5 is a left side elevational view thereof;
FIG. 6 is a top plan view thereof; and,
FIG. 7 is a bottom plan view thereof.

(56) **References Cited**

U.S. PATENT DOCUMENTS

D. 209,652 * 12/1967 Weiss D7/386

1 Claim, 3 Drawing Sheets



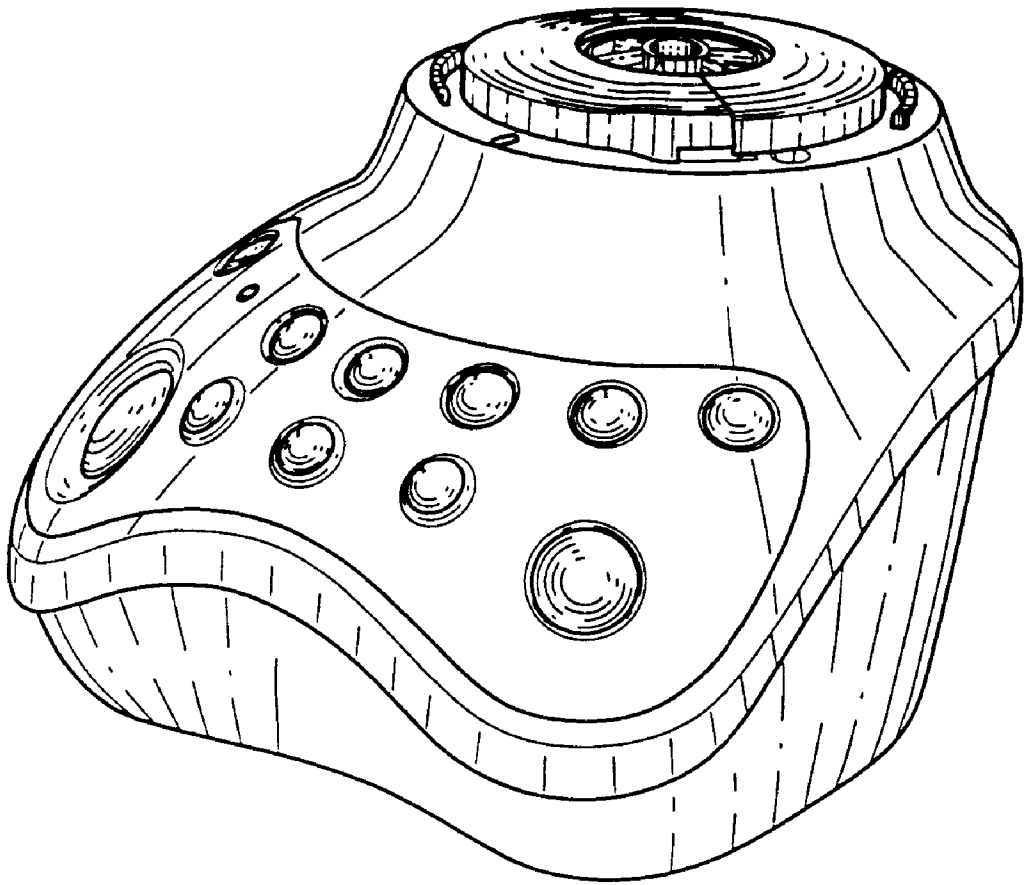


FIG. 1

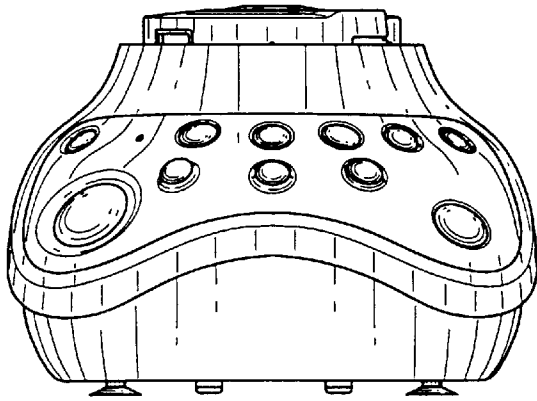


FIG. 2

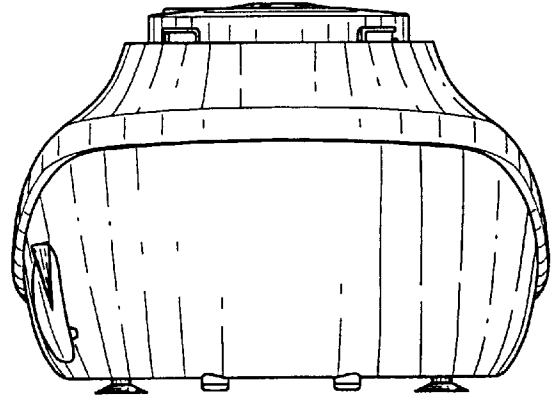


FIG. 3

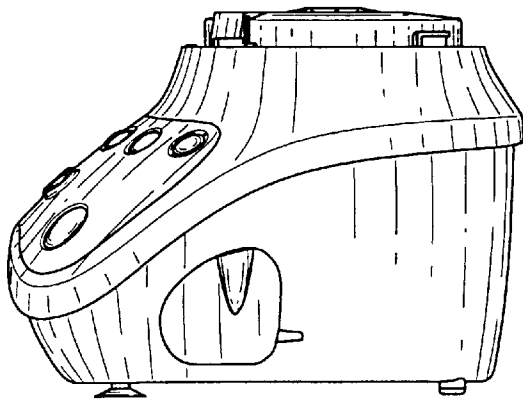


FIG. 4

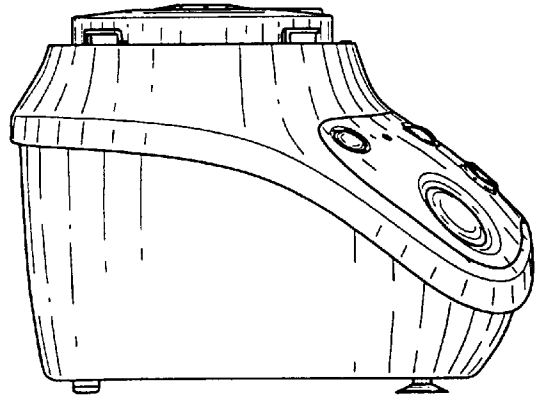


FIG. 5

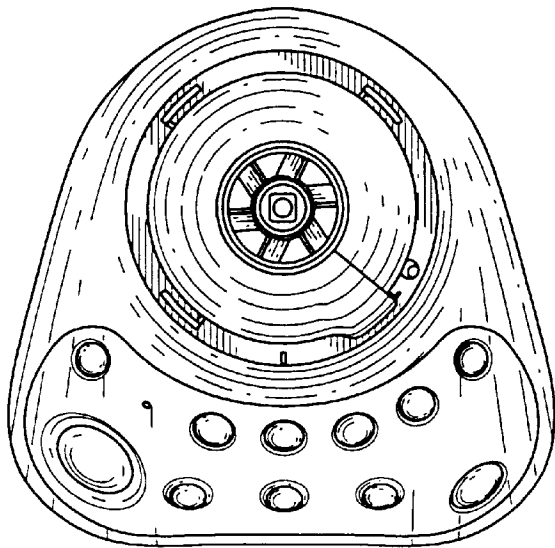


FIG. 6

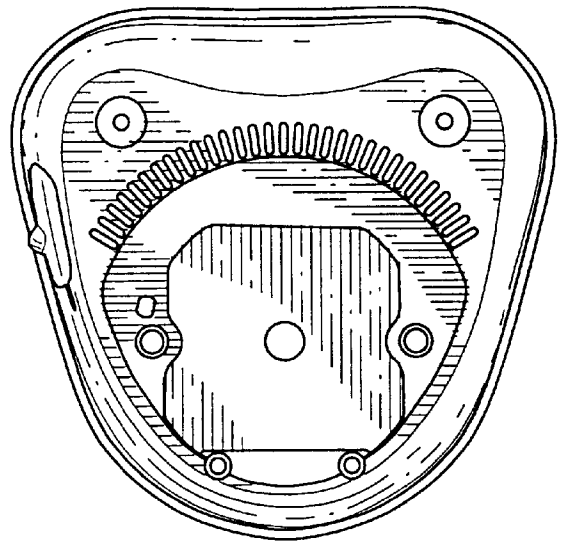


FIG. 7