



HU000030906T2

(19) **HU**(11) Lajstromszám: **E 030 906**(13) **T2****MAGYARORSZÁG**
Szellemi Tulajdon Nemzeti Hivatala**EURÓPAI SZABADALOM**
SZÖVEGÉNEK FORDÍTÁSA(21) Magyar ügyszám: **E 10 821066**(51) Int. Cl.: **C12N 9/10** (2006.01)(22) A bejelentés napja: **2010. 09. 24.****C12P 7/62** (2006.01)**C12P 17/06** (2006.01)

(96) Az európai bejelentés bejelentési száma:

EP 20100821066

(86) A nemzetközi (PCT) bejelentési szám:

PCT/US 10/050253

(97) Az európai bejelentés közzétételi adatai:

EP 2483293 A1 **2011. 04. 07.**

(87) A nemzetközi közzétételi szám:

WO 11041233

(97) Az európai szabadalom megadásának meghirdetési adatai:

EP 2483293 B1 **2016. 11. 30.**

(30) Elsőbbségi adatok:

247274 P **2009. 09. 30.** **US****247253 P** **2009. 09. 30.** **US**

(73) Jogosult(ak):

Codexis, Inc., Redwood City, CA 94063 (US)

(72) Feltaláló(k):

COLLIER, Steven, James, Singapore 117525 (SG)**TEO, Ee, Ling, Singapore 117525 (SG)****SUKUMARAN, Joly, Singapore 117525 (SG)****WILSON, Robert, John, Singapore 117525 (SG)****XU, Junye, Singapore 117525 (SG)**

(74) Képviselő:

Danubia Szabadalmi és Jogi Iroda Kft.,**Budapest**

(54)

Javított, LovD aciltranszferáz közvetítette acilálás

Az európai szabadalom ellen, megadásának az Európai Szabadalmi Közlönyben való meghirdetésétől számított kilenc hónapon belül, felszólalást lehet benyújtani az Európai Szabadalmi Hivatalnál. (Európai Szabadalmi Egyezmény 99. cikk(1))

A fordítást a szabadalmat az 1995. évi XXXIII. törvény 84/H. §-a szerint nyújtotta be. A fordítás tartalmi helyességét a Szellemi Tulajdon Nemzeti Hivatala nem vizsgálta.



(11) **EP 2 483 293 B1**

(12) **EUROPEAN PATENT SPECIFICATION**

(45) Date of publication and mention of the grant of the patent:
30.11.2016 Bulletin 2016/48

(51) Int Cl.:
C12N 9/10 (2006.01) C12P 7/62 (2006.01)
C12P 17/06 (2006.01)

(21) Application number: **10821066.7**

(86) International application number:
PCT/US2010/050253

(22) Date of filing: **24.09.2010**

(87) International publication number:
WO 2011/041233 (07.04.2011 Gazette 2011/14)

(54) **IMPROVED LOV-D ACYLTRANSFERASE MEDIATED ACYLATION**

VERBESSERTE DURCH LOV-D-ACYLTRANSFERASE VERMITTELTE ACYLIERUNG
ACYLATION MÉDIÉE PAR UNE ACYLTRANSFÉRASE LOV-D AMÉLIORÉE

(84) Designated Contracting States:
AL AT BE BG CH CY CZ DE DK EE ES FI FR GB GR HR HU IE IS IT LI LT LU LV MC MK MT NL NO PL PT RO SE SI SK SM TR

(30) Priority: **30.09.2009 US 247274 P**
30.09.2009 US 247253 P

(43) Date of publication of application:
08.08.2012 Bulletin 2012/32

(73) Proprietor: **Codexis, Inc.**
Redwood City, CA 94063 (US)

(72) Inventors:
• **COLLIER, Steven, James**
Singapore 117525 (SG)
• **TEO, Ee, Ling**
Singapore 117525 (SG)
• **SUKUMARAN, Joly**
Singapore 117525 (SG)
• **WILSON, Robert, John**
Singapore 117525 (SG)
• **XU, Junye**
Singapore 117525 (SG)

(74) Representative: **Carpmaels & Ransford LLP**
One Southampton Row
London WC1B 5HA (GB)

(56) References cited:
US-A- 5 458 848 US-A- 5 917 058
US-A1- 2003 208 046 US-A1- 2009 191 602

- **XINKAI XIE ET AL: "Rational improvement of simvastatin synthase solubility in Escherichia coli to higher whole-cell biocatalytic activity", BIOTECHNOLOGY AND BIOENGINEERING, WILEY & SONS, HOBOKEN, NJ, US, vol. 102, no. 1, 1 January 2009 (2009-01-01), pages 20-28, XP008154987, ISSN: 0006-3592, DOI: 10.1002/BIT.22028**
- **XIE ET AL.: 'Rational improvement of simvastatin synthase solubility in Escherichia coli to higher whole-cell biocatalytic activity.'** BIOTECHNOLOGY AND BIOENGINEERING vol. 102, 2008, pages 20 - 28, XP008154987
- **XIE ET AL.: 'Acyltransferase mediated polyketide release from a fungal megasynthase.'** J AM CHEM SOC vol. 131, 24 June 2009, pages 8388 - 8389, XP008154988
- **GAO ET AL.: 'Directed Evolution and structural characterization of a simvastatin synthase.'** CHEMISTRY & BIOLOGY vol. 16, 30 October 2009, pages 1064 - 1074, XP008154986

Note: Within nine months of the publication of the mention of the grant of the European patent in the European Patent Bulletin, any person may give notice to the European Patent Office of opposition to that patent, in accordance with the Implementing Regulations. Notice of opposition shall not be deemed to have been filed until the opposition fee has been paid. (Art. 99(1) European Patent Convention).

EP 2 483 293 B1

Description

3. BACKGROUND

5 [0001] The invention relates to a process for forming simvastatin or simvastatin precursors using improved LovD acyltransferase mediated acylations.

[0002] Enzymes are biomolecules which catalyze the conversion of a chemical substrate into a product and have been used in the chemical synthesis of valuable natural products and pharmaceuticals. Advantageously, enzymes can function to increase the rate of chemical conversion of a substrate to a product (by lowering the activation energy for the reaction) and to direct the placement of functional groups, *i.e.* regioselectively and/or stereoselectively placing functional groups onto a substrate. Enzyme activity can be affected by other molecules known as inhibitors. These inhibitors function to decrease enzyme activity and can severely limit the conversion or rate of conversion of a starting substrate into product.

10 [0003] One particular group of useful enzymes includes the transferases. Transferases are enzymes that catalyze the transfer of a functional group, for example, alkyl, acyl or phosphate groups, from a substrate (designated the donor and sometimes known as the coenzyme) to another substrate (designated the acceptor). The enzyme thereby catalyzes a reaction between chemical compounds that results in the loss of functionality from the donor and a gain in functionality on the acceptor. The subclass of acyltransferases has been used, among other things, to regioselectively acylate chemical substrates such as monacolin J to form simvastatin.

15 [0004] Simvastatin is a semisynthetic derivative of the natural product lovastatin, which can be isolated from the fermentation broth of *Aspergillus terreus*. Both lovastatin and simvastatin are cholesterol lowering drugs that substantially lower the risk of heart disease among adults. The gene cluster for lovastatin biosynthesis in *A. terreus* has been described previously, for example, in US Pat. No. 6,391,583. Encoded in the gene cluster is a 46 kD protein known as LovD, which functions as an acyltransferase.

20 [0005] Once lovastatin is produced via fermentation in an *A. terreus* host, simvastatin can be produced from lovastatin via a semisynthetic route. After isolation and purification of lovastatin from the fermentation broth, a typical semisynthesis can proceed by hydrolysis of the 2-methylbutyrate side arm in the presence of base to yield the intermediate monacolin J. Monacolin J is the immediate precursor to simvastatin. Following hydrolysis, the free acid is lactonized, the free hydroxyl at C13 is protected, and the C8 alcohol is acylated to provide a protected analogue of simvastatin. Subsequent deprotection affords simvastatin. See, *e.g.*, WO 2007/139871.

25 [0006] Enzymatic transformations using lipases and esterases have also been investigated as alternatives to chemical derivation. See, *e.g.*, PCT WO 2005/040107, PCT WO 94/26920 and T. G. Schimmel, et. al. in Appl. Environ. Microbiol. (1997) 63:1307-1311. Enzymatic variants suffer from decreased throughput of substrate, high loading requirements, slow enzyme conversion rate or poor enzyme turnover. Therefore, an enzymatic method of producing simvastatin, such as by selective acylation of the C8 hydroxy of monacolin J, which provides good to high yield with minimum isolation steps, good enzyme turnover and conversion rate, and/or reasonable loading requirements is important towards the efficient synthesis of simvastatin and additional statin analogs.

30 [0007] Accordingly, there has been a long-felt need for an enzymatic process which overcomes one or more limitations of the prior art, thereby providing a method for the efficient and expedient acylation of chemical substrates such as lovastatin or monacolin J using acyltransferases.

35 [0008] US 2009/0191602 A1 discloses a method of making simvastatin. US 5,917,058 discloses an improved process of lactonization in the preparation of statins. US 2003/0208046 concerns methods and compositions for extending the technique of native chemical ligation of a wider range of peptides, polypeptides, other polymers and other molecules via an amide bond. US 5,458,848 discloses a method to deodorize a liquid formulation so as to remove a malodorous compound present in a liquid formulation.

3. SUMMARY OF INVENTION

40 [0009] The invention provides a method of making a statin compound, comprising contacting a LovD acyltransferase substrate with a LovD acyltransferase in the presence of a thioester donor and a precipitating agent, under conditions which yield a statin compound, wherein the reaction product is precipitated when the precipitating agent is present.

45 [0010] The invention also provides a method of making simvastatin hydroxy acid ammonium salt comprising contacting monacolin J or lovastatin with a LovD acyltransferase in the presence of an alpha-dimethylbutyryl thioester donor and ammonium hydroxide under conditions which yield simvastatin hydroxy acid ammonium salt, wherein the reaction product is precipitated.

4. SUMMARY

5 [0011] It has been surprisingly discovered that the LovD acyltransferase mediated acylation of simvastatin precursors is an equilibrium process and that this equilibrium process may be adjusted in one or more ways to result in higher conversion and/or rate of conversion of substrate to product.

[0012] It has also been surprisingly discovered that simvastatin may be precipitated as an insoluble salt in the acylation of a simvastatin precursor during a LovD acyltransferase mediated acylation reaction, and that this results in a shift of equilibrium, thereby providing higher conversion and/or rate of conversion of substrate to product.

10 [0013] It has been surprisingly discovered that LovD acyltransferase may be inhibited by thiol byproducts produced during the acylation of monacolin J hydroxy acid salt. More particularly, it has been discovered that whereas LovD acyltransferase can mediate the acylation of monacolin J hydroxy acid salt into the corresponding simvastatin acid in high yield, the reaction rate of conversion may be improved by preventing the inhibition of the LovD enzyme by thiol byproduct. Accordingly, the present disclosure is, in one or more embodiments, directed to a method of preventing the inhibition of the LovD acyltransferase enzyme by addition of thiol scavengers. See Figure 1.

15 [0014] Advantageously, it has been found that addition of thiol scavengers such as activated charcoal improves the conversion rate of monacolin J substrate to its acylated analogue when thioester compounds comprising acyl moieties are used as co-substrates. The methods described herein overcome one or more limitations of the prior art and satisfy a long felt need for an efficient and expedient synthesis of simvastatin and simvastatin precursors using LovD acyltransferase enzymes.

20 [0015] The present disclosure, in one or more embodiments, also provides a method of producing simvastatin which overcomes the newly discovered inhibition of LovD acyltransferase by thiol byproducts and which shifts the equilibrium toward reaction product. It has been further discovered that addition of a thiol scavenger such as activated charcoal prevents or reduces enzyme inhibition. This results in an improved enzymatic conversion of substrate to a target compound and thereby provides an advantageous method for the production of simvastatin. In particular embodiments, methods and materials designed to take advantage of the improved enzymatic conversion process are described. More particularly, the present disclosure, in one or more embodiments, is directed to a method for the production of an enzymatically acylated chemical substrate (simvastatin or a simvastatin precursor), wherein a thiol scavenger is utilized to prevent inhibition of the acyltransferase enzyme. See Figure 1 (illustrating an exemplary and generalized LovD acyltransferase reaction wherein thiol byproduct is sequestered).

25 [0016] In one or more embodiments, the method comprises the steps of combining a LovD acyltransferase enzyme in a reaction medium with (i) a thiol scavenger and/or (ii) a precipitating agent, a substrate comprising a free hydroxyl moiety, and a thioester comprising an acyl moiety. The acyltransferase mediates the donation of an acyl moiety from the thioester to the free hydroxyl moiety, thereby producing the target compound. While not intending to be bound by any theory of operation, in embodiments wherein a thiol scavenger is utilized, the thiol scavenger is believed to sequester (bind or otherwise inactivate) the resulting thiol byproduct. The thiol byproduct may act as an enzyme inhibitor of LovD, thereby reducing enzyme activity and conversion of the substrate to product. Enzyme inhibition may be a result of competitive binding of the inhibitor to the enzyme. Also, again while not intending to be bound by any theory of operation, in embodiments wherein a precipitating agent is utilized, it is believed that removal of product from the reaction medium by precipitation results in a favorable shifting of the reaction equilibrium. Removal of thiol byproduct may also provide a favorable shifting of the equilibrium.

30 [0017] Embodiments described herein also include methods for generating simvastatin with a minimum of chemical steps using an improved LovD acyltransferase reaction. Advantageously, the improved acyltransferase reaction can optionally be combined with additional chemical steps, such as in "one-pot" chemical synthesis methods, to provide a method of producing simvastatin from lovastatin without isolation and purification of the monacolin J intermediate. For example, lovastatin may be hydrolyzed to monacolin J and the crude reaction product used as the substrate for the enzyme mediated acylation reaction. The present disclosure also provides methods and materials designed to take advantage of the improved LovD enzymatic process, such as that by which lovastatin is made, in order to produce related compounds such as the pravastatin derivative huvastatin.

35 [0018] Those of skill in the art will understand that the disclosure provided herein allows artisans to produce a wide variety of embodiments. In one exemplary embodiment, simvastatin is produced by combining together monacolin J or a monacolin J derivative (preferably monacolin J hydroxy acid), a thioester that donates an acyl moiety to the C8 hydroxyl group of monacolin J (or derivative) in the presence of a LovD acyltransferase, (i) a thiol scavenger (comprising, for example, activated charcoal) and/or (ii) a precipitating agent (such as ammonium hydroxide (NH₄OH)), and a LovD acyltransferase. The LovD acyltransferase functions to mediate the transfer of an acyl group from the thioester to regioselectively acylate the C8 hydroxyl group of monacolin J (or derivative), thereby producing simvastatin. The resulting byproduct thiol is sequestered (bound or deactivated by the thiol scavenger) when thiol scavenger is present. Reaction product is precipitated when a precipitating agent is present. Advantageously, reaction rate is noticeably or markedly improved.

[0019] A related embodiment provides a method of making simvastatin, comprising the steps of combining together lovastatin, a thioester that donates an acyl moiety to the C8 hydroxyl group of monacolin J in the presence of a LovD acyltransferase, (i) a thiol scavenger (comprising, for example, activated charcoal) and/or (ii) a precipitating agent (such as ammonium hydroxide (NH₄OH)) and a LovD acyltransferase. In this embodiment of the method, the LovD acyltransferase is allowed to hydrolyze lovastatin into monacolin J prior to the transfer of an acyl group from the thioester via a regioselective acylation of the C8 hydroxyl group of monacolin J using the acyltransferase, thereby providing simvastatin. The resulting byproduct thiol is sequestered (bound or deactivated by the thiol scavenger) when thiol scavenger is present. Reaction product is precipitated when a precipitating agent is present. Advantageously, reaction rate is improved and high conversions achieved.

[0020] The methods and materials described herein that are used to make simvastatin can be adapted to produce other compounds including those that are structurally similar to simvastatin, for example huvastatin. In this context, a method of making huvastatin is provided that comprises the steps of combining together hydrolyzed pravastatin tetra-ol, a thioester that donates an acyl moiety to the C8 hydroxyl group of hydrolyzed pravastatin tetra-ol in the presence of a LovD acyltransferase, (i) a thiol scavenger (comprising, for example, activated charcoal) and/or (ii) a precipitating agent (such as NH₄OH), and a LovD acyltransferase. The LovD acyltransferase is allowed to use an acyl group from the thioester to regioselectively acylate the C8 hydroxyl group of hydrolyzed pravastatin tetraol, so that huvastatin is made. The thiol scavenger (when present) is believed to again act by sequestering the thiol byproduct, thereby preventing inhibition of the LovD enzyme, resulting in an improved enzyme reaction rate and a shifting of the equilibrium towards reaction product. The precipitating agent (when present) is believed to shift the equilibrium toward reaction product by removing reaction product from solution. In yet another embodiment, huvastatin can be made directly from pravastatin. Pravastatin is combined with the LovD acyltransferase to hydrolyze pravastatin to the intermediate hydrolyzed pravastatin tetra-ol. Acylation by the LovD acyltransferase then can proceed upon addition of (i) a thiol scavenger and/or (ii) a precipitating agent, and a thioester comprising an acyl moiety.

[0021] In typical embodiments of the various methods described herein, the functional group donor is an acyl donor. Thioesters are one highly preferred group of donor compounds that can donate an acyl moiety to a chemical substrate in the presence of a LovD acyltransferase and a scavenging compound(s). For example, the C8 hydroxyl group of monacolin J may be acylated by a thioester in the presence of a LovD acyltransferase. A variety of such thioesters are disclosed herein. See, e.g., Figure 4 (illustrating some preferred thioester compounds). In addition to the preferred thioesters of Figure 4, other preferred thioesters include butyryl-thioesters, N-acetylcysteamine thioesters or methylthioglycolate thioesters. Biologically derived thioester compounds such as acetyl coenzyme A (Acetyl CoA) may be used in one or more embodiments. Acetyl CoA comprises a thioester between coenzyme A (a thiol) and acetic acid (an acyl group carrier). Accordingly, other compounds comprising acyl donors include acyl-CoA, butyryl-CoA, benzoyl-CoA, acetoacetyl CoA, β -hydroxybutyryl-CoA, malonyl-CoA and palmitoyal-CoA. The thioester group may comprise one or more functional groups such as, for example, an alkyl linker chain, an alkyl group(s), aryl group(s), esters, amides, sulfonates, phosphates, and so on. Preferably, the thioester comprises a short alkyl chain terminated in an ester or amide, or the thioester may comprise only an alkyl chain. Other functional group donors with the capacity to donate an acyl group are also contemplated as suitable donors. Other acyl donating groups which form thiol byproducts upon LovD-mediated acylation of the target substrate would benefit from the methods of one or more embodiments of the present disclosure, in particular, the addition of scavengers which sequester one or more thiol moieties, and/or the addition of precipitating agents.

[0022] Optionally, the thioester comprises one or more short (C₁-C₂), medium (C₃-C₆), or long (>C₇) chain length acyl group moieties which may be branched, unbranched, or cyclic. It is contemplated that in some instances the acyl group moieties may be functionalized. Some representative thioesters are α -dimethylbutyryl-S-methyl-mercaptopropanoate (also known as methyl 3-(2,2-dimethylbutanoylthio)propanoate, DMB-S-MMP), dimethylbutyryl-S-ethyl mercaptopropanoate (DMB-S-EMP), dimethylbutyryl-S-methyl thioglycolate (DMB-S-MTG) and dimethylbutyryl-S-methyl mercaptobutyrate (DMB-S-MMB). In an illustrative and preferred embodiment, the thioester is S-2-acetamidoethyl 2,2-dimethylbutanethioate, S-acetamidomethyl 2,2-dimethylbutanethioate, methyl 2-(2,2-dimethylbutanoylthio)acetate and/or methyl 3-(2,2-dimethylbutanoylthio)propanoate. Thioesters may be made by methods known in the art. In an exemplary process, the highly preferred thioester DMB-S-MMP may be prepared by acylation of methyl 3-mercaptopropanoate with 2,2-dimethylbutanoyl chloride in the presence of *N,N*-diisopropylethylamine (DIPEA). Other acyl thioesters may be made by utilizing other acyl chlorides (or halides) and inorganic or organic bases in the acylation of methyl 3-mercaptopropanoate.

[0023] Acyltransferase enzymes useful in the methods described herein are LovD acyltransferases. The LovD acyltransferase may be a wild-type LovD enzyme obtainable from *A. terreus*, or a mutant thereof, such as for example, the mutants described in Biotechnol Bioeng, 2009 Jan 1; 102(1):20-8. Specific exemplary LovD acyltransferases that catalyze the methods described herein with greatly increased reaction rates and yield as compared to wild-type LovD acyltransferase from *A. terreus* that can be advantageously used in the methods described herein are described in Application No. 61/247,253, titled "LovD Variants and Their Uses," filed September 30, 2009 and Application No. _____ of the same

name filed concurrently herewith under Attorney Docket No. 376247-043US (105191) {CX2-022}. Suitable LovD acyltransferases are also described below in Section 6 (See, for example, Table 2).

[0024] The methods disclosed herein utilize one or more scavenger compounds or agents. Scavenger compounds adapted to scavenge thiol compounds include, for example, activated charcoal, isatoic anhydride, fluorous 2,4-dichloro-1,3,5-triazines (F-DCTs), vinyl ethers, dihydropyran, N-ethylmaleimide, *p*-(chloromercuri)benzoate, copper ions, and variants thereof. Thiol scavengers may be adapted by incorporation onto a solid-support and may be used alone or in combination with other scavengers including non-thiol scavengers, *i.e.* scavengers which act to bind or deactivate other functional groups which inhibit enzyme activity. In a preferred embodiment, activated charcoal is utilized.

[0025] The methods disclosed herein may also utilize in addition to or in exclusion to one or more scavenger compounds or agents, one or more precipitating agents. Preferred precipitating agents are compounds which function to donate a counterion to the acylated substrate which render the compound insoluble in the reaction medium. For example, ammonium hydroxide functions to donate an ammonium counterion (NH_4^+).

[0026] In certain embodiments described herein, the methods result in improved LovD enzyme activity. Improved enzyme activity corresponds to improved enzyme stability, improved enzyme rate, *i.e.* the rate at which substrate is modified, *e.g.*, acylated, and/or improved enzyme loading requirements, *e.g.*, the amount of enzyme required to achieve a given conversion in a given timeframe. In an exemplary and preferred embodiment, the enzyme rate is improved. For example, the rate at which acylation of monacolin J hydroxy acid, sodium salt to the corresponding simvastatin hydroxy acid, sodium salt is effected can be improved, *i.e.* complete equilibrium conversion, meaning the time at which no more substrate is acylated, occurs in less time as exemplified in the examples given below.

[0027] Certain embodiments of the methods for making simvastatin and related compounds using the improved LovD acyltransferase reaction may include further steps to purify these compounds. For example, embodiments of the disclosure can include at least one purification step comprising lysis of cells of an isolated organism present in the combination. Embodiments can also include at least one purification step comprising centrifugation of cells or cell lysates of an isolated organism present in the combination. Moreover, embodiments can include at least one purification step comprising precipitation of one or more compounds present in the combination. One embodiment of a precipitation step comprises the precipitation of a free acid form of simvastatin. Optionally in such embodiments, one can then convert this free acid form of simvastatin to a simvastatin salt. Embodiments of the disclosure can also include at least one purification step comprising filtration or chromatography of one or more compounds present in the combination. In addition, embodiments can include at least one analysis step comprising spectrometry such as proton or carbon NMR or chromatography such as flash chromatography, thin-layer chromatography, gas chromatography, and/or high performance liquid chromatography (HPLC).

[0028] Additional embodiments are discussed below.

5. BRIEF DESCRIPTION OF THE FIGURES

[0029]

FIG. 1 provides a generalized scheme of the LovD acyltransferase mediated acylation of a hydroxyl group by a donor compound and subsequent "scavenging" of the thiol byproduct;

FIG. 2 illustrates the hydrolysis of lovastatin (100), which can be hydrolyzed chemically or enzymatically to produce (a) LovD hydrolyzed lovastatin (110), (b) monacolin J hydroxy acid (120) or (c) monacolin J hydroxy acid, sodium salt (140);

FIG. 3 illustrates various acyltransferase mediated acylations of monacolin J hydroxy acid and its salts;

FIG. 4 illustrates some representative thioesters comprising an acyl group;

FIG. 5 illustrates lovastatin (100) and simvastatin (160) with chemical numbering and labels; and

FIG. 6 illustrates the synthesis of simvastatin (160) from lovastatin (100) via a LovD hydrolyzed lovastatin (110).

6. DETAILED DESCRIPTION

[0030] The LovD acyltransferase mediated acylation of statin precursors such as monacolin J or analogues and derivatives thereof is an equilibrium process. This means that reaction products may inhibit the additional formation of product. The equilibrium process can be shifted toward reaction product by either (i) increasing thioester loading; (ii) removing/sequestering thiol byproduct; or (iii) product precipitation. The processes of the present disclosure utilize one

or more equilibrium shifting techniques to improve the percent conversion of substrate to product and/or the reaction rate. For example, in some embodiments, increased thioester loading is utilized to improve reaction yield/rate. In other embodiments, thiol byproduct is scavenged to improve reaction yield/rate. In yet other embodiments, product is precipitated during reaction, thereby improving reaction yield/rate. Equilibrium shifting techniques may be used in combination.

For example, in some embodiments, additional thioester co-substrate and product precipitation are utilized (with or without the addition of a thiol scavenger).

[0031] The present disclosure, in one or more embodiments, provides a novel process for the improved acylation of chemical substrates using LovD acyltransferase. Preferred embodiments include a method of improving the acyltransferase activity of LovD or its variants by addition of scavenger compound(s). Another preferred embodiment comprises the use of a precipitating agent. Yet additional preferred embodiments include a method of producing an acylated chemical substrate using LovD acyltransferase, a thioester comprising an acyl moiety and (i) a scavenging compound(s) and/or (ii) a precipitating agent. Exemplary of one or more preferred embodiments is an improved process for the acylation and hence production of simvastatin from either lovastatin or monacolin J (or its hydroxy acid salts) using the LovD acyltransferase, a thioester comprising an acyl moiety, and (i) a scavenging compound(s) and/or (ii) a precipitating agent.

[0032] One exemplary and preferred scavenger compound is activated charcoal. Without being tied to any one theory of operation, it is hypothesized that activated charcoal traps LovD enzyme inhibiting thiol byproducts and/or converts ("deactivates") thiol byproducts into disulfides that do not interfere with enzyme activity. Other thiol scavengers which do not interfere with enzyme activity and which bind or deactivate thiol byproducts are also preferred.

6.1. Definitions

[0033] As used herein, the following terms are intended to have the following meanings:

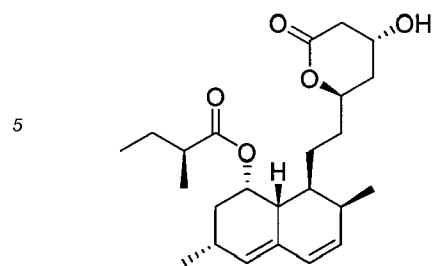
[0034] "Lovastatin" (Mevacor®) is a fungal polyketide produced by *Aspergillus terreus*. See, e.g., A. W. Alberts, J. et. al., Proc. Natl. Acad. Sci. U.S.A., 1980, 77, 3957-3961 and A. Endo, J. Antibiot. 1980, 33, 334-336; and J. K. Chan, et. al., J. Am. Chem. Soc. 1983, 105, 3334-3336; Y. Yoshizawa, et. al., J. Am. Chem. Soc. 1994, 116, 2693-2694. It is a pharmaceutically important compound because of its potent inhibitory activities towards hydroxymethylglutaryl coenzyme A reductase (HMGR), the rate-limiting step of cholesterol biosynthesis, and therefore it is widely used in the treatment of hyperlipidemia, hypercholesterolemia, and the like. See Figure 5 for chemical numbering and labeling of lovastatin (100).

[0035] "Simvastatin" is an analog of lovastatin. It is favored over lovastatin because of the absence of adverse side effects and its high absorbability in the stomach. Also, it has been reported that simvastatin prevents and reduces the risk of Alzheimer's disease (AD) by retarding the production of Ab42, a β -amyloid protein associated with AD. It is known in the art that simvastatin can be synthetically prepared. See, e.g., U.S. Pat. Nos. 4,444,784, 4,582,915, 5,393,893, 5,763,646 and 5,763,653, EP Pat. No. 299,656 and Intl. Pat. Pub. No. WO 99/45003. See Figure 5 for chemical numbering and labeling of simvastatin (160).

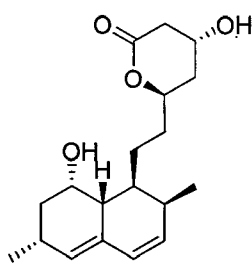
[0036] "Lovastatin derivatives" as used herein comprises lovastatin derivatives or precursors, for example: pravastatin, huvastatin, and simvastatin.

[0037] "Monacolin J variants" refers to monacolin J variants disclosed in the art, for example, the hydrolyzed pravastatin tetra-ol or 6-hydroxy-6-desmethylmonacolin J and the like. In certain embodiments of the disclosure, "monacolin J variants" refers to monacolin J compounds having substitutions at the C6 position or to the hydroxy acid form of monacolin J (and salts thereof).

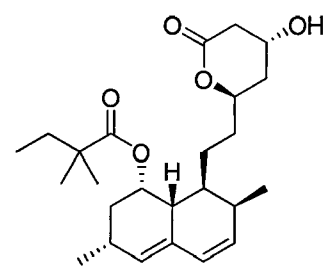
[0038] Skilled artisans will appreciate that lovastatin, monacolin J and simvastatin, as well as their analogues and derivatives can exist in various forms including acid, ester, amide and lactone forms. The acid, ester, amide and lactone forms can also be in the form of salts. The acid (R = -OH), ester (R = -O(alkyl)), amide (R = -N(alkyl)₂) and lactone forms of these compounds are illustrated below. Unless stated otherwise, "lovastatin" as used herein includes the acid, ester, amide, lactone and salt forms, "monacolin J" as used herein includes the acid, ester, amide, lactone and salt forms and "simvastatin" as used herein includes the acid, ester, amide, lactone and salt forms. These forms can be used in the methods described herein.



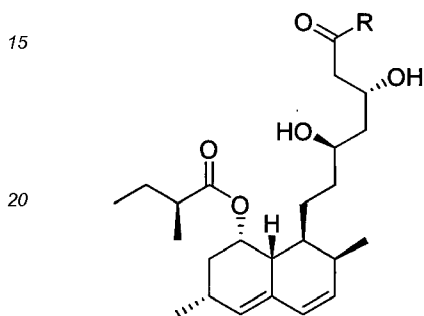
Lovastatin lactone



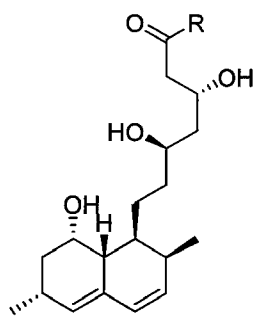
Monacolin J lactone



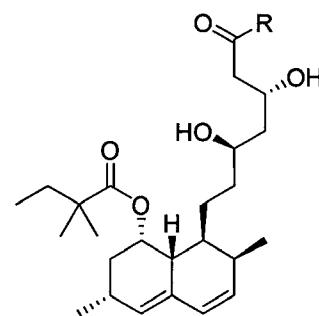
Simvastatin lactone



Lovastatin acid, amide or ester



Monacolin J acid, amide or ester



Simvastatin acid, amide, or ester

[0039] The salts of these compounds (e.g., pharmaceutically acceptable salts known in the art) can occur both as a free acid as well as a sodium, potassium, ammonium, or other salts derived from metals of group I or group II including alkaline earth elements or other metallic salts. Organic salts may also be utilized including, for example, ammonium and triethanolamine salts. Such salts may be found in combination; for example, a simvastatin salt could be a combination of sodium and potassium salts with simvastatin.

[0040] "*Aspergillus terreus*" or "*A. terreus*" is a filamentous ascomycete commonly found in soil. A variety of *A. terreus* strains are known in the art, for example, those deposited as ATCC 20542 and ATCC 20541.

[0041] "LovD acyltransferase" as used herein refers to those polypeptides that can use a thioester to regiospecifically acylate the C8 hydroxyl group of monacolin J or 6-hydroxy-6-des-methyl monacolin J so as to produce simvastatin or huvastatin, respectively. See, e.g., Xie et al., 2006, "Biosynthesis of Lovastatin Analogs with a Broadly Specific Acyltransferase," Chem. Biol. 13:1161-1169. LovD acyltransferases include, by way of example and not limitation, the wild-type LovD acyltransferase obtainable from *A. terreus* (amino acid sequence provided herein as SEQ ID NO:2), as well as mutants, variants, and truncated forms thereof, as will be described in more detail below.

[0042] As disclosed herein, an "acyl donor" or "acyl carrier" is a compound having an acyl group that can be transferred to a target substrate, such as, for example, simvastatin and/or a simvastatin precursor or a related compound. Typically, an "acyl donor" or "acyl carrier" is a thioester that donates (as mediated by an acyltransferase) an acyl moiety to a specific region on a target molecule, such as, for example, the C8 hydroxyl group of monacolin J. A wide variety of such agents are known in the art to have this activity. See, e.g., WO 2007/139871. In addition to those known in the art and further shown by the instant disclosure to have this activity, any potential acyl donor/carrier known in the art (or synthesized *de novo*) having an ability to acylate a target substrate via an acyltransferase, such as C8 of monacolin J (thereby producing simvastatin), can be easily identified by comparative experiments with the acyl donors disclosed.

[0043] Other examples of acyl donors include, but are not limited to, α -dimethylbutyryl-SNAC, acyl-thioesters, acyl-CoA, butyryl-CoA, benzoyl-CoA, acetoacetyl-CoA, β -hydroxybutyryl-CoA, malonyl-CoA, palmitoyl-CoA, butyryl-thioesters, N-acetylcysteamine thioesters (SNAC), methyl-thioglycolate (SMTG), benzoyl-SNAC, benzoyl-SMTG or α -S-methylbutyryl-SNAC. These compounds can be produced naturally or synthetically, and, in some cases, can penetrate a cell membrane. A number of these compounds can be added to a reaction medium comprising LovD and monacolin J to produce simvastatin, for example.

[0044] "Acyl-SNAC" as used herein refers to α -dimethylbutyryl-SNAC. As is known in the art, acyl-SNAC can penetrate a cell membrane under *in vivo* conditions. LovD can use acyl-SNAC as a substrate to initiate the reaction from monacolin J to simvastatin by regiospecifically acylating the C8 hydroxyl group of monacolin J. Acyl-SNAC can donate its acyl group to LovD.

[0045] "Alkyl" means an unsubstituted or substituted alkyl group. An alkyl can be, for example, cyclic, acyclic, branched, or linear.

[0046] "Aryl" means an unsubstituted or substituted aryl group and may comprise heterocycles.

[0047] "A thioester comprising an acyl moiety" means a thioester having an acyl moiety which undergoes a mediated transfer to a substrate when treated under appropriate conditions with an acyltransferase. For example, a compound of general formula R-C(=O)-SR' wherein R is an alkyl or aryl and R' is variable comprises an acyl group as R-C(=O)-.

[0048] "A suitable reaction medium" is a solvent system, mono or biphasic, which allows the components of the reaction mixture to combine and produce product. Exemplary reaction mediums include ether, ethyl acetate, hexanes, tetrahydrofuran, methanol, isopropanol, acetone, dimethylformamide, dichloromethane, chloroform, *tert*-butyl methyl ether (MTBE), water, acetonitrile, and combinations thereof. Reaction mediums may be buffered to maintain a specific pH or pH range such as by addition of acids, bases, or salts. For example, one exemplary reaction medium is a triethanolamine buffered aqueous suspension of reactants. Another exemplary reaction medium is ethyl acetate with the addition of methanol. Preferably, reaction mediums are maintained at controlled temperatures, under inert atmospheres such as argon or nitrogen, and with mechanical or magnetic stirring.

[0049] A "scavenger compound" is a compound which binds, chemically modifies to an inert form (relative to enzyme activity) or removes a byproduct formed during an acyltransferase mediated acylation reaction. The process of binding or chemically modifying a compound to an inert form is also known as sequestering.

[0050] "Activated charcoal," also called activated carbon or activated coal, is a form of carbon that has been processed to provide a very large surface area. A suitable form of activated charcoal is represented by Fluka® puriss.p.a. powdered activated charcoal (CAS No. 7440-44-0, iodine-adsorption (0.05 mol I₂/l) of >70 mL/g).

[0051] LovD "Acyltransferase mediated acylation" means acylation of a substrate is mediated by the LovD acyltransferase. Without being bound by any one theory of operation, it is believed that LovD acyltransferase is acylated by a thioester compound, accepting the acyl-moiety of the thioester and producing a thiol byproduct. Subsequently, a free hydroxyl may then accept the acyl-moiety attached to the LovD acyltransferase, thereby becoming acylated itself and regenerating the active LovD acyltransferase. It has been discovered that the production of thiol compounds during the acyltransferase reaction results in decreased activity of the enzyme. In particular, it has been found that thiol compounds inhibit the rate of enzyme conversion of substrate to target.

[0052] "Precipitating agent" is a chemical agent which induces the precipitation of a compound or which converts a starting material into a compound which becomes insoluble after subsequent reaction. Precipitation is understood to mean the deposition of insoluble matter in a reaction medium, *i.e.* the formation of a solid in a solution during a chemical reaction. A precipitation agent functions by converting a normally soluble compound into a compound which undergoes precipitation in the reaction medium or which undergoes precipitation in the reaction medium upon further conversion to a target. A precipitating agent may also function to maintain or adjust solution pH. For example, ammonium hydroxide may be utilized as a precipitating agent in that monacolin J hydroxy acid may be converted to its ammonium salt prior to acylation. Acylation in a suitable reaction medium then results in an insoluble product. Ammonium hydroxide also functions to adjust the pH of the solution.

[0053] "Insoluble," "Substantially Insoluble," and "Partially Insoluble" refer to the ability of a solute to form a solution in a liquid solvent. Solubility is, unless otherwise stated, measured at room temperature and pressure. A substance is insoluble if for a given solvent system, *i.e.* a medium comprising one or more solvents, complete dissolution under reaction concentrations is not achievable. A substance is substantially insoluble if no more than 5% of the substance undergoes dissolution under reaction concentrations in a given solvent system. A substance is partially insoluble if more than 5% but less than 95% of the substance undergoes dissolution under reaction concentrations in a given system. A precipitating agent achieves at least the partial insolubility of a compound.

6.2. Detailed Description

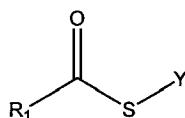
[0054] The present disclosure, in one or more embodiments, provides methods and materials designed to take advantage of an improved LovD acyltransferase reaction. More particularly, one or more embodiments provide a method for the production of a LovD acylated chemical substrate, wherein a thiol scavenger is utilized to prevent inhibition of the LovD acyltransferase enzyme. See Figure 1. In a typical embodiment, the method comprises the steps of combining LovD acyltransferase enzyme in a reaction medium comprising a thiol scavenger, a substrate comprising a free hydroxyl moiety and a thioester. LovD mediates the donation of an acyl moiety from the thioester to the free hydroxyl moiety, thereby producing the target compound. The thiol scavenger sequesters or otherwise inactivates the resulting thiol byproduct, which is believed to act as an enzyme inhibitor, thereby allowing improved enzymatic conversion of the substrate to product.

[0055] In other embodiments, a method for the production of a LovD acylated chemical substrate, wherein a precipitating agent is utilized which renders the final product insoluble in the reaction medium, is disclosed. In a typical embodiment, the method comprises the steps of combining LovD acyltransferase enzyme in a reaction medium comprising a precip-

EP 2 483 293 B1

itating agent, a substrate comprising a free hydroxyl moiety and a thioester. LovD mediates the donation of an acyl moiety from the thioester to the free hydroxyl moiety, thereby producing the target compound. The target compound is rendered insoluble as a result of the precipitating agent. Removal of the target compound by precipitation results in a favorable shift in the equilibrium of the reaction.

[0056] The present disclosure also provides, in one or more embodiments, a method of acylating a chemical substrate comprising a free hydroxyl compound using LovD acyltransferase, (i) a thiol scavenger and/or (ii) a precipitating agent, and a compound of general formula **(I)**:



wherein:

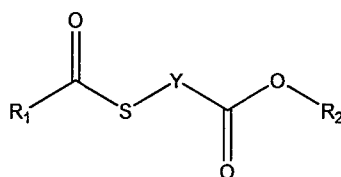
R₁ represents an aryl or alkyl group; and

Y is (a) $-(CH_2)_n-NR_2-(CO)-R_3$; or (b) $-(CH_2)_n-(CO)O-R_3$; or (c) $-(CH_2)_n-H$ or an optionally substituted alkyl or optionally substituted aryl group;

wherein n is an integer from 1-10 and R₂ and R₃ are, independently, an alkyl or aryl group.

[0057] The method comprises combining the free hydroxyl containing compound into a suitable reaction medium with the LovD acyltransferase, (i) a thiol scavenger and/or (ii) a precipitating agent, and a thioester comprising an acyl moiety. For example, the free hydroxy containing compound can be added into a round bottom flask comprising a suitable reaction medium, such as an aqueous solution buffered to within pH 6-11 and often pH 7-10 by addition of a base, e.g., triethanolamine, ammonium hydroxide, sodium hydroxide, or other inorganic or organic bases. Under stirring, the reaction vessel can be charged with the LovD acyltransferase enzyme, (i) a thiol scavenger and/or (ii) a precipitating agent and then the thioester. The reaction can be monitored to follow conversion of the substrate, such as by HPLC, thin-layer chromatography, or other suitable methods. As appropriate, additional enzyme or other reactant (e.g., thioester) may be added to effect optimal conversion. Workup, such as by appropriate quenching when necessary, and extraction of the target compound or direct filtration of the product may be effected when the desired conversion has been achieved. Filtration, such as through Celite® and drying of organic extracts, such as by addition of sodium sulfate or magnesium sulfate or by azeotropic drying, may also be performed. Extracts containing the product may be concentrated by appropriate methods such as under reduced pressure.

[0058] The present disclosure also provides, in one or more embodiments, a method of acylating a chemical substrate comprising a free hydroxyl compound using LovD acyltransferase, (i) a thiol scavenger and/or (ii) a precipitating agent and a compound of general formula **(II)**:



wherein:

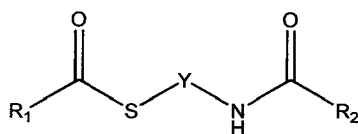
R₁ and R₂ represent, independently, an aryl or alkyl group; and

Y is $-(CH_2)_n-$ or an optionally substituted alkyl or optionally substituted aryl group;

wherein n is an integer from 1-10.

[0059] The method comprises combining the free hydroxyl containing compound into a suitable reaction medium with the LovD acyltransferase, (i) a thiol scavenger and/or (ii) a precipitating agent and a thioester comprising an acyl moiety. The chemical substrate can be lovastatin, monacolin J (or its hydroxy acids or hydroxy acid salts) or analogues thereof comprising a free hydroxyl group. The present disclosure also provides, in one or more embodiments, a method of acylating a chemical substrate comprising a free hydroxyl compound using LovD acyltransferase, (i) a thiol scavenger and/or (ii) a precipitating agent and a compound of general formula **(III)**:

EP 2 483 293 B1

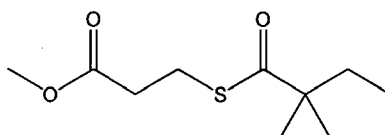


wherein:

10 R_1 and R_2 represent, independently, an aryl or alkyl group; and
 Y is $-(CH_2)_n-$ or an optionally substituted alkyl or optionally substituted aryl group;

wherein n is an integer from 1-10.

15 **[0060]** The method comprises combining the free hydroxyl containing compound into a suitable reaction medium with LovD acyltransferase, (i) a thiol scavenger and/or (ii) a precipitating agent and a thioester comprising an acyl moiety. The chemical substrate can include lovastatin, monacolin J (or its hydroxy acids or hydroxy acid salts) and analogues thereof comprising a free hydroxyl group. The present disclosure also provides, in one or more embodiments, a method of acylating a chemical substrate comprising a free hydroxyl compound using LovD acyltransferase, (i) a thiol scavenger and/or (ii) a precipitating agent and a compound of formula **(IV)**:



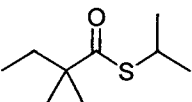
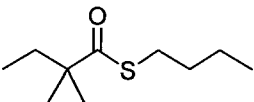
25 **[0061]** The present disclosure comprises, in one or more embodiments, a method of acylating lovastatin or monacolin J (or its hydroxy acids or hydroxy acid salts) and analogues thereof using LovD acyltransferase, (i) a thiol scavenger comprising activated charcoal and/or (ii) a precipitating agent comprising ammonium hydroxide, and a compound of formula **(IV)**, comprising combination of the reactants in a suitable reaction medium, thereby allowing LovD to produce acylated forms of lovastatin or monacolin J.

30 **[0062]** As shown in table 1, thioesters as used in the present disclosure have relative rates of reactivity, meaning some thioester compounds increase reaction rate. Any one or more compounds shown in Table 1 may be used as thioesters in the methods of the present disclosure. Compound **IV** is one preferred thioester as its relative activity is high.

35

Table 1		
Compound	Structure	Relative activity at 24h (%)
40 IV		++++
45 V		++
50 VI		+
55 VII		++

(continued)

Compound	Structure	Relative activity at 24h (%)
VIII		+
IX		+++
+=0-1 += 1-10 +++= 10-75 ++++ = 75-100		

[0063] The present disclosure also provides, in one or more embodiments, a method of improving the enzymatic activity of LovD. The method comprises the addition of (i) a scavenger, preferably a thiol scavenger, and most preferably activated charcoal and/or (ii) a precipitating agent, preferably an agent which renders the product substantially insoluble, and more preferably ammonium hydroxide. In an exemplary embodiment, monacolin J hydroxy acid, sodium salt is acylated using a LovD or LovD variant enzyme using a thioester in the presence of activated charcoal. In yet another exemplary embodiment, a reaction medium is charged with 75 g/L of monacolin J hydroxy acid, sodium salt, 1.5 g/L of enzyme (LovD or equivalent amount of LovD variant), 1.7 equivalents (relative to the substrate) of thioester, and 10 g/L of activated charcoal. The reaction may be run using a 200mM triethanolamine buffer at pH 9.0 at room temperature. In the exemplary example, >98% of substrate is converted to acylated product within 24 hours. The relative concentrations of the reactants in the exemplary example are typical of one preferred embodiment.

[0064] In some embodiments, activated charcoal is added in sufficient amount to sequester at least 20%, at least 30%, at least 40%, at least 50%, at least 60%, at least 70%, at least 75%, at least 80%, at least 85%, and at least 90% of thiol byproduct, preferably in sufficient amount to sequester 95% of thiol byproduct, and most preferably in sufficient amount to sequester at least 98% of thiol byproduct. Activated charcoal may also be added in proportion to the amount of solvent; for example, 2-20 grams of activated charcoal may be added per liter of solvent. Preferably, 5-15 grams of activated charcoal are added per liter of solvent. Most preferably, about 10 grams of activated charcoal are added per liter of solvent. Addition of activated charcoal in one embodiment is made prior to the addition of both enzyme and donor molecule. Clarification of a substrate, such as during the workup of a reaction, may sometimes involve the use of activated charcoal. A person of skill in the art will appreciate that the use of activated charcoal in this manner does not provide an improved enzymatic reaction because maximal conversion has already been achieved and the advantage of increased enzymatic rate is no longer achievable.

[0065] Precipitating agents can produce compounds with reduced solubility including salts. Various salts can be used including salts containing ions of alkali metals and alkaline earth metals such as calcium, barium, lithium, and magnesium. An exemplary precipitating agent may include, for example, calcium hydroxide. Amine salts can also be used including those formed from primary, secondary, tertiary amines, aromatic amines, quaternary ammonium salts, and polyamines thereof. Sequestering agents, including ion exchange resins and other polymeric species, may also be used to effect removal of product from solution.

[0066] In another exemplary embodiment, 25 to 200 g/L, also 30 to 150 g/L, and often 50 to 100 g/L (preferably about 75 g/L) of substrate are added to a reaction medium. In addition, 0.25 to 10 g/L, also 0.3 to 8 g/L and often 0.5 to 6 g/L (preferably 0.75 g/L) of LovD enzyme or variant, and 1.0 to 5, also 1.0 to 2.5 and often 1.05 to 1.7 (preferably 1.1) equivalents of thioester are added. The pH is controlled by, for example, a pH stat, which maintains the pH of the system at about 8.5 to 9.5 and preferably 9.0 by titration with ammonium hydroxide. Ammonium hydroxide also functions as a precipitating agent. In preferred embodiments, no buffer is utilized. A typical solvent system may be water. The reaction is preferably run with stirring at room temperature.

[0067] In an exemplary embodiment, simvastatin is produced from lovastatin comprising a first hydrolysis step. Hydrolysis may be effected to provide monacolin J as the free hydroxy acid or the sodium salt of the hydroxy acid. See Figure 2. Hydrolysis may also be effected in a manner which provides monacolin J as an ammonium salt.

[0068] Monacolin J as the hydroxy acid may be (i) converted to one or more salts such as its corresponding sodium or ammonium salts; and then (ii) acylated to provide a simvastatin precursor compound. When a sodium or other non-ammonium salt of the simvastatin precursor compound is formed, for example, compound 150 of Figure 3, then the non-ammonium salt may be converted to an ammonium salt (155). Lactonization of the ammonium salt (155) provides simvastatin (160). Alternatively, when an ammonium salt of monacolin J is used, monacolin J ammonium salt may be

acylated directly to the ammonium salt simvastatin precursor (155). Some of the various routes to simvastatin are illustrated in Figure 3.

[0069] Acyltransferase may also be used to effect one or more hydrolysis steps in addition to the acylation of lovastatin. For example, LovD acyltransferase may be used to effect hydrolysis of lovastatin into a LovD hydrolyzed lovastatin (monacolin J lactone) and acylation of the free hydroxyl at C8. See Figure 6.

[0070] In practicing the methods of the disclosure, various amounts of substrate, reactant, and reaction conditions may be used to carry out the methods of one or more embodiments. Adjustable parameters include the concentration of substrate in solution, the number of equivalents of the acyl donor relative to the substrate, buffer type and concentration, weight loading, atmospheric conditions, such as partial pressure and gas type, e.g., air, nitrogen, oxygen, argon, etc., the amount of thiol scavenger (if present), the amount of precipitating agent (if present), reaction pH, temperature, and stir-rate, the presence or absence of co-solvent, reaction time, and the manner in which the substrate is isolated or prepared for further reaction.

[0071] In one or more embodiments, monacolin J hydroxy acid, sodium salt is reacted at a substrate loading between about 1 to 250 g/L, often 1 g/L to 150 g/L or 50 g/L to 150 g/L. Preferably, monacolin J hydroxy acid, sodium salt is reacted at a substrate loading between 75 g/L and 150 g/L. Most preferably, monacolin J hydroxy acid, sodium salt is reacted using a substrate loading of about 75 g/L. A skilled artisan will appreciate that the substrate loading values may readily be converted into a molarity, wherein molarity is a measure of the concentration of a solute in solution. For example, a 75 g/L loading of the monacolin J hydroxy acid (MJ), sodium salt has an approximate molarity of 0.21 M (75 g/L MJ \times (1 mol / 360.42 g MJ)). In other embodiments, substrates other than monacolin J hydroxy acid, sodium salt may be acylated according to the methods of the disclosure. Preferably, such acylations will occur with a substrate concentration having a molarity within the ranges given for monacolin J hydroxy acid, sodium salt. For example, a highly preferred reaction condition for acylation of a substrate is a substrate molarity of about 0.21 M.

[0072] The reaction can be carried out under a variety of different reaction conditions. Typically the reaction is carried out comprising about 0.2 to 10 g/L, often 0.25 to 5 g/L, variant LovD polypeptide, from about 1 to 250 g/L, often 50 to 150 g/L, monacolin J substrate (or a salt thereof) and from about 1 to 10 equiv, often 1 to 2 equiv, α -dimethylbutyryl thioester co-substrate. The reaction is typically carried out in an aqueous buffer (0 to 300 mM, preferably 50 to 300 mM, more preferably 200 mM) having a pH in the range of pH 7.5 to 10.5, often pH 8.0 to 9.5 or pH 8.5 to 9.5. The identity of the buffer is not critical. Suitable buffers include, but are not limited to, triethanolamine (TEA), potassium phosphate, or a buffer may not be used.

[0073] Aqueous co-solvent systems can also be used. Such co-solvents will typically include from about 1 to 10 % of a polar organic co-solvent. Suitable polar organic co-solvents include, but are not limited to, MeCN, DMSO, isopropyl alcohol (IPA), dioxane, THF, acetone, and MeOH.

[0074] In one or more embodiments, the acyl donor is charged to the reaction vessel in a concentration between about 1.0 or 1.05 and about 4 equivalents relative to substrate. In preferred embodiments, the thioester is present in an amount between 1.1 and 2.0 equivalents relative to substrate. More preferably, the thioester is present in an amount between 1.1 and 1.7 equivalents.

[0075] It has been found that in certain acylations of a substrate using LovD acyltransferase, pH may affect reaction progression. Accordingly, in one or more embodiments, the acyltransferase reaction occurs at a pH of greater than 7. Preferably, the pH is greater than 8. More preferably, the pH is between about 8.0 and 10.5 and most preferably, the pH is between about 8.0 and 9.5.

[0076] The acylation reaction may be effected at various temperatures, including between 15°C and 45°C, also between 20°C and 40°C, and between 20°C and 35°C. Preferably, the reaction occurs at a temperature between 22°C and 28°C. Most preferably, the reaction occurs at about 25°C. Preferably, the acylation reaction occurs with stirring. In some instances, a cosolvent may be added to aid in complete solvation of one or more components of the reaction medium or to prevent the formation of intractable slurries. In preferred embodiments, the acylation of monacolin J hydroxy acid, sodium salt or ammonium salt, does not require addition of cosolvent.

[0077] In some embodiments, a controlled feed of substrate, such as but not limited to substrate in solution, is added. For example, a syringe pump can be used to deliver a controlled feed of substrate dissolved in a solvent system. In an alternative embodiment, substrate may be added in batches, for example, an initial charge of substrate is followed at some period of time later by a second charge. In yet another embodiment, a single charge may be followed by a controlled feed of substrate.

[0078] Reaction time is preferably of sufficient length to allow complete conversion of substrate to target product. In a preferred embodiment using monacolin J hydroxy acid, sodium salt in a preferred amount and using preferred conditions, the reaction is allowed to proceed between 2 and 48 hours before workup. In some preferred embodiments, the course of the reaction is monitored by suitable methods. The reaction is quenched or otherwise "worked-up" when monitoring indicates no appreciable degree of additional conversion of substrate to target product. Isolation may involve extraction. In one preferred embodiment, one or more volumes of methyl *tert*-butyl ether (MTBE) are used to perform a first extraction before adjustment of the aqueous phase pH and subsequent extraction with ethyl acetate (EtOAc) as described below

in the examples. A skilled artisan will appreciate that reaction time and workup conditions for various substrates may be determined using known methods and no more than routine experimentation.

5 [0079] It is contemplated that excess thioester may be recovered from one or more waste streams. For example, in one embodiment, excess or unreacted thioester is extracted into MTBE. The MTBE extract can then undergo one or more aqueous washes, preferably basic aqueous washes, to remove thiol byproduct. The purified thioester may then resubjected to reaction conditions as either a crude recycled material or as a blend with fresh thioester. In some embodiments, the recycled thioester is distilled to increase purity prior to addition to the reaction medium.

10 [0080] The order of addition of materials may vary in one or more embodiments. For example, the following orders of addition may be used: enzyme, scavenger, thioester; scavenger, enzyme, thioester; or scavenger, thioester, enzyme. In embodiments where a scavenger is not utilized, enzyme or thioester may be added first to the reaction medium.

15 [0081] In some embodiments, the process comprises the acylation of a simvastatin precursor using (i) a precipitating agent and/or (ii) a sequestering agent. In an aspect of one or more embodiments, a skilled artisan can assess the solubility of simvastatin salts. For example, a skilled artisan could generate the sodium, potassium, calcium, magnesium, and ammonium salts of simvastatin or a precursor thereof. The skilled artisan could then assess these salts in various solvent systems. The skilled artisan would then compare the solubility of these salts in a given solvent system against the solubility of the corresponding monacolin J salt. Monacolin J salts which are soluble in the given solvent system which produce simvastatin salts which have reduced solubility (or low or no solubility) in the solvent system can then be used in a process for producing simvastatin which utilizes the precipitation of product to favorably shift the equilibrium of the reaction.

20 [0082] The various methods and processes described herein are not limited to the use of any specific LovD acyltransferase enzyme, and can be carried out with any LovD acyltransferase capable of catalyzing the desired acyl transfer. LovD acyltransferases useful in the processes and methods described herein include, but are not limited to, the wild-type LovD acyltransferase obtainable from *A. terreus* (the amino acid sequence of which is provided as SEQ ID NO:2; see also WO 00/037692 and WO 2007/139871), the various mutants of this wild-type LovD acyltransferase described in, for example, Biotechnol Bioeng, 2009 Jan 1; 102(1):20-8, and the various variants described in U.S. Patent Application No. 61/247,253, filed September 30, 2009, titled "Variant LovD Polypeptides and Their Uses" and the copending application filed concurrently herewith of the same name under attorney docket no. 376247-043US (105191) {CX2-032}, the two of which are collectively referred to as the "Variant Applications."

25 [0083] As disclosed in the Variant Applications, numerous variant LovD acyltransferases have been discovered that have improved properties as compared to the wild-type LovD acyltransferase of SEQ ID NO:2. All of these LovD variants can be advantageously used in the methods and processes described herein. For example, as disclosed in the above applications, such LovD variant acyltransferases include one or more mutations at selected positions that correlate with one or more improved properties, such as increased catalytic activity, increased thermal stability, reduced aggregation and/or increased stability to cell lysis conditions. The variant LovD acyltransferases can include one or more mutations from a single category (for example, one or more mutations that increase catalytic activity), or mutations from two or more different categories. By selecting mutations correlating with specific properties, variant LovD polypeptides suitable for use under specified conditions can be readily obtained.

30 [0084] Positions in the wild-type LovD acyltransferase of sequence of SEQ ID NO:2 at which mutations have been found that correlate with one or more improved properties, such as increased catalytic activity include, but are not limited to, A123, M157, S164, S172, L174, A178, N191, L192, A247, R250, S256, A261, G275, Q297, L361, V370 and N391. Specific, exemplary mutations of the wild-type LovD acyltransferase of SEQ ID NO:2 that correlate with increased catalytic activity include, but are not limited to, A123P, M157V, S164G, S172N, L174F, A178L, N191G, L192I, A247S, R250K, S256T, A261H, G275S, Q297G, L361M, V370I and N391S.

35 [0085] Additional positions at which mutations have been found which correlate with one or more improved properties, such as thermal stability, include, but are not limited to, Q241, A261, Q295 and Q412. Specific, exemplary mutations of the wild-type LovD acyltransferase of SEQ ID NO:2 that correlate with increased thermal stability include, but are not limited to, Q241M, A261H, Q295R and Q412R.

40 [0086] Yet further positions at which mutations have been found that correlate with one or more improved properties, such as reduced aggregation, include but are not limited to, N43, D96 and H404. Specific, exemplary mutations of the wild-type LovD acyltransferase of SEQ ID NO:2 that correlate with reduced aggregation include, but are not limited to, N43R, D96R and H404K.

45 [0087] Still further positions at which mutations were found that correlated with one or more improved properties, such as increased stability include, but are not limited to, C40, C60 and D254. Specific exemplary mutations of the wild-type LovD acyltransferase of SEQ ID NO:2 that correlate with increased stability include, but are not limited to, C40R, C60R and D254E.

50 [0088] Positions were also discovered that could be mutated without detrimental effect, whether or not such mutations conferred the LovD acyltransferase with improved properties. Positions within the wild-type LovD acyltransferase sequence of SEQ ID NO:2 which can be mutated without detrimental effect include, but are not limited to, I4, A9, K26,

EP 2 483 293 B1

R28, I35, C40, S41, N43, C60, S109, S142, A184V, N191S, A261, L292, Q297, L335, A377, A383, N391 and H404. Specific, exemplary mutations that can be incorporated at these positions include, but are not limited to, I4N, A9V, K26E, R28K, R28S, I35L, C40A, C40V, C40F, S41R, N43Y, C60F, C60Y, C60N, C60H, S109C, S142N, A184T, A184V, N191S, A261T, A261E, A261V, L292R, Q297E, L335M, A377V, A383V, N391D and H404R.

5 **[0089]** LovD acyltransferases having sequences that correspond to SEQ ID NO:2 and that include one or more mutations at any of the positions mentioned above are useful in the methods and processes described herein. In a specific embodiment, useful LovD acyltransferases have sequences that correspond to SEQ ID NO:2 and include mutations at positions L174 and A178 (in a specific embodiment L174F and A178L), and optionally from 1 to about 30 additional mutations, which may be selected from the positions and residues discussed above. In another specific embodiment, useful LovD acyltransferases have sequences that correspond to SEQ ID NO:2 and include at least the following mutations: A123P, L174F, A178L, N191(S or G), A247S and L361M, and from zero up to about 26 additional mutations, which may be selected from the various different positions and mutations discussed above.

10 **[0090]** As disclosed in the Variant Applications, it is believed that the amino acid at position 76 may be involved in catalysis. Mutations at this residue position should be preferably avoided. It is also believed that the amino acids at position 79, 148, 188 and/or 363 may contribute to catalysis. Mutations at these positions are likewise preferably avoided.

15 **[0091]** In addition to the mutations described above, useful LovD acyltransferases may also include conservative mutations at one or more positions (independently of or in addition to the mutations discussed above). Generally, wild-type and variant LovD acyltransferases including conservative mutations will contain from 1 to 20 such mutations. In additional embodiments, wild-type and variant LovD acyltransferases that are truncated at one or both termini and that retain their catalytic activity may be used in the methods and processes described herein. In some embodiments, such truncated LovD acyltransferases include wild-type or variant LovD acyltransferases in which 1 to 15 amino acids are omitted from the N-terminus and/or from 1 to 6 amino acids are omitted from the C-terminus.

20 **[0092]** Specific embodiments of variant LovD acyltransferases having improved catalytic activity as compared to the wild-type acyltransferase of SEQ ID NO:2 that are useful in the methods and processes described herein are provided in Table 2, below:

Table 2

Variant No.	Mutations (Relative to SEQ ID NO:2)	Activity*
120	A123P; L174F; A178L; N191S; A247S; L361M;	+
4	I35L; A123P; L174F; A178L; N191S; A247S; L361M;	+
6	A123P; L174F; A178L; N191S; A247S; G275S; L361M;	+
8	A123P; L174F; A178L; N191S; A247S; R250K; L361M;	+
10	A123P; L174F; A178L; N191S; A247S; Q297E; L361M;	+
12	R28K; A123P; L174F; A178L; N191S; A247S; L361M;	+
14	A123P; L174F; A178L; A184T; N191S; A247S; L361M;	+
16	A123P; L174F; A178L; N191S; A247S; Q297E; L361M;	+
18	A123P; L174F; A178L; N191S; L192I; A247S; L361M;	+
20	A123P; L174F; A178L; N191S; A247S; R250K; L361M;	+
22	A123P; L174F; A178L; N191S; A247S; A261E; L361M;	+
24	A123P; L174F; A178L; N191S; A247S; L361M; H404R;	+

EP 2 483 293 B1

(continued)

Table 2		
Variant No.	Mutations (Relative to SEQ ID NO:2)	Activity*
26	K26E; A123P; L174F; A178L; N191S; A247S; L361M;	+
28	A123P; S172N; L174F; A178L; N191S; A247S; G275S; L361M;	++
30	A123P; M157V; S172N; L174F; A178L; N191S; A247S; G275S; L361M;	++
32	A123P; L174F; A178L; N191G; A247S; G275S; L361M;	+
34	A123P; L174F; A178L; N191S; A247S; G275S; L335M; L361M;	+
36	A123P; L174F; A178L; N191S; A247S; G275S; L361M; H404K;	+
38	A123P; L174F; A178L; A184V; N191S; A247S; G275S; L361M;	+
40	D96R; A123P; L174F; A178L; N191S; A247S; G275S; L361M;	+
42	A123P; L174F; A178L; N191G; A247S; G275S; L361M;	+
44	A123P; L174F; A178L; N191S; A247S; G275S; L335M; L361M;	+
46	A123P; L174F; A178L; N191S; A247S; G275S; L292R; L361M;	+
48	A123P; L174F; A178L; N191S; L192I; A247S; R250K; G275S; Q297E; L361M;	++
50	A123P; L174F; A178L; N191S; L192I; A247S; R250K; G275S; L361M;	++
52	K26E; C40R; N43Y; A123P; L174F; A178L; N191S; L192I; A247S; G275S; L361M;	++
54	K26E; C40R; A123P; L174F; A178L; N191S; L192I; A247S; G275S; L361M;	++
56	K26E; A123P; L174F; A178L; N191S; A247S; G275S; L361M;	+
58	A9V; K26E; A123P; M157V; S172N; L174F; A178L; N191S; L192I; A247S; R250K; G275S; Q297E; L361M; A383V;	+++
60	K26E; A123P; M157V; S172N; L174F; A178L; N191S; L192I; A247S; R250K; G275S; L361M;	+++
62	A123P; M157V; S172N; L174F; A178L; N191G; A247S; G275S; L335M; L361M;	++
64	N43R; D96R; A123P; M157V; S172N; L174F; A178L; N191S; A247S; G275S; L361M; H404K;	++

EP 2 483 293 B1

(continued)

Table 2		
Variant No.	Mutations (Relative to SEQ ID NO:2)	Activity*
66	A9V; K26E; A123P; M157V; S172N; L174F; A178L; N191S; L192I; A247S; R250K; S256T; G275S; Q297E; L361M; A383V;	+++
68	A9V; K26E; S41R; A123P; M157V; S172N; L174F; A178L; N191S; L192I; A247S; R250K; A261V; G275S; Q297E; L361M; A383V;	+++
70	A9V; K26E; R28K; A123P; M157V; S164G; S172N; L174F; A178L; N191G; L192I; Q241M; A247S; R250K; G275S; Q297E; L361M; V370I; A383V;	+++
72	A9V; K26E; R28K; C40R; A123P; M157V; S164G; S172N; L174F; A178L; N191G; L192I; Q241M; A247S; R250K; G275S; Q297E; L361M; V370I; A383V;	+++
74	A9V; K26E; R28K; C40R; A123P; M157V; S164G; S172N; L174F; A178L; N191G; L192I; Q241M; A247S; R250K; G275S; Q297E; L361M; V370I; A383V;	+++
76	A9V; K26E; A123P; M157V; S164G; S172N; L174F; A178L; N191G; L192I; A247S; R250K; G275S; Q297E; L361M; V370I; A377V; A383V;	+++
78	A9V; K26E; N43R; A123P; M157V; S164G; S172N; L174F; A178L; N191G; L192I; Q241M; A247S; R250K; G275S; Q297E; L361M; V370I; A383V; H404K;	++++
80	A9V; K26E; N43R; D96R; A123P; M157V; S164G; S172N; L174F; A178L; N191G; L192I; Q241M; A247S; R250K; G275S; Q297E; L361M; V370I; A383V; H404K;	++++
82	A9V; K26E; D96R; A123P; M157V; S164G; S172N; L174F; A178L; N191G; L192I; Q241M; A247S; R250K; G275S; Q297E; L361M; V370I; A383V;	++++
84	A9V; K26E; D96R; A123P; M157V; S172N; L174F; A178L; N191G; L192I; Q241M; A247S; R250K; G275S; Q297E; L361M; V370I; A383V;	+++
86	A9V; K26E; N43R; D96R; A123P; M157V; S164G; S172N; L174F; A178L; N191G; L192I; A247S; R250K; G275S; Q297E; L361M; V370I; A383V; H404K;	+++
88	A9V; K26E; N43R; D96R; A123P; M157V; S164G; S172N; L174F; A178L; N191G; L192I; Q241M; A247S; R250K; G275S; Q297E; L361M; V370I; A383V;	++++

EP 2 483 293 B1

(continued)

Table 2		
Variant No.	Mutations (Relative to SEQ ID NO:2)	Activity*
5 90	A9V; K26E; R28S; N43R; A123P; M157V; S164G; S172N; L174F; A178L; N191G; L192I; Q241M; A247S; R250K; D254E; G275S; Q297E; L361M; V370I; A383V; H404K;	++++
10 92	A9V; K26E; N43R; A123P; M157V; S164G; S172N; L174F; A178L; N191G; L192I; Q241M; A247S; R250K; A261V; G275S; Q295R; Q297E; L361M; V370I; A383V; H404K; Q412R;	++++
15 94	A9V; K26E; N43R; A123P; M157V; S164G; S172N; L174F; A178L; N191G; L192I; Q241M; A247S; R250K; A261V; G275S; Q297E; L361M; V370I; A383V; H404K;	++++
20 96	A9V; K26E; N43R; A123P; M157V; S164G; S172N; L174F; A178L; N191G; L192I; Q241M; A247S; R250K; A261V; G275S; Q295R; Q297E; L361M; V370I; A383V; N391D; H404K;	++++
25 98	A9V; K26E; N43R; A123P; M157V; S164G; S172N; L174F; A178L; N191G; L192I; Q241M; A247S; R250K; S256T; A261V; G275S; Q297G; L361M; V370I; A383V; N391S; H404K;	++++
30 100	A9V; K26E; N43R; A123P; M157V; S164G; S172N; L174F; A178L; N191G; L192I; Q241M; A247S; R250K; S256T; A261V; G275S; Q297G; L361M; V370I; A383V; N391S; H404K;	++++
35 102	A9V; K26E; N43R; S109C; A123P; M157V; S164G; S172N; L174F; A178L; N191G; L192I; Q241M; A247S; R250K; S256T; A261V; G275S; Q297G; L361M; V370I; A383V; N391S; H404K;	++++
40 104	A9V; K26E; N43R; A123P; M157V; S164G; S172N; L174P; A178L; N191G; L192I; Q241M; A247S; R250K; S256T; A261H; G275S; Q297G; L361M; V370I; A383V; N391S; H404K;	++++
45 106	A9V; K26E; N43R; A123P; M157V; S164G; S172N; L174F; A178L; N191G; L192I; Q241M; A247S; R250K; S256T; A261H; G275S; Q295R; Q297G; L361M; V370I; A383V; N391S; H404K; Q412R;	++++
50 108	I4N; A9V; K26E; R28S; N43R; A123P; M157V; S164G; S172N; L174F; A178L; N191G; L192I; Q241M; A247S; R250K; S256T; A261H; G275S; Q297G; L361M; V370I; A383V; N391S; H404K;	++++
55 110	I4N; A9V; K26E; R28S; N43R; A123P; M157V; S164G; S172N; L174F; A178L; N191G; L192I; Q241M; A247S; R250K; D254E; S256T; A261H; G275S; Q297G; L361M; V370I; A383V; N391S; H404K;	++++

EP 2 483 293 B1

(continued)

Table 2		
Variant No.	Mutations (Relative to SEQ ID NO:2)	Activity*
112	I4N; A9V; K26E; R28S; N43R; S109C; A123P; M157V; S164G; S172N; L174F; A178L; N191G; L192I; Q241M; A247S; R250K; S256T; A261H; G275S; Q295R; Q297G; L361M; V370I; A383V; N391S; H404K; Q412R;	++++
114	I4N; A9V; K26E; R28S; I35L; N43R; D96R; A123P; M157V; S164G; S172N; L174F; A178L; N191G; L192I; Q241M; A247S; R250K; S256T; A261H; G275S; Q297G; L335M; L361M; V370I; A383V; N391S; H404K;	++++
116	I4N; A9V; K26E; R28S; I35L; N43R; D96R; S109C; A123P; M157V; S164G; S172N; L174F; A178L; N191G; L192I; Q241M; A247S; R250K; S256T; A261H; G275S; Q297G; L335M; L361M; V370I; A383V; N391S; H404K;	++++
118	I4N; A9V; K26E; R28S; I35L; C40R; N43R; C60R; D96R; S109C; A123P; M157V; S164G; S172N; L174F; A178L; N191G; L192I; Q241M; A247S; R250K; D254E; S256T; A261H; G275S; Q297G; L335M; L361M; V370I; A383V; N391S; H404K;	++++
* Activity relative to the wild-type LovD acyltransferase of SEQ ID NO:2. A relative activity of "+" exhibited from about 10 to 50-fold greater activity than wild-type; variants with a relative activity of "++" exhibited from about 50 to 100-fold greater activity than wild type; variants with a relative activity of "+++" exhibited from about 100 to 500-fold greater activity than wild type; and variants with a relative activity of "++++" exhibited from about 500 to 2000-fold greater activity than wild type		

7. EXAMPLES

[0093] The following Examples are illustrative of one or more embodiments and as such are not to be considered as limiting the scope of the claims appended hereto.

Example 1: Preparation of Methyl 3-(2,2-Dimethylbutanoylthio)propionate.

[0094] A solution of *N,N*-diisopropylethylamine (19.9 mL, 120 mmol) and methyl 3-mercaptopropionate (7.2160 mmol) in isopropyl acetate (*i*-PrOAc, 100 mL) was cooled to an internal temperature of 2°C (brine ice bath). To this vigorously stirred solution was added 2,2-dimethylbutanoyl chloride (8.1 g, 60 mmol) dropwise over 10 min. The resulting suspension was then stirred at 25°C for 2 h. The reaction was monitored by checking the disappearance of methyl 3-mercaptopropionate using thin-layer chromatography (TLC) on silica plates. Spots were stained with iodine (eluent: 5% EtOAc/heptane; R_f of methyl 3-mercaptopropionate: 0.20). The reaction was then quenched by addition of saturated ammonium chloride (100 mL) followed by *i*-PrOAc (100 mL) and the resultant mixture was stirred until all solid dissolved. The phases were separated and the organic phase was washed successively with 1% aqueous hydrochloric acid (100 mL) and then water (2 x 50 mL). The organic phase was then dried over sodium sulfate, filtered, and concentrated under reduced pressure (45°C bath, 50 mm Hg) to obtain a crude mixture as a pale yellow liquid. The crude mixture was subjected to column chromatography over silica gel using a heptane to 2% EtOAc:heptane gradient. Fractions comprising the pure product were combined and concentrated to afford 10.5 g (80%) of methyl 3-(2,2-dimethylbutanoylthio)propionate.

Example 2: Preparation of Monacolin J Hydroxy Acid from Lovastatin.

[0095] To lovastatin (30 g, 0.074 mol) in a 3-neck round bottom flask (RBF) fitted with a condenser was added isopropanol (IPA, 250 mL). KOH pellets (33.2 g, 0.593 mol) and water (3 mL, 0.1 vol) were then added to the stirred

EP 2 483 293 B1

suspension. The reaction was stirred at 80°C (internal temperature) for 7 h. The reaction was then cooled to ~50°C and IPA was removed under reduced pressure (35°C, 50 mbar) until a final volume of ~100 mL (3.3 vol) was achieved. Water (110 mL, 3.7 vol) was added to the residue and the solution was cooled to ~10°C in an ice-water bath. 6 M HCl (92 mL, 3.0 vol) was added dropwise to the solution while maintaining the internal temperature between 12-17°C. The pH of the solution was thereby adjusted to a final pH between 3 and 4. The mixture was then stirred in an ice-bath for 2 h. The solid obtained was filtered off and washed with water (60-90 mL, 2-3 vol) and then with heptane (60 mL, 2 vol). The filter cake was dried in a vacuum oven at 25°C for 24 h to yield a white solid (22.4 g, 90% yield) with >99% purity by HPLC analysis.

Example 3: Enzymatic Preparation of Simvastatin Hydroxy Acid, Sodium Salt from Monacolin J Hydroxy Acid, in the Absence of a Thiol Scavenger

[0096] The reaction was run in a 250 mL 3-neck RBF using an overhead stirrer fitted with a flat-blade impeller and an internal thermometer. Execution of the following procedure provided 70-80% of simvastatin hydroxy acid, sodium salt in a single crop as a white solid with a chemical purity of at least 96% according to HPLC analysis. To the RBF was charged, sequentially: monacolin J hydroxy acid (10 g), 1M NaOH (32.5 mL) and deionized water (13 mL). The mixture was stirred until all solid was dissolved prior to the addition of buffer (triethanolamine, 400 mM, pH = 8.5, 66 mL). The pH of the resultant mixture was then adjusted from 9.5 to 8.5 with 5 M HCl (1.2 mL) prior to the addition of enzyme. A pH of at least 7.5 was maintained during the course of the reaction. Enzyme (~0.6-0.75 g of LovD acyltransferase or an equivalent amount of a variant thereof) was charged to the stirred mixture as a powder. The mixture was stirred until homogenous.

[0097] Thioester (methyl 3-(2,2-dimethylbutanoylthio)-propanoate, 11 mL) was added and the resulting biphasic mixture was stirred at 240 rpm at 25°C (internal temperature). The reaction course was followed periodically by taking samples from the reaction mixture, quenching, and analyzing. Additional enzyme (0.127 g of LovD or an equivalent amount of a variant thereof) was charged to the stirred mixture after 7 h. After analysis indicated maximum conversion (60-70 hours), the pH of the reaction mixture was adjusted to 9.0 from 7.8 using 10 M NaOH solution (1.6 mL) and the reaction mixture was agitated at 345 rpm for 10 minutes.

[0098] Workup of the reaction mixture may be accomplished by first extracting the aqueous phase with methyl *tert*-butyl ether (MTBE). After extraction with MTBE (2 extractions), the aqueous phase was adjusted to a pH of about 5.3 to 5.4 using 0.5 M HCl while maintaining a temperature below 20°C. The aqueous phase is extracted three times with EtOAc. During each extraction, additional HCl was added, as needed, to maintain the pH of the aqueous phase between 5.3 and 5.4. The EtOAc phases from the 3 extractions were combined. The combined ethyl acetate extracts were filtered through a pad of Celite® (1 g) in a standard G4 sintered glass funnel under reduced pressure to clarify the extract. The filter cake was washed with ethyl acetate (10 mL) and the washings were combined with the filtrate. The filtrate was concentrated as needed or additional EtOAc was added to produce an EtOAc solution with a volume of about 160 mL. This EtOAc solution was used for the next step.

[0099] The reaction can be monitored by any suitable method. One suitable and exemplary method included monitoring by HPLC analysis. For example, a 5 µL aliquot of the reaction mixture was taken and dissolved in 1.0 mL of MeCN:water (95:5). The sample was centrifuged to remove precipitated enzyme and the supernatant was analyzed on a Zorbax Eclipse® C18 column (150 x 4.6 mm, 5 µm) using a mobile phase gradient of water and 0.1% TFA to MeCN and 0.1% TFA. A sample flow rate of 2.0 mL/min with a detection wavelength of 238 nm, a column temperature of 30°C, and an injection volume of 10 µL was used. Percent conversion was calculated by dividing the sum of the area of detectable simvastatin hydroxy acid and simvastatin over the sum of the areas of detectable monacolin J hydroxy acid, monacolin J lactone, simvastatin hydroxy acid and simvastatin. Monacolin J hydroxy acid and simvastatin hydroxy acid both demonstrated a response factor of 1.

Example 4: Preparation of Simvastatin Hydroxy Acid, Ammonium Salt from Simvastatin Hydroxy Acid, Sodium Salt.

[0100] 160 mL of ethyl acetate solution containing simvastatin hydroxy acid, sodium salt from Example 3-was charged to a 250 mL 3-neck RBF and the reaction mixture was stirred at 250 rpm at 21°C. A 1:1 (v/v) mixture of ammonium hydroxide (5 mL) and MeOH (5 mL) was then added dropwise over 10 mins to the reaction mixture while maintaining the internal temperature at 21-22°C. After complete addition of the ammonium hydroxide and MeOH mixture, the stirrer speed was increased and the mixture was agitated for 1 h at 21°C and then for 1 h at 0-5°C. The white solid was then filtered through a standard G4 sintered glass funnel under vacuum and the reaction vessel and filter cake were rinsed with cold EtOAc. The white solid was dried in a vacuum oven (2 mm Hg) at 25°C for 24 h. This provided 10.48 g (78.2%) isolated yield of simvastatin hydroxy acid, ammonium salt as a white solid with a chemical purity of >96% by HPLC analysis.

EP 2 483 293 B1

Example 5: Enzymatic Preparation of Simvastatin Hydroxy Acid, Sodium Salt from Monacolin J Hydroxy Acid, in the Presence of a Thiol Scavenger

5 **[0101]** A 250 mL 3-neck RBF was equipped with an overhead stirrer, a flat-blade impeller and an internal thermometer. The reaction vessel was charged sequentially with the following: monacolin J hydroxy acid (5g), 1M NaOH (16.3 mL), and deionized water (6.7 mL). The mixture was stirred until all solid was dissolved prior to the addition of buffer (triethanolamine, 400 mM, pH = 8.5, 33.3 mL). The pH of the resultant mixture was adjusted from 9.6 to 9.0 with 5 M HCl (0.12 mL) prior to the addition of enzyme. Enzyme (0.10 g of acyltransferase LovD or an equivalent amount of a variant thereof) was charged to the stirred mixture as a powder. The mixture was stirred until homogeneous. Activated charcoal (0.67g) 10 was subsequently added and the mixture was stirred for another 5 minutes at 240 rpm at 25°C.

15 **[0102]** Thioester (methyl 3-(2,2-dimethylbutanoylthio)-propanoate, 5.5 mL) was then added to start the enzymatic reaction. The resulting mixture was stirred at 240 rpm at 25°C (internal temperature). The reaction course was followed periodically by taking samples from the reaction mixture, quenching, and analyzing using HPLC. After analysis indicated maximum conversion (24 h), the reaction mixture was filtered through a pad of Celite (1.5 g) in a standard G4 sintered glass funnel under reduced pressure to remove the charcoal. The 250 mL 3-neck RBF was rinsed with deionized water (5 mL), which was filtered through the same pad of Celite® and then combined with the filtrate. The filter cake was washed with water (5 mL) and the washings were collected and combined with the filtrate. The filtrate was recharged into a new 250 mL 3-neck flask and the pH of the filtrate was adjusted to 9.0 from 8.2 using 10 M NaOH solution (0.55 mL).

20 **[0103]** Workup of the reaction mixture was accomplished by first extracting the aqueous phase with methyl *tert*-butyl ether. After extraction with MTBE (2 extractions), the aqueous phase was adjusted to a pH of about 5.3 to 5.4 using 0.5 M HCl while maintaining a temperature below 20°C. The aqueous phase was extracted three times with EtOAc. During each extraction, additional HCl was added, as needed, to maintain the pH of the aqueous phase between 5.3 and 5.4. The EtOAc phases from the 3 extractions were combined. The combined ethyl acetate extracts were filtered through a pad of Celite® (1 g) in a standard G4 sintered glass funnel under reduced pressure to clarify the extract. The filter cake 25 was washed with ethyl acetate (10 mL) and the washings were combined with the filtrate. The filtrate was concentrated as needed or additional EtOAc was added to produce an EtOAc solution with a volume of about 65 mL. This concentrated EtOAc solution was used for the next step, the formation of simvastatin hydroxy acid, ammonium salt, according to the method of example 4.

30 Example 6: General Method for the Improved Enzymatic Acylation of a Substrate Using a Thioester and a LovD Acyltransferase.

35 **[0104]** To a suitable reaction medium was charged a substrate having a free hydroxyl substituent. Solvent and buffer (as needed) were added. Next, while stirring, thioester (1.1-2.0 eq.) and activated charcoal (~10 g/L of solvent) were added. After homogenization by stirring, the acyltransferase enzyme LovD or a variant thereof (0.01 to 0.2 eq.) were added. The reaction was stirred until completion. Workup included filtration, extraction, and/or concentration to produce the final acylated product.

40 Example 7: Conversion of Monacolin J Hydroxy Acid to Simvastatin Hydroxy Acid Ammonium Salt and Isolation of Simvastatin Hydroxy Acid Ammonium Salt.

45 **[0105]** A 250 mL 3-neck round bottom flask (RBF) was equipped with an overhead stirrer, a flat-blade impeller and an internal thermometer. The reaction vessel was charged with monacolin J hydroxy acid (10 g, 29.58 mmol). Deionized water (112.0 mL) and NH₄OH (4.2 mL) were added subsequently. The mixture was stirred until all solid dissolved prior to the pH adjustment (~2 min). The pH of the resultant mixture was adjusted from 9.2 to 9.0 with 5 M HCl (1.5 mL) prior to the addition of enzyme. LovD enzyme (0.10 g) was charged to the stirred mixture as a powder. The mixture was stirred for 5 minutes at 300 rpm at 25 °C to obtain homogeneity. DMB-S-MMP (methyl 3-(2,2-dimethylbutanoylthio)-propanoate, 7.1 mL, 32.54 mmol, 1.1 eq) was added to start the enzymatic reaction. The resulting biphasic mixture was stirred at 300 rpm at 25 °C (internal temperature). The pH of the reaction was controlled at 9.0 by pH stat and titration with 25% NH₄OH solution. Approximately 97% conversion was obtained after 48 h.

50 **[0106]** Simvastatin hydroxy acid ammonium salt could be isolated from the above reaction as follows. After in-process analysis indicated maximum conversion, the reaction mixture was filtered through a standard G4 sintered glass funnel under reduced pressure. The 250 mL 3-neck RBF was rinsed with chilled deionized water (10 mL) and the slurry was filtered through the same sintered glass funnel. The filter cake was washed twice with chilled deionized water (20 mL) 55 and then washed three times with MTBE (40 mL). The white solid was dried in a vacuum oven (2 mmHg) at 25 °C for 24 h to afford approximately 11.4 to 11.7 g (85 to 87% isolated yield) of simvastatin hydroxy acid ammonium salt as a white solid with a chemical purity of about 97 to 98% (AUC, 238 nm). In one embodiment, the variant having the mutations described in SEQ ID NO: 116 provides good results according to the above conditions. Reaction conditions for the above

EP 2 483 293 B1

examples, including loading amounts of substrate or enzyme, may need to be optimized for the reactivity profile of other variants.

[0107] While various specific embodiments have been illustrated and described, it will be appreciated that various changes can be made without departing from the scope of the invention(s) as defined by the claims.

5

SEQUENCE LISTING

[0108]

10 <110> Collier, Steven James
<111> Teo, Ee Ling
<112> Wilson, Robert John
<113> Xu Junye

15 <120> Improved Lov-D Acyltransferase Mediated Acylation

<130> 376247-044US (105192) {CX2-032}

20

<141> 2010-09-24

<160> 20

<210> 1

<211> 1242

25

<212> DNA

<213> Artificial Sequence

<220>

<223> Codon optimized Aspergillus terreus lovD

30

<400> 1

```

35 atggggttcta tcattgatgc ggctgcggcc gcggaccggtg tggttctgat ggaaacggct 60
   ttccgtaaaag cggttaaaag ccgccagatt ccgggtgctg ttattatggc gcgtgattgt 120
   agtggtaacc tgaactacac tcgctgtttc ggcgcacgca ctgtgcgctc cgacgagtgc 180
   aatcaattac caccgctgca ggtggataca ccatgtcgtc tggcaagcgc tactaaatta 240
   ctgaccacga ttatggcact gcagtgcatt gaacgcggcc tggtagactt ggatgaaact 300
   gttgaccgcc tgctgccgga cctgagcgcg atgccggtgc tgggaaggctt tgatgatgcc 360
   ggcaacgccc gtctgcgcga acgcccgtgtt aaaattacgt tacgccatct gctgacacac 420
40 accagcgggtc tgcgtacgt cttcctgcat ccgctgctgc gcgagtatat ggcccagggt 480
   catttgacaga gcgctgagaa gtttggcatt cagtctcgtc tggcgccgcc agctgttaat 540
   gatccaggcg cggaatggat ttatggcgct aatctggact gggcaggcaa attagtggaa 600
   cgcgcaacgg gcttggacct ggaacagtac ttgcaggaga acatttgcgc gccgctgggc 660
   atcactgata tgacgttcaa actgcagcag cgtccgata tgctggcacg tcgtgccgac 720
45 cagaccacc gcaactccgc ggatggtcgt ctgcgctatg atgactctgt gtattttcgc 780
   gcggacgggtg aagagtgttt cgggggccag ggctgtttca gcggtccagg cagttacatg 840
   aaggttctgc actctctgct gaaacgtgac ggctgtttgc tgcagccaca aaccgtggat 900
   ctgatgttcc agccggcgct ggaaccgcgc ttggaagaac aatgaacca gcatatggac 960
   gcgtcgccgc acatcaacta tggcgggtcca atgcctatgg tcctgcgctc cagcttcggc 1020
50 ctgggtggta tcattgcact ggaggatctg gatggtgaga actggcgtcg taaaggctcg 1080
   ctgacgtttg gtggcgtcc aaacattgtt tggcagattg acccgaaagc gggctctgtgt 1140
   actttagcct ttttccagct ggaaccgtgg aacgaccggt tgtgtcgtga cctgactcgc 1200
   acctttgagc acgcgatcta tgcacagtat caacagggct aa 1242

```

55

<210> 2

<211> 413

<212> PRT

<213> Artificial Sequence

EP 2 483 293 B1

<220>

<223> Codon optimized *Aspergillus terreus* lovD

<400> 2

5

Met Gly Ser Ile Ile Asp Ala Ala Ala Ala Ala Asp Pro Val Val Leu
 1 5 10
 Met Glu Thr Ala Phe Arg Lys Ala Val Lys Ser Arg Gln Ile Pro Gly
 20 25 30
 Ala Val Ile Met Ala Arg Asp Cys Ser Gly Asn Leu Asn Tyr Thr Arg
 35 40 45
 Cys Phe Gly Ala Arg Thr Val Arg Arg Asp Glu Cys Asn Gln Leu Pro
 50 55 60
 Pro Leu Gln Val Asp Thr Pro Cys Arg Leu Ala Ser Ala Thr Lys Leu

15

65 70 75 80
 Leu Thr Thr Ile Met Ala Leu Gln Cys Met Glu Arg Gly Leu Val Asp
 85 90 95
 Leu Asp Glu Thr Val Asp Arg Leu Leu Pro Asp Leu Ser Ala Met Pro
 100 105 110
 Val Leu Glu Gly Phe Asp Asp Ala Gly Asn Ala Arg Leu Arg Glu Arg
 115 120 125
 Arg Gly Lys Ile Thr Leu Arg His Leu Leu Thr His Thr Ser Gly Leu
 130 135 140
 Ser Tyr Val Phe Leu His Pro Leu Leu Arg Glu Tyr Met Ala Gln Gly
 145 150 155 160
 His Leu Gln Ser Ala Glu Lys Phe Gly Ile Gln Ser Arg Leu Ala Pro
 165 170 175

25

Pro Ala Val Asn Asp Pro Gly Ala Glu Trp Ile Tyr Gly Ala Asn Leu
 180 185 190
 Asp Trp Ala Gly Lys Leu Val Glu Arg Ala Thr Gly Leu Asp Leu Glu
 195 200 205
 Gln Tyr Leu Gln Glu Asn Ile Cys Ala Pro Leu Gly Ile Thr Asp Met
 210 215 220
 Thr Phe Lys Leu Gln Gln Arg Pro Asp Met Leu Ala Arg Arg Ala Asp
 225 230 235 240
 Gln Thr His Arg Asn Ser Ala Asp Gly Arg Leu Arg Tyr Asp Asp Ser
 245 250 255
 Val Tyr Phe Arg Ala Asp Gly Glu Glu Cys Phe Gly Gly Gln Gly Val
 260 265 270

35

Phe Ser Gly Pro Gly Ser Tyr Met Lys Val Leu His Ser Leu Leu Lys
 275 280 285
 Arg Asp Gly Leu Leu Leu Gln Pro Gln Thr Val Asp Leu Met Phe Gln
 290 295 300
 Pro Ala Leu Glu Pro Arg Leu Glu Glu Gln Met Asn Gln His Met Asp
 305 310 315 320
 Ala Ser Pro His Ile Asn Tyr Gly Gly Pro Met Pro Met Val Leu Arg
 325 330 335
 Arg Ser Phe Gly Leu Gly Gly Ile Ile Ala Leu Glu Asp Leu Asp Gly
 340 345 350
 Glu Asn Trp Arg Arg Lys Gly Ser Leu Thr Phe Gly Gly Gly Pro Asn
 355 360 365

40

Ile Val Trp Gln Ile Asp Pro Lys Ala Gly Leu Cys Thr Leu Ala Phe
 370 375 380
 Phe Gln Leu Glu Pro Trp Asn Asp Pro Val Cys Arg Asp Leu Thr Arg
 385 390 395 400
 Thr Phe Glu His Ala Ile Tyr Ala Gln Tyr Gln Gln Gly
 405 410

55

<210> 3

EP 2 483 293 B1

<211> 1242
<212> DNA
<213> Artificial Sequence

5 <220>
<223> Variant of lovD

<400> 3

10 atggggttcta tcattgatgc ggctgcgggc gcggaccocgg tggttctgat ggaaacggct 60
ttccgtaaag cggttaaaag ccgccagatt ccgggtgctg ttattatggc gcgtgattgt 120
agtggtaacc tgaactacac tcgctgtttc ggcgcacgca ctgtgcgtcg cgacgagtgc 180
aatcaattac caccgctgca ggtggataca ccatgtcgtc tggcaagcgc tactaaatta 240
15 ctgaccacga ttatggcact gcagtgcatt gaacgcggcc tggtagactt ggatgaaact 300
gttgaccgcc tgctgccgga cctgagcgcg atgccgggtg tgggaaggctt tgatgatgcc 360
ggcaacgccc gtctgcgcga acgccgtggt aaaattacgt tacgccatct gctgacacac 420
accagcggtc tgtcgtacgt cttcctgcat ccgctgctgc gcgagtatat ggcccagggt 480
catttgacaga gcgctgagaa gtttggcatt cagtctcgtc tggcgcgcc agctgtaaat 540
gatccaggcg cggaatggat ttatggcgtc aatctggact gggcaggcaa attagtggaa 600
20 cgcgcaacgg gcttggacct ggaacagtac ttgcaggaga acatttgcgc gccgctgggc 660

atcactgata tgacgttcaa actgcagcag cgtccggata tgctggcacg tcgtgccgac 720
cagaccacc gcaactccgc ggatggtcgt ctgcgctatg atgactctgt gtatthtcgc 780
25 gcggacgggtg aagagtgttt cgggggccag ggcgtgttca gcggccagg cagttacatg 840
aaggttctgc actctctgct gaaacgtgac ggctgttgc tgcagccaca aaccgtggat 900
ctgatgttcc agccggcgtc ggaaccgccc ttggaagaac aaatgaacca gcatatggac 960
gcgtcgccgc acatcaacta tggcgtcca atgcctatgg tcctgcgtcg cagcttcggc 1020
ctgggtggta tcattgcaact ggaggatctg gatggtgaga actggcgtcg taaaggctcg 1080
atgacgtttg gtggcgtcc aaacattgtt tggcagattg acccgaaagc gggctctgtg 1140
30 actttagcct ttttccagct ggaaccgtgg aacgaccggc tgtgtcgtga cctgactcgc 1200
acctttgagc acgcgatcta tgcacagtat caacagggtc aa 1242

<210> 4
<211> 413
35 <212> PRT
<213> Artificial Sequence

<220>
<223> Variant of lovD

40 <400> 4

45

50

55

EP 2 483 293 B1

Met Gly Ser Ile Ile Asp Ala Ala Ala Ala Ala Asp Pro Val Val Leu
 1 5 10 15
 Met Glu Thr Ala Phe Arg Lys Ala Val Lys Ser Arg Gln Ile Pro Gly
 20 25 30
 5 Ala Val Ile Met Ala Arg Asp Cys Ser Gly Asn Leu Asn Tyr Thr Arg
 35 40 45
 Cys Phe Gly Ala Arg Thr Val Arg Arg Asp Glu Cys Asn Gln Leu Pro
 50 55 60
 10 Pro Leu Gln Val Asp Thr Pro Cys Arg Leu Ala Ser Ala Thr Lys Leu
 65 70 75 80
 Leu Thr Thr Ile Met Ala Leu Gln Cys Met Glu Arg Gly Leu Val Asp
 85 90 95
 Leu Asp Glu Thr Val Asp Arg Leu Leu Pro Asp Leu Ser Ala Met Pro
 100 105 110
 15 Val Leu Glu Gly Phe Asp Asp Ala Gly Asn Ala Arg Leu Arg Glu Arg
 115 120 125
 Arg Gly Lys Ile Thr Leu Arg His Leu Leu Thr His Thr Ser Gly Leu
 130 135 140
 Ser Tyr Val Phe Leu His Pro Leu Leu Arg Glu Tyr Met Ala Gln Gly
 145 150 155 160
 20 His Leu Gln Ser Ala Glu Lys Phe Gly Ile Gln Ser Arg Leu Ala Pro
 165 170 175
 Pro Ala Val Asn Asp Pro Gly Ala Glu Trp Ile Tyr Gly Ala Asn Leu
 180 185 190
 25 Asp Trp Ala Gly Lys Leu Val Glu Arg Ala Thr Gly Leu Asp Leu Glu
 195 200 205
 Gln Tyr Leu Gln Glu Asn Ile Cys Ala Pro Leu Gly Ile Thr Asp Met
 210 215 220
 Thr Phe Lys Leu Gln Gln Arg Pro Asp Met Leu Ala Arg Arg Ala Asp
 225 230 235 240
 30 Gln Thr His Arg Asn Ser Ala Asp Gly Arg Leu Arg Tyr Asp Asp Ser
 245 250 255
 Val Tyr Phe Arg Ala Asp Gly Glu Glu Cys Phe Gly Gly Gln Gly Val
 260 265 270
 Phe Ser Gly Pro Gly Ser Tyr Met Lys Val Leu His Ser Leu Leu Lys
 275 280 285
 35 Arg Asp Gly Leu Leu Leu Gln Pro Gln Thr Val Asp Leu Met Phe Gln
 290 295 300
 Pro Ala Leu Glu Pro Arg Leu Glu Glu Gln Met Asn Gln His Met Asp
 305 310 315 320
 40 Ala Ser Pro His Ile Asn Tyr Gly Gly Pro Met Pro Met Val Leu Arg
 325 330 335
 Arg Ser Phe Gly Leu Gly Gly Ile Ile Ala Leu Glu Asp Leu Asp Gly
 340 345 350
 45 Glu Asn Trp Arg Arg Lys Gly Ser Met Thr Phe Gly Gly Gly Pro Asn
 355 360 365
 Ile Val Trp Gln Ile Asp Pro Lys Ala Gly Leu Cys Thr Leu Ala Phe
 370 375 380
 Phe Gln Leu Glu Pro Trp Asn Asp Pro Val Cys Arg Asp Leu Thr Arg
 385 390 395 400
 50 Thr Phe Glu His Ala Ile Tyr Ala Gln Tyr Gln Gln Gly
 405 410

<210> 5

<211> 1242

55 <212> DNA

<213> Artificial Sequence

<220>

EP 2 483 293 B1

<223> Variant of lovD

<400> 5

5 atggggttcta tcattgatgc ggctgcggcc gcggaccggt tggttctgat ggaaacggct 60
 ttccgtaaag cggttaaaag ccgcccagatt ccgggtgctg ttattatggc gcgtgattgt 120
 agtgggtaacc tgaactacac tcgctgtttc ggcgacacga ctgtgcgtcg cgacgagtgc 180
 aatcaattac caccgctgca ggtggataca ccatgtcgtc tggcaagcgc tactaaatta 240
 10 ctgaccacga ttatggcact gcagtgcatt gaacgcggcc tggtagactt ggatgaaact 300
 gttgaccgcc tgctgccgga cctgagcgcg atgccgggtc tggaggctt tgatgatgcc 360
 ggcaacccgc gtctgcgcga acgcccgtgtt aaaattacgt tacgccatct gctgacacac 420
 accagcggtc tgtcgtacgt cttcctgcat ccgctgctgc gcgagtatat ggcccagggt 480
 catttgacaga gcgctgagaa gtttggcatt cagtctcgtt ttgcgccgcc attagttaat 540
 gatccaggcg cggaatggat ttatggcgtc tctctggact gggcaggcaa attagtggaa 600
 15 cgcgcaacgg gcttggacct ggaacagtac ttgcaggaga acatttgcgc gccgctgggc 660
 atcactgata tgacgttcaa actgcagcag cgtccggata tgctggcacg tcgtgccgac 720
 cagaccacc gcaactccag cgatggtcgt ctgcgctatg atgactctgt gtattttcgc 780
 gcggacgggtg aagagtgttt cgggggcccag ggcgtgttca gcggtccagg cagttacatg 840
 aaggttctgc actcctcgtc gaaacgtgac ggcctgttgc tgcagccaca aaccgtggat 900
 20 ctgatgttcc agccggcgtc ggaaccgccc ttggaagaac aatgaacca gcatatggac 960
 gcgtcggccg acatcaacta tggcgggtcca atgcctatgg tcctgcgtcg cagcttcggc 1020
 ctgggtggta tcattgcact ggaggatctg gatggtgaga actggcgtcg taaaggctcg 1080
 atgacgtttg gtggcgtcc aaacattggt tggcagattg acccgaaagc gggctctgtgt 1140
 actttagcct tttccagct ggaaccgtgg aacgaccggt tgtgtcgtga cctgactcgc 1200
 acctttgagc acgcatccta tgcacagtat caacagggct aa 1242

25

<210> 6

<211> 413

<212> PRT

<213> Artificial Sequence

30

<220>

<223> Variant of lovD

<400> 6

35

Met Gly Ser Ile Ile Asp Ala Ala Ala Ala Ala Asp Pro Val Val Leu
 1 5 10 15
 Met Glu Thr Ala Phe Arg Lys Ala Val Lys Ser Arg Gln Ile Pro Gly
 20 25 30
 40 Ala Val Ile Met Ala Arg Asp Cys Ser Gly Asn Leu Asn Tyr Thr Arg
 35 40 45
 Cys Phe Gly Ala Arg Thr Val Arg Arg Asp Glu Cys Asn Gln Leu Pro
 50 55 60
 45 Pro Leu Gln Val Asp Thr Pro Cys Arg Leu Ala Ser Ala Thr Lys Leu
 65 70 75 80
 Leu Thr Thr Ile Met Ala Leu Gln Cys Met Glu Arg Gly Leu Val Asp
 85 90 95
 Leu Asp Glu Thr Val Asp Arg Leu Leu Pro Asp Leu Ser Ala Met Pro
 100 105 110

50

55

EP 2 483 293 B1

Val Leu Glu Gly Phe Asp Asp Ala Gly Asn Pro Arg Leu Arg Glu Arg
 115 120 125
 Arg Gly Lys Ile Thr Leu Arg His Leu Leu Thr His Thr Ser Gly Leu
 130 135 140
 5 Ser Tyr Val Phe Leu His Pro Leu Leu Arg Glu Tyr Met Ala Gln Gly
 145 150 155 160
 His Leu Gln Ser Ala Glu Lys Phe Gly Ile Gln Ser Arg Phe Ala Pro
 165 170 175
 10 Pro Leu Val Asn Asp Pro Gly Ala Glu Trp Ile Tyr Gly Ala Ser Leu
 180 185 190
 Asp Trp Ala Gly Lys Leu Val Glu Arg Ala Thr Gly Leu Asp Leu Glu
 195 200 205
 Gln Tyr Leu Gln Glu Asn Ile Cys Ala Pro Leu Gly Ile Thr Asp Met
 210 215 220
 15 Thr Phe Lys Leu Gln Gln Arg Pro Asp Met Leu Ala Arg Arg Ala Asp
 225 230 235 240
 Gln Thr His Arg Asn Ser Ser Asp Gly Arg Leu Arg Tyr Asp Asp Ser
 245 250 255
 Val Tyr Phe Arg Ala Asp Gly Glu Glu Cys Phe Gly Gly Gln Gly Val
 260 265 270
 20 Phe Ser Gly Pro Gly Ser Tyr Met Lys Val Leu His Ser Leu Leu Lys
 275 280 285
 Arg Asp Gly Leu Leu Leu Gln Pro Gln Thr Val Asp Leu Met Phe Gln
 290 295 300
 25 Pro Ala Leu Glu Pro Arg Leu Glu Glu Gln Met Asn Gln His Met Asp
 305 310 315 320
 Ala Ser Pro His Ile Asn Tyr Gly Gly Pro Met Pro Met Val Leu Arg
 325 330 335
 Arg Ser Phe Gly Leu Gly Gly Ile Ile Ala Leu Glu Asp Leu Asp Gly
 340 345 350
 30 Glu Asn Trp Arg Arg Lys Gly Ser Met Thr Phe Gly Gly Gly Pro Asn
 355 360 365
 Ile Val Trp Gln Ile Asp Pro Lys Ala Gly Leu Cys Thr Leu Ala Phe
 370 375 380
 Phe Gln Leu Glu Pro Trp Asn Asp Pro Val Cys Arg Asp Leu Thr Arg
 385 390 395 400
 35 Thr Phe Glu His Ala Ile Tyr Ala Gln Tyr Gln Gln Gly
 405 410

<210> 7
 <211> 1242
 40 <212> DNA
 <213> Artificial Sequence

<220>
 <223> Variant of lovD

45 <400> 7

50

55

EP 2 483 293 B1

atggggttcta tcattgatgc ggctgcggcc gcggaccggt tggttctgat ggaaacggct 60
 ttccgtaaag cggttaaaag ccgccagatt ccgggtgctg ttattatggc gcgtgattgt 120
 agtggttaacc tgaactacac tcgctgtttc ggcgcacgca ctgtgcgtcg cgacgagtgc 180
 5 aatcaattac caccgctgca ggtggatata ccatgtcgtc tggcaagcgc tactaaatta 240
 ctgaccacga ttatggcact gcagtgcatt gaacgcggcc tggtagactt ggatgaaact 300
 gttgaccgcc tgctgccgga cctgagcgcg atgccggtgc tgggaaggctt tgatgatgcc 360
 ggcaaccgca gtctgcgcga acgccgtggt aaaattacgt tacgccatct gctgacacac 420
 accagcggtc tgtcgtacgt cttcctgcat ccgctgctgc gcgagtatat ggcccagggt 480
 10 catttgcaaga gcgctgagaa gtttggcatt cagtctcgtt ttgcgccgcc attagttaat 540
 gatccaggcg cggaatggat ttatggcgct tctctggact gggcaggcaa attagtggaa 600
 cgcgcaacgg gcttggacct ggaacagtac ttgcaggaga acatttgccg gccgctgggc 660
 atcactgata tgacgttcaa actgcagcag cgtccggata tgctggcagc tcgtgccgac 720
 cagaccacc gcaactccag cgatggtcgt ctgcgctatg atgactctgt gtattttcgc 780
 gcggacggtg aagagtgttt cgggggccag ggcgtgttca gcagtccagg cagttacatg 840
 15 aaggttctgc actctctgct gaaacgtgac ggctctgtgc tgcagccaca aaccgtggat 900
 ctgatgttcc agccggcgct ggaaccgccc ttggaagaac aatgaacca gcatatggac 960

gcgtgccgca acatcaacta tggcgggtcca atgcctatgg tcctgcgtcg cagcttcggc 1020
 20 ctgggtggta tcattgcaact ggaggatctg gatggtgaga actggcgtcg taaaggctcg 1080
 atgacgtttg gtggcgggtcc aacattgtt tggcagattg acccgaaagc gggctctgtgt 1140
 actttagcct ttttccagct ggaaccgtgg aacgaccggt tgtgtcgtga cctgactcgc 1200
 acctttgagc acgcgatcta tgcacagtat caacagggct aa 1242

<210> 8
 25 <211> 413
 <212> PRT
 <213> Artificial Sequence

<220>
 30 <223> Variant of lovD

<400> 8

35

40

45

50

55

EP 2 483 293 B1

Met Gly Ser Ile Ile Asp Ala Ala Ala Ala Ala Asp Pro Val Val Leu
 1 5 10 15
 Met Glu Thr Ala Phe Arg Lys Ala Val Lys Ser Arg Gln Ile Pro Gly
 20 25 30
 5 Ala Val Ile Met Ala Arg Asp Cys Ser Gly Asn Leu Asn Tyr Thr Arg
 35 40 45
 Cys Phe Gly Ala Arg Thr Val Arg Arg Asp Glu Cys Asn Gln Leu Pro
 50 55 60
 10 Pro Leu Gln Val Asp Thr Pro Cys Arg Leu Ala Ser Ala Thr Lys Leu
 65 70 75 80
 Leu Thr Thr Ile Met Ala Leu Gln Cys Met Glu Arg Gly Leu Val Asp
 85 90 95
 Leu Asp Glu Thr Val Asp Arg Leu Leu Pro Asp Leu Ser Ala Met Pro
 100 105 110
 15 Val Leu Glu Gly Phe Asp Asp Ala Gly Asn Pro Arg Leu Arg Glu Arg
 115 120 125
 Arg Gly Lys Ile Thr Leu Arg His Leu Leu Thr His Thr Ser Gly Leu
 130 135 140
 Ser Tyr Val Phe Leu His Pro Leu Leu Arg Glu Tyr Met Ala Gln Gly
 145 150 155 160
 20 His Leu Gln Ser Ala Glu Lys Phe Gly Ile Gln Ser Arg Phe Ala Pro
 165 170 175
 Pro Leu Val Asn Asp Pro Gly Ala Glu Trp Ile Tyr Gly Ala Ser Leu
 180 185 190
 Asp Trp Ala Gly Lys Leu Val Glu Arg Ala Thr Gly Leu Asp Leu Glu
 195 200 205
 25 Gln Tyr Leu Gln Glu Asn Ile Cys Ala Pro Leu Gly Ile Thr Asp Met
 210 215 220
 Thr Phe Lys Leu Gln Gln Arg Pro Asp Met Leu Ala Arg Arg Ala Asp
 225 230 235 240
 30 Gln Thr His Arg Asn Ser Ser Asp Gly Arg Leu Arg Tyr Asp Asp Ser
 245 250 255
 Val Tyr Phe Arg Ala Asp Gly Glu Glu Cys Phe Gly Gly Gln Gly Val
 260 265 270
 Phe Ser Ser Pro Gly Ser Tyr Met Lys Val Leu His Ser Leu Leu Lys
 275 280 285
 35 Arg Asp Gly Leu Leu Leu Gln Pro Gln Thr Val Asp Leu Met Phe Gln
 290 295 300
 Pro Ala Leu Glu Pro Arg Leu Glu Glu Gln Met Asn Gln His Met Asp
 305 310 315 320
 Ala Ser Pro His Ile Asn Tyr Gly Gly Pro Met Pro Met Val Leu Arg
 325 330 335
 40 Arg Ser Phe Gly Leu Gly Gly Ile Ile Ala Leu Glu Asp Leu Asp Gly
 340 345 350
 Glu Asn Trp Arg Arg Lys Gly Ser Met Thr Phe Gly Gly Gly Pro Asn
 355 360 365
 45 Ile Val Trp Gln Ile Asp Pro Lys Ala Gly Leu Cys Thr Leu Ala Phe
 370 375 380
 Phe Gln Leu Glu Pro Trp Asn Asp Pro Val Cys Arg Asp Leu Thr Arg
 385 390 395 400
 50 Thr Phe Glu His Ala Ile Tyr Ala Gln Tyr Gln Gln Gly
 405 410

<210> 9

<211> 1242

<212> DNA

55 <213> Artificial Sequence

<220>

<223> Variant of lovD

EP 2 483 293 B1

<400> 9

```

5      atgggttcta tcattgatgc ggctgcggcc gcggaccggt tggttctgat ggaacgggct 60
      ttccgtaaag cggttaaaag ccgcccagatt ccgggtgctg ttattatggc gcgtgattgt 120
      agtggtaacc tgaactacac tcgctgtttc ggcgcacgca ctgtgcgtcg cgacgagtgc 180
      aatcaattac caccgctgca ggtggataca ccatgtcgtc tggcaagcgc tactaaatta 240
      ctgaccacga ttatggcaact gcagtgcatt gaacgcggcc tggtagactt ggatgaaact 300
      gttgaccgcc tgctgccgga cctgagcgcg atgccgggtc tgggaaggctt tgatgatgcc 360
10     ggcaacccgc gtctgcgca acgcccgtgg aaattacgt tacgccatct gctgacacac 420
      accagcggtc tgcctgacgt cttcctgcat ccgctgctgc gcgagtatgt tgcccagggt 480
      catttgacaga gcgctgagaa gtttggcatt cagaatcgtt ttgcgccgcc attagttaat 540
      gatccaggcg cggaatggat ttatggcgct tctctggact gggcaggcaa attagtggaa 600
      cgcgcaacgg gcttggacct ggaacagtac ttgcaggaga acatttgcgc gccgctgggc 660
      atcactgata tgacgttcaa actgcagcag cgtccggata tgctggcacg tcgtgccgac 720
15     cagaccacc gcaactccag cgatggtcgt ctgcgctatg atgactctgt gtattttcgc 780
      gcggacgggtg aagagtgttt cgggggcccag ggctgtttca gcagtccagg cagttacatg 840
      aaggttctgc actctctgct gaaacgtgac ggctgttgc tgcagccaca aaccgtggat 900
      ctgatgttcc agccggcgct ggaaccgccc ttggaagaac aatgaacca gcatatggac 960
      gcgtcgccgc acatcaacta tggcgggtcca atgcctatgg tcctgcgtcg cagcttcggc 1020
20     ctgggtggta tcattgcact ggaggatctg gatggtgaga actggcgtcg taaaggctcg 1080
      atgacgtttg gtggcggctc aaacattggt tggcagattg acccgaaagc gggctctgtgt 1140
      actttagcct tttccagct ggaaccgtgg aacgaccggt tgtgtcgtga cctgactcgc 1200
      acctttgagc acgcatcta tgcacagtat caacagggct aa 1242

```

<210> 10

25 <211> 413

<212> PRT

<213> Artificial Sequence

<220>

30 <223> Variant of lovD

<400> 10

```

35     Met Gly Ser Ile Ile Asp Ala Ala Ala Ala Ala Asp Pro Val Val Leu
      1           5           10           15
      Met Glu Thr Ala Phe Arg Lys Ala Val Lys Ser Arg Gln Ile Pro Gly
      20           25           30
      Ala Val Ile Met Ala Arg Asp Cys Ser Gly Asn Leu Asn Tyr Thr Arg
      35           40           45
40     Cys Phe Gly Ala Arg Thr Val Arg Arg Asp Glu Cys Asn Gln Leu Pro
      50           55           60
      Pro Leu Gln Val Asp Thr Pro Cys Arg Leu Ala Ser Ala Thr Lys Leu
      65           70           75           80
      Leu Thr Thr Ile Met Ala Leu Gln Cys Met Glu Arg Gly Leu Val Asp
      85           90           95
45     Leu Asp Glu Thr Val Asp Arg Leu Leu Pro Asp Leu Ser Ala Met Pro
      100          105          110
      Val Leu Glu Gly Phe Asp Asp Ala Gly Asn Pro Arg Leu Arg Glu Arg
      115          120          125
50     Arg Gly Lys Ile Thr Leu Arg His Leu Leu Thr His Thr Ser Gly Leu
      130          135          140
      Ser Tyr Val Phe Leu His Pro Leu Leu Arg Glu Tyr Val Ala Gln Gly

```

55

EP 2 483 293 B1

	145				150				155					160		
	His	Leu	Gln	Ser	Ala	Glu	Lys	Phe	Gly	Ile	Gln	Asn	Arg	Phe	Ala	Pro
					165					170				175		
5	Pro	Leu	Val	Asn	Asp	Pro	Gly	Ala	Glu	Trp	Ile	Tyr	Gly	Ala	Ser	Leu
				180					185					190		
	Asp	Trp	Ala	Gly	Lys	Leu	Val	Glu	Arg	Ala	Thr	Gly	Leu	Asp	Leu	Glu
			195					200					205			
	Gln	Tyr	Leu	Gln	Glu	Asn	Ile	Cys	Ala	Pro	Leu	Gly	Ile	Thr	Asp	Met
		210					215					220				
10	Thr	Phe	Lys	Leu	Gln	Gln	Arg	Pro	Asp	Met	Leu	Ala	Arg	Arg	Ala	Asp
	225					230						235				240
	Gln	Thr	His	Arg	Asn	Ser	Ser	Asp	Gly	Arg	Leu	Arg	Tyr	Asp	Asp	Ser
				245					250					255		
	Val	Tyr	Phe	Arg	Ala	Asp	Gly	Glu	Glu	Cys	Phe	Gly	Gly	Gln	Gly	Val
			260					265						270		
15	Phe	Ser	Ser	Pro	Gly	Ser	Tyr	Met	Lys	Val	Leu	His	Ser	Leu	Leu	Lys
			275					280					285			
	Arg	Asp	Gly	Leu	Leu	Leu	Gln	Pro	Gln	Thr	Val	Asp	Leu	Met	Phe	Gln
		290					295					300				
	Pro	Ala	Leu	Glu	Pro	Arg	Leu	Glu	Glu	Gln	Met	Asn	Gln	His	Met	Asp
20	305					310					315					320
	Ala	Ser	Pro	His	Ile	Asn	Tyr	Gly	Gly	Pro	Met	Pro	Met	Val	Leu	Arg
				325					330						335	
	Arg	Ser	Phe	Gly	Leu	Gly	Gly	Ile	Ile	Ala	Leu	Glu	Asp	Leu	Asp	Gly
			340					345						350		
25	Glu	Asn	Trp	Arg	Arg	Lys	Gly	Ser	Met	Thr	Phe	Gly	Gly	Gly	Pro	Asn
		355					360						365			
	Ile	Val	Trp	Gln	Ile	Asp	Pro	Lys	Ala	Gly	Leu	Cys	Thr	Leu	Ala	Phe
		370				375						380				
	Phe	Gln	Leu	Glu	Pro	Trp	Asn	Asp	Pro	Val	Cys	Arg	Asp	Leu	Thr	Arg
	385					390					395					400
30	Thr	Phe	Glu	His	Ala	Ile	Tyr	Ala	Gln	Tyr	Gln	Gln	Gly			
				405					410							

<210> 11
 <211> 1242
 <212> DNA
 <213> Artificial Sequence

<220>
 <223> Variant of lovD

<400> 11

EP 2 483 293 B1

```

atgggttcta tcattgatgc ggctgtggcc gcggacccgg tggttctgat ggaaacggct 60
ttccgtaaag cggttgaaag ccgccagatt ccgggtgctg ttattatggc gcgtgattgt 120
agtggtaacc tgaactacac tcgctgtttc ggcgcacgca ctgtgcgtcg cgacgagtgc 180
aatcaattac caccgctgca ggtggataca ccatgtcgtc tggcaagcgc tactaaatta 240
5 ctgaccacga ttatggcact gcagtgcatt gaacgcggcc tggtagactt ggatgaaact 300
gttgaccgcc tgctgccgga cctgagcgcg atgccggtgc tgggaaggctt tgatgatgcc 360
ggcaacccgc gtctgcgcga acgccgtggt aaaattacgt tacgccatct gctgacacac 420
accagcggtc tgtcgtacgt cttcctgcat ccgctgctgc gcgagtatgt tgcccagggt 480
catttgacaga gcgctgagaa gtttggcatt cagaatcgtt ttgcgccgcc attagttaat 540
10 gatccaggcg cggaatggat ttatggcgtc tctatcgact gggcaggcaa attagtggaa 600
cgcgcaacgg gcttggacct ggaacagtac ttgcaggaga acatttgcgc gccgctgggc 660
atcactgata tgacgttcaa actgcagcag cgtccggata tgctggcacg tcgtgccgac 720
cagaccacc gcaactccag cgatggtaaa ctgcgctatg atgactctgt gtatthttcgc 780
gcggacgggtg aagagtgttt cgggggcccag ggcgtgttca gcagtccagg cagttacatg 840
15 aaggttctgc actctctgct gaaacgtgac ggcctgttgc tgcagccaga aaccgtggat 900
ctgatgttcc agccggcgtc ggaaccgcgc ttggaagaac aatgaacca gcatatggac 960
gcgtcgccgc acatcaacta tggcgggtcca atgcctatgg tcctgcgtcg cagcttcggc 1020
ctgggtggta tcattgcact ggaggatctg gatggtgaga actggcgtcg taaaggctcg 1080
atgacgtttg gtggcgggtcc aaacattggt tggcagattg acccgaaagc gggctctgtgt 1140
actttagtct ttttccagct ggaaccgtgg aacgacccgg tgtgtcgtga cctgactcgc 1200
20 acctttgagc acgcgatcta tgcacagtat caacagggct aa 1242

```

<210> 12

<211> 413

<212> PRT

25 <213> Artificial Sequence

<220>

<223> Variant of lovD

30 <400> 12

35

40

45

50

55

EP 2 483 293 B1

Met Gly Ser Ile Ile Asp Ala Ala Val Ala Ala Asp Pro Val Val Leu
 1 5 10 15
 Met Glu Thr Ala Phe Arg Lys Ala Val Glu Ser Arg Gln Ile Pro Gly
 20 25 30
 Ala Val Ile Met Ala Arg Asp Cys Ser Gly Asn Leu Asn Tyr Thr Arg
 35 40 45
 Cys Phe Gly Ala Arg Thr Val Arg Arg Asp Glu Cys Asn Gln Leu Pro
 50 55 60
 Pro Leu Gln Val Asp Thr Pro Cys Arg Leu Ala Ser Ala Thr Lys Leu
 65 70 75 80
 Leu Thr Thr Ile Met Ala Leu Gln Cys Met Glu Arg Gly Leu Val Asp
 85 90 95
 Leu Asp Glu Thr Val Asp Arg Leu Leu Pro Asp Leu Ser Ala Met Pro
 100 105 110
 Val Leu Glu Gly Phe Asp Asp Ala Gly Asn Pro Arg Leu Arg Glu Arg
 115 120 125
 Arg Gly Lys Ile Thr Leu Arg His Leu Leu Thr His Thr Ser Gly Leu
 130 135 140
 Ser Tyr Val Phe Leu His Pro Leu Leu Arg Glu Tyr Val Ala Gln Gly
 145 150 155 160
 His Leu Gln Ser Ala Glu Lys Phe Gly Ile Gln Asn Arg Phe Ala Pro
 165 170 175
 Pro Leu Val Asn Asp Pro Gly Ala Glu Trp Ile Tyr Gly Ala Ser Ile
 180 185 190
 Asp Trp Ala Gly Lys Leu Val Glu Arg Ala Thr Gly Leu Asp Leu Glu
 195 200 205
 Gln Tyr Leu Gln Glu Asn Ile Cys Ala Pro Leu Gly Ile Thr Asp Met
 210 215 220
 Thr Phe Lys Leu Gln Gln Arg Pro Asp Met Leu Ala Arg Arg Ala Asp
 225 230 235 240
 Gln Thr His Arg Asn Ser Ser Asp Gly Lys Leu Arg Tyr Asp Asp Ser
 245 250 255
 Val Tyr Phe Arg Ala Asp Gly Glu Glu Cys Phe Gly Gly Gln Gly Val
 260 265 270
 Phe Ser Ser Pro Gly Ser Tyr Met Lys Val Leu His Ser Leu Leu Lys
 275 280 285
 Arg Asp Gly Leu Leu Leu Gln Pro Glu Thr Val Asp Leu Met Phe Gln
 290 295 300
 Pro Ala Leu Glu Pro Arg Leu Glu Glu Gln Met Asn Gln His Met Asp
 305 310 315 320
 Ala Ser Pro His Ile Asn Tyr Gly Gly Pro Met Pro Met Val Leu Arg
 325 330 335
 Arg Ser Phe Gly Leu Gly Gly Ile Ile Ala Leu Glu Asp Leu Asp Gly
 340 345 350
 Glu Asn Trp Arg Arg Lys Gly Ser Met Thr Phe Gly Gly Gly Pro Asn
 355 360 365
 Ile Val Trp Gln Ile Asp Pro Lys Ala Gly Leu Cys Thr Leu Val Phe
 370 375 380
 Phe Gln Leu Glu Pro Trp Asn Asp Pro Val Cys Arg Asp Leu Thr Arg
 385 390 395 400
 Thr Phe Glu His Ala Ile Tyr Ala Gln Tyr Gln Gln Gly
 405 410

50
 <210> 13
 <211> 1242
 <212> DNA
 <213> Artificial Sequence

55
 <220>
 <223> Variant of lovD

EP 2 483 293 B1

<400> 13

```

5      atgggttcta tcattgatgc ggctgtggcc gcggaccggt tggttctgat ggaacggct 60
      ttccgtaaag cggttgaaag ccgccagatt ccgggtgctg ttattatggc gcgtgattgt 120
      agtggtcgct tgaactacac tcgctgtttc ggcgcacgca ctgtgcgtcg cgacgagtgc 180
      aatcaattac caccgctgca ggtggataca ccatgtcgtc tggcaagcgc tactaaatta 240
      ctgaccacga ttatggcaact gcagtgcatt gaacgcggcc tggtagactt ggatgaaact 300
      gttgaccgcc tgctgccgga cctgagcgcg atgccgggtc tgggaaggctt tgatgatgcc 360
      ggcaacccgc gtctgcgcga acgccgtggt aaaattacgt tacgccatct gctgacacac 420
10     acccagcgtc tgtcgtacgt cttcctgcat ccgctgctgc gcgagtatgt tgcccagggt 480
      catttgcaag gcgctgagaa gtttggcatt cagaatcgtt ttgcgccgcc attagttaat 540
      gatccaggcg cggaatggat ttatggcgtt ggcatcgact gggcaggcaa attagtggaa 600
      cgcgcaacgg gcttggacct ggaacagtac ttgcaggaga acatttgcgc gccgctgggc 660
      atcactgata tgacgttcaa actgcagcag cgtccggata tgctggcacg tcgtgccgac 720
15     atgaccacc  gcaactccag cgatggtaaa ctgcgctatg atgactctgt gtattttcgc 780
      gcggacgggtg aagagtgttt cgggggcccag ggctgtttca gcagtccagg cagttacatg 840
      aaggttctgc actctctgct gaaacgtgac ggctgttgc tgcagccaga aaccgtggat 900
      ctgatgttcc agccggcgtc ggaaccgcgc ttggaagaac aatgaacca gcatatggac 960
      gcgtcgccgc acatcaacta tggcgggtcca atgcctatgg tcctgcgtcg cagcttcggc 1020
20     ctgggtggtg tcattgcact ggaggatctg gatggtgaga actggcgtcg taaaggctcg 1080
      atgacgtttg gtggcgttcc aaacattatt tggcagattg acccgaaagc gggctctgtg 1140
      actttagtct tttccagct ggaaccgtgg aacgaccggt tgtgtcgtga cctgactcgc 1200
      acctttgaga aagcgcattc tgacacagtat caacagggct aa 1242

```

<210> 14

25 <211> 413

<212> PRT

<213> Artificial Sequence

<220>

30 <223> Variant of lovD

<400> 14

```

35     Met Gly Ser Ile Ile Asp Ala Ala Val Ala Ala Asp Pro Val Val Leu
      1          5          10
      Met Glu Thr Ala Phe Arg Lys Ala Val Glu Ser Arg Gln Ile Pro Gly
      20          25          30
      Ala Val Ile Met Ala Arg Asp Cys Ser Gly Arg Leu Asn Tyr Thr Arg
      35          40          45
40     Cys Phe Gly Ala Arg Thr Val Arg Arg Asp Glu Cys Asn Gln Leu Pro
      50          55          60
      Pro Leu Gln Val Asp Thr Pro Cys Arg Leu Ala Ser Ala Thr Lys Leu
      65          70          75
      Leu Thr Thr Ile Met Ala Leu Gln Cys Met Glu Arg Gly Leu Val Asp
      80          85          90
45     Leu Asp Glu Thr Val Asp Arg Leu Leu Pro Asp Leu Ser Ala Met Pro
      100          105          110
      Val Leu Glu Gly Phe Asp Asp Ala Gly Asn Pro Arg Leu Arg Glu Arg
      115          120          125
50     Arg Gly Lys Ile Thr Leu Arg His Leu Leu Thr His Thr Ser Gly Leu
      130          135          140
      Ser Tyr Val Phe Leu His Pro Leu Leu Arg Glu Tyr Val Ala Gln Gly
      145          150          155
      His Leu Gln Gly Ala Glu Lys Phe Gly Ile Gln Asn Arg Phe Ala Pro
      160          165          170
55     Pro Leu Val Asn Asp Pro Gly Ala Glu Trp Ile Tyr Gly Ala Gly Ile
      175          180          185          190

```

EP 2 483 293 B1

Asp Trp Ala Gly Lys Leu Val Glu Arg Ala Thr Gly Leu Asp Leu Glu
 195 200 205
 Gln Tyr Leu Gln Glu Asn Ile Cys Ala Pro Leu Gly Ile Thr Asp Met
 210 215 220
 5 Thr Phe Lys Leu Gln Gln Arg Pro Asp Met Leu Ala Arg Arg Ala Asp
 225 230 235 240
 Met Thr His Arg Asn Ser Ser Asp Gly Lys Leu Arg Tyr Asp Asp Ser
 245 250 255
 10 Val Tyr Phe Arg Ala Asp Gly Glu Glu Cys Phe Gly Gly Gln Gly Val
 260 265 270
 Phe Ser Ser Pro Gly Ser Tyr Met Lys Val Leu His Ser Leu Leu Lys
 275 280 285
 Arg Asp Gly Leu Leu Leu Gln Pro Glu Thr Val Asp Leu Met Phe Gln
 290 295 300
 15 Pro Ala Leu Glu Pro Arg Leu Glu Glu Gln Met Asn Gln His Met Asp
 305 310 315 320
 Ala Ser Pro His Ile Asn Tyr Gly Gly Pro Met Pro Met Val Leu Arg
 325 330 335
 Arg Ser Phe Gly Leu Gly Gly Ile Ile Ala Leu Glu Asp Leu Asp Gly
 340 345 350
 20 Glu Asn Trp Arg Arg Lys Gly Ser Met Thr Phe Gly Gly Gly Pro Asn
 355 360 365
 Ile Ile Trp Gln Ile Asp Pro Lys Ala Gly Leu Cys Thr Leu Val Phe
 370 375 380
 25 Phe Gln Leu Glu Pro Trp Asn Asp Pro Val Cys Arg Asp Leu Thr Arg
 385 390 395 400
 Thr Phe Glu Lys Ala Ile Tyr Ala Gln Tyr Gln Gln Gly
 405 410

<210> 15
 <211> 1242
 <212> DNA
 <213> Artificial Sequence

<220>
 <223> Variant of lovD

<400> 15

atggggttcta tcattgatgc ggctgtggcc gcggaccgct tggttctgat ggaacggct 60
 40 ttccgtaaag cggttgaaag ccgccagatt ccgggtgctg ttattatggc gcgtgattgt 120
 agcggtcgct tgaactacac tcgctgtttc ggcgacgca ctgtgcgctc cgacgagtgc 180
 aatcaattac caccgctgca ggtggataca ccatgtcgtc tggcaagcgc tactaaatta 240
 ctgaccacga ttatggcact gcagtgcatt gaacgcggcc tggtagactt ggatgaaact 300
 gttgaccgcc tgctgccgga cctgagcgcg atgccggtgc tgggaaggctt tgatgatgcc 360
 45 ggcaaccggc gtctgcgca acgcccgtgtt aaaattacgt tacgccatct gctgacacac 420
 accagcggct tgctgtacgt cttcctgcat ccgctgctgc gcgagtatgt tgcccagggt 480
 catttgacagg gcgctgagaa gtttggcatt cagaatcgtt ttgcgccgcc attagttaat 540
 gatccaggcg cggaatggat ttatggcgct ggcacgact gggcaggcaa attagtggaa 600
 cgcgcaacgg gcttggacct ggaacagtac ttgcaggaga acatttgcgc gccgctgggc 660
 50 atcactgata tgacgttcaa actgcagcag cgcccggata tgctggcagc tcgtgccgac 720
 atgaccaccc gcaactccag cgatggtaaa ctgcgctatg atgacacggt gtattttcgc 780
 gttgacgggtg aagagtgttt cgggggcccag ggcgtgttca gcagtccagg cagttacatg 840
 aaggttctgc actctctgct gaaacgtgac ggcctgttgc tgcagccagg gaccgtggat 900
 ctgatgttcc agccggcgct ggaaccgcgc ttggaagaac aatgaacca gcatatggac 960
 gcgtcgcggc acatcaacta tggcgggtcca atgcctatgg tcctgcgctc cagcttcggc 1020
 55 ctgggtggta tcattgcact ggaggatctg gatggtgaga actggcgtcg taaaggctcg 1080
 atgacgtttg gtggcggctc aaacattatt tggcagattg acccgaaagc gggctctgtg 1140
 acttttagtct ttttccagct ggaaccgtgg agtgaccggc tgtgtcgtga cctgactcgc 1200
 acctttgaga aagcgatcta tgcacagtat caacagggct aa 1242

EP 2 483 293 B1

<210> 16
<211> 413
<212> PRT
<213> Artificial Sequence

5

<220>
<223> Variant of lovD

10

15

20

25

30

35

40

45

50

55

EP 2 483 293 B1

Met Gly Ser Ile Ile Asp Ala Ala Val Ala Ala Asp Pro Val Val Leu
 1 5 10 15
 Met Glu Thr Ala Phe Arg Lys Ala Val Glu Ser Arg Gln Ile Pro Gly
 20 25 30
 Ala Val Ile Met Ala Arg Asp Cys Ser Gly Arg Leu Asn Tyr Thr Arg
 35 40 45
 Cys Phe Gly Ala Arg Thr Val Arg Arg Asp Glu Cys Asn Gln Leu Pro
 50 55 60
 Pro Leu Gln Val Asp Thr Pro Cys Arg Leu Ala Ser Ala Thr Lys Leu
 65 70 75 80
 Leu Thr Thr Ile Met Ala Leu Gln Cys Met Glu Arg Gly Leu Val Asp
 85 90 95
 Leu Asp Glu Thr Val Asp Arg Leu Leu Pro Asp Leu Ser Ala Met Pro
 100 105 110
 Val Leu Glu Gly Phe Asp Asp Ala Gly Asn Pro Arg Leu Arg Glu Arg
 115 120 125
 Arg Gly Lys Ile Thr Leu Arg His Leu Leu Thr His Thr Ser Gly Leu
 130 135 140
 Ser Tyr Val Phe Leu His Pro Leu Leu Arg Glu Tyr Val Ala Gln Gly
 145 150 155 160
 His Leu Gln Gly Ala Glu Lys Phe Gly Ile Gln Asn Arg Phe Ala Pro
 165 170 175
 Pro Leu Val Asn Asp Pro Gly Ala Glu Trp Ile Tyr Gly Ala Gly Ile
 180 185 190
 Asp Trp Ala Gly Lys Leu Val Glu Arg Ala Thr Gly Leu Asp Leu Glu
 195 200 205
 Gln Tyr Leu Gln Glu Asn Ile Cys Ala Pro Leu Gly Ile Thr Asp Met
 210 215 220
 Thr Phe Lys Leu Gln Gln Arg Pro Asp Met Leu Ala Arg Arg Ala Asp
 225 230 235 240
 Met Thr His Arg Asn Ser Ser Asp Gly Lys Leu Arg Tyr Asp Asp Thr
 245 250 255
 Val Tyr Phe Arg Val Asp Gly Glu Glu Cys Phe Gly Gly Gln Gly Val
 260 265 270
 Phe Ser Ser Pro Gly Ser Tyr Met Lys Val Leu His Ser Leu Leu Lys
 275 280 285
 Arg Asp Gly Leu Leu Leu Gln Pro Gly Thr Val Asp Leu Met Phe Gln
 290 295 300
 Pro Ala Leu Glu Pro Arg Leu Glu Glu Gln Met Asn Gln His Met Asp
 305 310 315 320
 Ala Ser Pro His Ile Asn Tyr Gly Gly Pro Met Pro Met Val Leu Arg
 325 330 335
 Arg Ser Phe Gly Leu Gly Gly Ile Ile Ala Leu Glu Asp Leu Asp Gly
 340 345 350
 Glu Asn Trp Arg Arg Lys Gly Ser Met Thr Phe Gly Gly Gly Pro Asn
 355 360 365
 Ile Ile Trp Gln Ile Asp Pro Lys Ala Gly Leu Cys Thr Leu Val Phe
 370 375 380
 Phe Gln Leu Glu Pro Trp Ser Asp Pro Val Cys Arg Asp Leu Thr Arg
 385 390 395 400
 Thr Phe Glu Lys Ala Ile Tyr Ala Gln Tyr Gln Gln Gly
 405 410

<210> 17
 <211> 1242
 <212> DNA
 <213> Artificial Sequence

<220>
 <223> Variant of lovD

EP 2 483 293 B1

<400> 17

```

5      atgggttcta acattgatgc ggctgtggcc gcggacccgg tggttctgat ggaaacggct 60
      ttccgtaaag cggttgaaag ctctcagatt ccgggtgctg ttattatggc gcgtgattgt 120
      agcggtcgct tgaactacac tcgctgtttc ggcgcacgca ctgtgcgtcg cgacgagtgc 180
      aatcaattac caccgctgca ggtggataca ccatgtcgtc tggcaagcgc tactaaatta 240
      ctgaccacga ttatggcaact gcagtgcatt gaacgcggcc tggtagactt ggatgaaact 300
      gttgaccgcc tgctgccgga cctgagcgcg atgccgggtc tgggaaggctt tgatgatgcc 360
      ggcaacccgc gtctgcgcga acgccgtggt aaaattacgt tacgccatct gctgacacac 420
10     accagcggtc tgtcgtacgt cttcctgcat ccgctgctgc gcgagtatgt tgcccagggt 480
      catttgcaagg gcgctgagaa gtttggcatt cagaatcgtt ttgcgccgcc attagttaat 540
      gatccaggcg cggaatggat ttatggcgtt ggcatcgact gggcaggcaa attagtggaa 600
      cgcgcaacgg gcttggacct ggaacagtac ttgcaggaga acatttgcgc gccgctgggc 660
      atcactgata tgacgttcaa actgcagcag cgcccggata tgctggcacg tcgtgccgac 720
15     atgaccacc  gcaactccag cgatggtaaa ctgcgctatg atgacacggg gtatthttcgc 780
      catgacgggtg aagagtgttt cgggggcccag ggctgtttca gcagtccagg cagttacatg 840
      aaggttctgc actctctgct gaaacgtgac ggctgttgc tgcagccagg gaccgtggat 900
      ctgatgttcc agccggcgtt ggaaccgctt ttggaagaac aaatgaacca gcatatggac 960
      gcgtcgccgc acatcaacta tggcgggtcca atgcctatgg tcctgcgtcg cagcttcggc 1020
20     ctgggtggta tcattgcaact ggaggatctg gatggtgaga actggcgtcg taaaggctcg 1080
      atgacgtttg gtggcgttcc aacattatt tggcagattg acccgaaagc gggctctgtgt 1140
      actttagtct tttccagct ggaaccgtgg agtgaccgg tgtgtcgtga cctgactcgc 1200
      acctttgaga aagcgatcta tgcacagtat caacagggct aa 1242

```

<210> 18

25 <211> 413

<212> PRT

<213> Artificial Sequence

<220>

30 <223> Variant of lovD

<400> 18

35

40

45

50

55

EP 2 483 293 B1

	Met	Gly	Ser	Asn	Ile	Asp	Ala	Ala	Val	Ala	Ala	Asp	Pro	Val	Val	Leu
	1				5					10					15	
	Met	Glu	Thr	Ala	Phe	Arg	Lys	Ala	Val	Glu	Ser	Ser	Gln	Ile	Pro	Gly
				20					25					30		
5	Ala	Val	Ile	Met	Ala	Arg	Asp	Cys	Ser	Gly	Arg	Leu	Asn	Tyr	Thr	Arg
			35					40					45			
	Cys	Phe	Gly	Ala	Arg	Thr	Val	Arg	Arg	Asp	Glu	Cys	Asn	Gln	Leu	Pro
	50						55					60				
	Pro	Leu	Gln	Val	Asp	Thr	Pro	Cys	Arg	Leu	Ala	Ser	Ala	Thr	Lys	Leu
10	65					70					75					80
	Leu	Thr	Thr	Ile	Met	Ala	Leu	Gln	Cys	Met	Glu	Arg	Gly	Leu	Val	Asp
				85						90					95	
	Leu	Asp	Glu	Thr	Val	Asp	Arg	Leu	Leu	Pro	Asp	Leu	Ser	Ala	Met	Pro
				100					105						110	
15	Val	Leu	Glu	Gly	Phe	Asp	Asp	Ala	Gly	Asn	Pro	Arg	Leu	Arg	Glu	Arg
			115					120						125		
	Arg	Gly	Lys	Ile	Thr	Leu	Arg	His	Leu	Leu	Thr	His	Thr	Ser	Gly	Leu
	130							135					140			
	Ser	Tyr	Val	Phe	Leu	His	Pro	Leu	Leu	Arg	Glu	Tyr	Val	Ala	Gln	Gly
	145					150						155				160
20	His	Leu	Gln	Gly	Ala	Glu	Lys	Phe	Gly	Ile	Gln	Asn	Arg	Phe	Ala	Pro
				165						170					175	
	Pro	Leu	Val	Asn	Asp	Pro	Gly	Ala	Glu	Trp	Ile	Tyr	Gly	Ala	Gly	Ile
				180					185					190		
25	Asp	Trp	Ala	Gly	Lys	Leu	Val	Glu	Arg	Ala	Thr	Gly	Leu	Asp	Leu	Glu
			195					200						205		
	Gln	Tyr	Leu	Gln	Glu	Asn	Ile	Cys	Ala	Pro	Leu	Gly	Ile	Thr	Asp	Met
	210						215						220			
	Thr	Phe	Lys	Leu	Gln	Gln	Arg	Pro	Asp	Met	Leu	Ala	Arg	Arg	Ala	Asp
30	225					230					235					240
	Met	Thr	His	Arg	Asn	Ser	Ser	Asp	Gly	Lys	Leu	Arg	Tyr	Asp	Asp	Thr
					245					250					255	
	Val	Tyr	Phe	Arg	His	Asp	Gly	Glu	Glu	Cys	Phe	Gly	Gly	Gln	Gly	Val
				260					265						270	
35	Phe	Ser	Ser	Pro	Gly	Ser	Tyr	Met	Lys	Val	Leu	His	Ser	Leu	Leu	Lys
				275				280						285		
	Arg	Asp	Gly	Leu	Leu	Leu	Gln	Pro	Gly	Thr	Val	Asp	Leu	Met	Phe	Gln
				290				295					300			
	Pro	Ala	Leu	Glu	Pro	Arg	Leu	Glu	Glu	Gln	Met	Asn	Gln	His	Met	Asp
	305					310						315				320
40	Ala	Ser	Pro	His	Ile	Asn	Tyr	Gly	Gly	Pro	Met	Pro	Met	Val	Leu	Arg
					325					330					335	
	Arg	Ser	Phe	Gly	Leu	Gly	Gly	Ile	Ile	Ala	Leu	Glu	Asp	Leu	Asp	Gly
				340					345						350	
45	Glu	Asn	Trp	Arg	Arg	Lys	Gly	Ser	Met	Thr	Phe	Gly	Gly	Gly	Pro	Asn
			355					360						365		
	Ile	Ile	Trp	Gln	Ile	Asp	Pro	Lys	Ala	Gly	Leu	Cys	Thr	Leu	Val	Phe
			370				375						380			
	Phe	Gln	Leu	Glu	Pro	Trp	Ser	Asp	Pro	Val	Cys	Arg	Asp	Leu	Thr	Arg
	385					390						395				400
50	Thr	Phe	Glu	Lys	Ala	Ile	Tyr	Ala	Gln	Tyr	Gln	Gln	Gly			
					405						410					

<210> 19

<211> 1242

55 <212> DNA

<213> Artificial Sequence

<220>

EP 2 483 293 B1

<223> Variant of lovD

<400> 19

5 atgggttcta acattgatgc ggctgtggcc gcggacccgg tggttctgat ggaaacggct 60
ttccgtaaag cggttgaaag ctctcagatt ccgggtgctg ttttgatggc gcgtgattgt 120
agcggtcgctc tgaactacac tcgctgtttc ggcgcacgca ctgtgcgctc cgacgagtgc 180
aatcaattac caccgctgca ggtggataca ccatgtcgtc tggcaagcgc tactaaatta 240
10 ctgaccacga ttatggcact gcagtgcatt gaacgcggcc tggtagcgtt ggatgaaact 300
gttgaccgcc tgctgccgga cctgtgcgctg atgccgggtc tggaaaggctt tgatgatgcc 360
ggcaacccgc gtctgcgca acgcccgtggt aaaattacgt tacgccatct gctgacacac 420
accagcggtc tgtcgtacgt cttcctgcat ccgctgctgc gcgagtatgt tgcccagggt 480
catttgcaagg gcgctgagaa gtttggcatt cagaatcgtt ttgcgccgcc attagttaat 540
gatccaggcg cggaatggat ttatggcgtt ggcatcgact gggcaggcaa attagtggaa 600
15 cgcgcaacgg gcttggacct ggaacagtac ttgcaggaga acatttgcgc gccgctgggc 660
atcactgata tgacgttcaa actgcagcag cgcccggata tgctggcacg tcgtgccgac 720
atgaccacc gcaactccag cgatggtaaa ctgcgctatg atgacacgggt gtatthttcgc 780
catgaccggtg aagagtgttt cgggggcccag ggcgtgttca gcagtccagg cagttacatg 840
aaggttctgc actctctgct gaaacgtgac ggcctgttgc tgcagccagg gaccgtggat 900
20 ctgatgttcc agccggcgtt ggaaccgctt ttggaagaac aatgaacca gcatatggac 960
gcgtcgccgc acatcaacta tggcgggtcca atgcctatgg tcatgcgtcg cagcttcggc 1020
ctgggtggta tcattgcaact ggaggatctg gatggtgaga actggcgtcg taaaggctcg 1080
atgacgtttg gtggcggctc aacattatt tggcagattg acccgaaagc gggctctgtgt 1140
actttagtct ttttccagct ggaaccgtgg agtgaccgg tgtgtcgtga cctgactcgc 1200
25 acctttgaga aagcgatcta tgcacagtat caacagggct aa 1242

<210> 20

<211> 413

<212> PRT

<213> Artificial Sequence

30

<220>

<223> Variant of lovD

<400> 20

35

40

45

50

55

Met Gly Ser Asn Ile Asp Ala Ala Val Ala Ala Asp Pro Val Val Leu
 1 5 10 15
 Met Glu Thr Ala Phe Arg Lys Ala Val Glu Ser Ser Gln Ile Pro Gly
 20 25 30
 5 Ala Val Leu Met Ala Arg Asp Cys Ser Gly Arg Leu Asn Tyr Thr Arg
 35 40 45
 Cys Phe Gly Ala Arg Thr Val Arg Arg Asp Glu Cys Asn Gln Leu Pro
 50 55 60
 10 Pro Leu Gln Val Asp Thr Pro Cys Arg Leu Ala Ser Ala Thr Lys Leu
 65 70 75 80
 Leu Thr Thr Ile Met Ala Leu Gln Cys Met Glu Arg Gly Leu Val Arg
 85 90 95
 Leu Asp Glu Thr Val Asp Arg Leu Leu Pro Asp Leu Cys Ala Met Pro
 100 105 110
 15 Val Leu Glu Gly Phe Asp Asp Ala Gly Asn Pro Arg Leu Arg Glu Arg
 115 120 125
 Arg Gly Lys Ile Thr Leu Arg His Leu Leu Thr His Thr Ser Gly Leu
 130 135 140
 Ser Tyr Val Phe Leu His Pro Leu Leu Arg Glu Tyr Val Ala Gln Gly
 145 150 155 160
 20 His Leu Gln Gly Ala Glu Lys Phe Gly Ile Gln Asn Arg Phe Ala Pro
 165 170 175
 Pro Leu Val Asn Asp Pro Gly Ala Glu Trp Ile Tyr Gly Ala Gly Ile
 180 185 190
 Asp Trp Ala Gly Lys Leu Val Glu Arg Ala Thr Gly Leu Asp Leu Glu
 195 200 205
 25 Gln Tyr Leu Gln Glu Asn Ile Cys Ala Pro Leu Gly Ile Thr Asp Met
 210 215 220
 Thr Phe Lys Leu Gln Gln Arg Pro Asp Met Leu Ala Arg Arg Ala Asp
 225 230 235 240
 30 Met Thr His Arg Asn Ser Ser Asp Gly Lys Leu Arg Tyr Asp Asp Thr
 245 250 255
 Val Tyr Phe Arg His Asp Gly Glu Glu Cys Phe Gly Gly Gln Gly Val
 260 265 270
 Phe Ser Ser Pro Gly Ser Tyr Met Lys Val Leu His Ser Leu Leu Lys
 275 280 285
 35 Arg Asp Gly Leu Leu Leu Gln Pro Gly Thr Val Asp Leu Met Phe Gln
 290 295 300
 Pro Ala Leu Glu Pro Arg Leu Glu Glu Gln Met Asn Gln His Met Asp
 305 310 315 320
 Ala Ser Pro His Ile Asn Tyr Gly Gly Pro Met Pro Met Val Met Arg
 325 330 335
 40 Arg Ser Phe Gly Leu Gly Gly Ile Ile Ala Leu Glu Asp Leu Asp Gly
 340 345 350
 Glu Asn Trp Arg Arg Lys Gly Ser Met Thr Phe Gly Gly Gly Pro Asn
 355 360 365
 45 Ile Ile Trp Gln Ile Asp Pro Lys Ala Gly Leu Cys Thr Leu Val Phe
 370 375 380
 Phe Gln Leu Glu Pro Trp Ser Asp Pro Val Cys Arg Asp Leu Thr Arg
 385 390 395 400
 Thr Phe Glu Lys Ala Ile Tyr Ala Gln Tyr Gln Gln Gly
 405 410

Claims

1. A method of making a statin compound, comprising contacting a LovD acyltransferase substrate with a LovD acyltransferase in the presence of a thioester donor and a precipitating agent, under conditions which yield a statin compound, wherein the reaction product is precipitated when the precipitating agent is present.
2. The method of claim 1 in which the precipitating agent is ammonium hydroxide.

3. The method of claim 1 in which:
- (i) the LovD acyltransferase substrate is monacolin J;
 - (ii) the LovD acyltransferase substrate is lovastatin;
 - 5 (iii) the LovD acyltransferase substrate is 6-hydroxy-6-des-methyl-monacolin-J; or
 - (iv) the LovD acyltransferase substrate is pravastatin.
4. The method of claim 3(i) in which the monacolin J is a monacolin J hydroxy acid salt or monacolin J lactone.
- 10 5. The method of claim 3(ii) in which the lovastatin is a lovastatin hydroxy acid salt or lovastatin lactone.
6. The method of claim 3(iii) in which the 6-hydroxyl-6-desmethyl-monacolin J is a 6-hydroxy-6-des-methyl monacolin J hydroxy acid salt or 6-hydroxyl-6-desmethyl monacolin J lactone.
- 15 7. The method of claim 3(iv) in which the pravastatin is a pravastatin hydroxy acid salt or pravastatin lactone.
8. The method of any one of claims 1 to 7 in which the thioester donor is an alpha-dimethylbutyryl thioester, and in which the alpha-dimethylbutyryl thioester is optionally selected from the group consisting of α -dimethylbutyryl-S-methyl-mercaptopropionate (DMB-S-MMP), dimethylbutyryl-S-ethyl mercaptopropionate (DMB-S-EMP), dimethylbutyryl-S-methyl thioglycolate (DMB-S-MTG), dimethylbutyryl-S-methyl mercaptobutyrate (DMB-S-MMB), S-2-acetamidoethyl 2,2-dimethylbutanethioate, S-acetamidomethyl 2,2-dimethylbutanethioate and methyl 2-(2,2-dimethylbutanoylthio)acetate.
- 20 9. The method of claim 8, which: (a) is carried out in an aqueous medium at a pH in the range of about pH 8 to pH 9.5; or (b) is carried out in an aqueous buffer having an initial pH of about pH 9.
- 25 10. The method of claim 8 in which the LovD acyltransferase is a LovD variant with an amino acid sequence selected from Table 2.
- 30 11. The method of claim 8 in which the LovD acyltransferase is a LovD variant with the following mutations relative to SEQ ID NO: 2: I4N; A9V; K26E; R28S; I35L; N43R; D96R; S109C; A123P; M157V; S164G; S172N; L174F; A178L; N191G; L192I; Q241M; A247S; R250K; S256T; A261H; G275S; Q297G; L335M; L361M; V370I; A383V; N391S; and H404K.
- 35 12. A method of making simvastatin hydroxy acid ammonium salt comprising contacting monacolin J or lovastatin with a LovD acyltransferase in the presence of an alpha-dimethylbutyryl thioester donor and ammonium hydroxide under conditions which yield simvastatin hydroxy acid ammonium salt, wherein the reaction product is precipitated.
- 40 13. The method of claim 12, which: (a) is carried out in aqueous solution at a pH in the range of about pH 8 to pH 9.5; or (b) is carried out in an aqueous buffer having an initial pH of about pH 9.

Patentansprüche

- 45 1. Verfahren zur Herstellung einer Statinverbindung, umfassend das Zusammenbringen eines LovD-Acyltransferase-substrats mit einer LovD-Acyltransferase in Gegenwart eines Thioester-Donors und eines Fällungsmittels unter Bedingungen, die eine Statinverbindung ergeben, wobei das Reaktionsprodukt gefällt wird, wenn das Fällungsmittel zugegen ist.
- 50 2. Verfahren nach Anspruch 1, wobei das Fällungsmittel Ammoniumhydroxid ist.
3. Verfahren nach Anspruch 1, wobei
- (i) das LovD-Acyltransferasesubstrat Monacolin J ist;
 - (ii) das LovD-Acyltransferasesubstrat Lovastatin ist;
 - (iii) das LovD-Acyltransferasesubstrat 6-Hydroxy-6-desmethyl-Monacolin-J ist; oder
 - (iv) das LovD-Acyltransferasesubstrat Pravastatin ist.
- 55

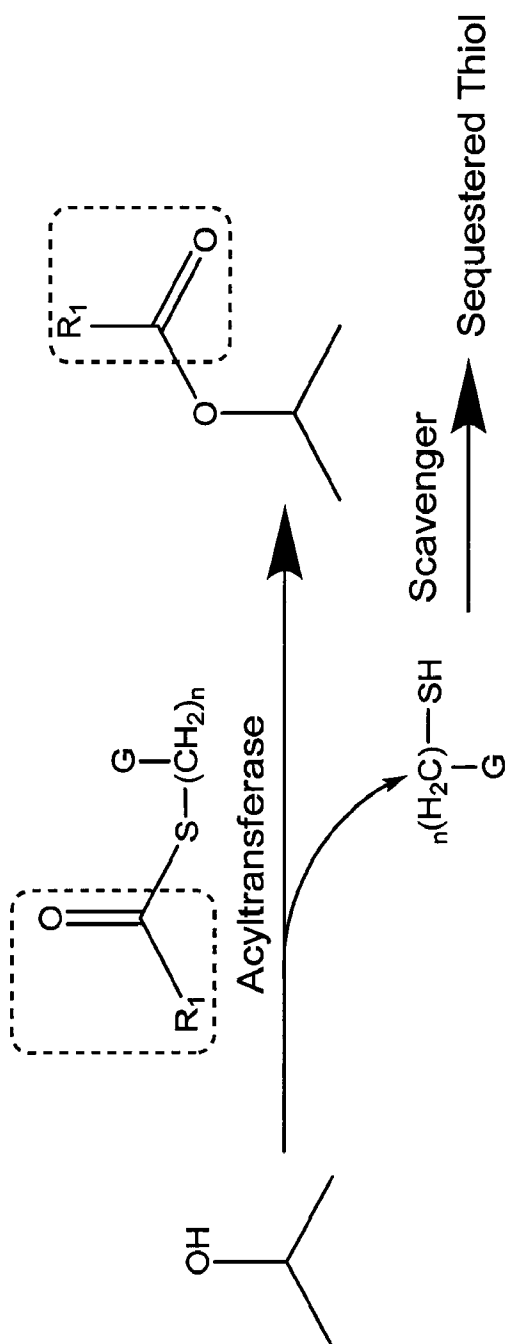
4. Verfahren nach Anspruch 3(i), wobei das Monacolin J ein Monacolin-J-Hydroxysäuresalz oder Monacolin-J-Lacton ist.
5. Verfahren nach Anspruch 3(ii), wobei das Lovastatin ein Lovastatinhydroxysäuresalz oder Lovastatinlacton ist.
6. Verfahren nach Anspruch 3(iii), wobei das 6-Hydroxyl-6-desmethyl-Monacolin J ein 6-Hydroxy-6-desmethyl-Monacolin-J-Hydroxysäuresalz oder 6-Hydroxy-6-des-methyl-Monacolin-J-Lacton ist.
7. Verfahren nach Anspruch 3(iv), wobei das Pravastatin ein Pravastatinhydroxysäuresalz oder Pravastatinlacton ist.
8. Verfahren nach einem der Ansprüche 1 bis 7, wobei der Thioester-Donor ein alpha-Dimethylbutyrylthioester ist, und wobei der alpha-Dimethylbutyrylthioester gegebenenfalls ausgewählt ist aus der Gruppe, bestehend aus α -Dimethylbutyryl-S-methyl-mercaptopropionat (DMB-S-MMP), Dimethylbutyryl-S-ethyl-mercaptopropionat (DMB-S-EMP), Dimethylbutyryl-S-methyl-thioglykolat (DMB-S-MTG), Dimethylbutyryl-S-methyl-mercaptobutyrat (DMB-S-MMB), S-2-Acetamidoethyl-2,2-dimethylbutanthioat, S-Acetamidomethyl-2,2-dimethylbutanthioat und Methyl-2-(2,2-dimethylbutanoylthio)acetat.
9. Verfahren nach Anspruch 8, das (a) in einem wässrigen Medium bei einem pH-Wert im Bereich von etwa pH 8 bis pH 9,5 durchgeführt wird, oder (b) in einem wässrigen Puffer mit einem anfänglichen pH-Wert von etwa pH 9 durchgeführt wird.
10. Verfahren nach Anspruch 8, wobei die LovD-Acyltransferase eine LovD-Variante mit einer aus Tabelle 2 ausgewählten Aminosäuresequenz ist.
11. Verfahren nach Anspruch 8, wobei die LovD-Acyltransferase eine LovD-Variante mit den folgenden Mutationen in Bezug auf SEQ ID NO: 2 ist: I4N; A9V; K26E, R28S; I35L; N43R; D96R; S109C; A123P; M157V; S164G; S172N; L174F; A178L; N191G; L192I; Q241M; A247S; R250K; S256T; A261H; G275S; Q297G; L335M; L361M; V370I; A383V; N391S; und H404K.
12. Verfahren zur Herstellung von Simvastatinhydroxysäureammoniumsalz, umfassend das Zusammenbringen von Monacolin J oder Lovastatin mit einer LovD-Acyltransferase in Gegenwart eines alpha-Dimethylbutyrylthioester-Donors und Ammoniumhydroxid unter Bedingungen, die das Simvastatinhydroxysäureammoniumsalz ergeben, wobei das Reaktionsprodukt gefällt wird.
13. Verfahren nach Anspruch 12, das (a) in einer wässrigen Lösung bei einem pH-Wert im Bereich von etwa pH 8 bis pH 9,5 durchgeführt wird, oder (b) in einem wässrigen Puffer mit einem anfänglichen pH-Wert von etwa pH 9 durchgeführt wird.

Revendications

1. Procédé de fabrication d'un composé de statine, comprenant la mise en contact d'un substrat de LovD acyltransférase avec une LovD acyltransférase en présence d'un donneur de thioester et d'un agent de précipitation, dans des conditions qui produisent un composé de statine, dans lequel le produit de réaction est précipité lorsque l'agent de précipitation est présent.
2. Procédé de la revendication 1 dans lequel l'agent de précipitation est l'hydroxyde d'ammonium.
3. Procédé de la revendication 1 dans lequel :
- (i) le substrat de LovD acyltransférase est la monacoline J ;
 - (ii) le substrat de LovD acyltransférase est la lovastatine ;
 - (iii) le substrat de LovD acyltransférase est la 6-hydroxy-6-des-méthyl-monacoline-J ; ou
 - (iv) le substrat de LovD acyltransférase est la pravastatine.
4. Procédé de la revendication 3(i) dans lequel la monacoline J est un sel d'hydroxyacide de monacoline J ou une lactone de monacoline J.

EP 2 483 293 B1

5. Procédé de la revendication 3(ii) dans lequel la lovastatine est un sel d'hydroxyacide de lovastatine ou une lactone de lovastatine.
6. Procédé de la revendication 3(iii) dans lequel la 6-hydroxyl-6-desméthyl-monacoline J est un sel d'hydroxyacide de 6-hydroxy-6-des-méthyl-monacoline J ou une lactone de 6-hydroxy-6-des-méthyl-monacoline J.
7. Procédé de la revendication 3(iv) dans lequel la pravastatine est un sel d'hydroxyacide de pravastatine ou une lactone de pravastatine.
8. procédé de l'une quelconque des revendications 1 à 7 dans lequel le donneur de thioester est un thioester d'alpha-diméthylbutyryle, et dans lequel le thioester d'alpha-diméthylbutyryle est facultativement choisi dans le groupe constitué des α -diméthylbutyryl-S-méthyl-mercaptopropionate (DMB-S-MMP), diméthylbutyryl-S-éthyl-mercaptopropionate (DMB-S-EMP), diméthylbutyryl-S-méthyl-thioglycolate (DMB-S-MTG), diméthylbutyryl-S-méthyl-mercaptopbutyrate (DMB-S-MMB), S-2-acétamidoéthyl-2,2-diméthylbutanéthioate, S-acétamidométhyl-2,2-diméthylbutanéthioate et méthyl-2-(2,2-diméthylbutanoylthio)acétate.
9. Procédé de la revendication 8, qui : (a) est conduit dans un milieu aqueux à un pH dans la plage d'environ pH 8 à pH 9,5 ; ou (b) est conduit dans un tampon aqueux ayant un pH initial d'environ pH 9.
10. Procédé de la revendication 8 dans lequel la LovD acyltransférase est un variant de LovD avec une séquence d'acides aminés choisie dans le tableau 2.
11. Procédé de la revendication 8 dans lequel la LovD acyltransférase est un variant de LovD ayant les mutations suivantes par rapport à SEQ ID NO: 2 : 14N ; A9V ; K26E ; R28S ; I35L ; N43R ; D96R ; S109C ; A123P ; M157V ; S164G ; S172N ; L174F ; A178L ; N191G ; L192I ; Q241M ; A247S ; R250K ; S256T ; A261H ; G275S ; Q297G ; L335M ; L361M ; V370I ; A383V ; N391S ; et H404K.
12. Procédé de fabrication de sel d'ammonium d'hydroxyacide de simvastatine comprenant la mise en contact de monacoline J ou de lovastatine avec une LovD acyltransférase en présence d'un donneur de thioester d'alpha-diméthylbutyryle et d'hydroxyde d'ammonium dans des conditions qui produisent un sel d'ammonium d'hydroxyacide de simvastatine, dans lequel le produit de réaction est précipité.
13. Procédé de la revendication 12, qui : (a) est conduit dans une solution aqueuse à un pH dans la plage d'environ pH 8 à pH 9,5 ; ou (b) est conduit dans un tampon aqueux ayant un pH initial d'environ pH 9.

**FIGURE 1**

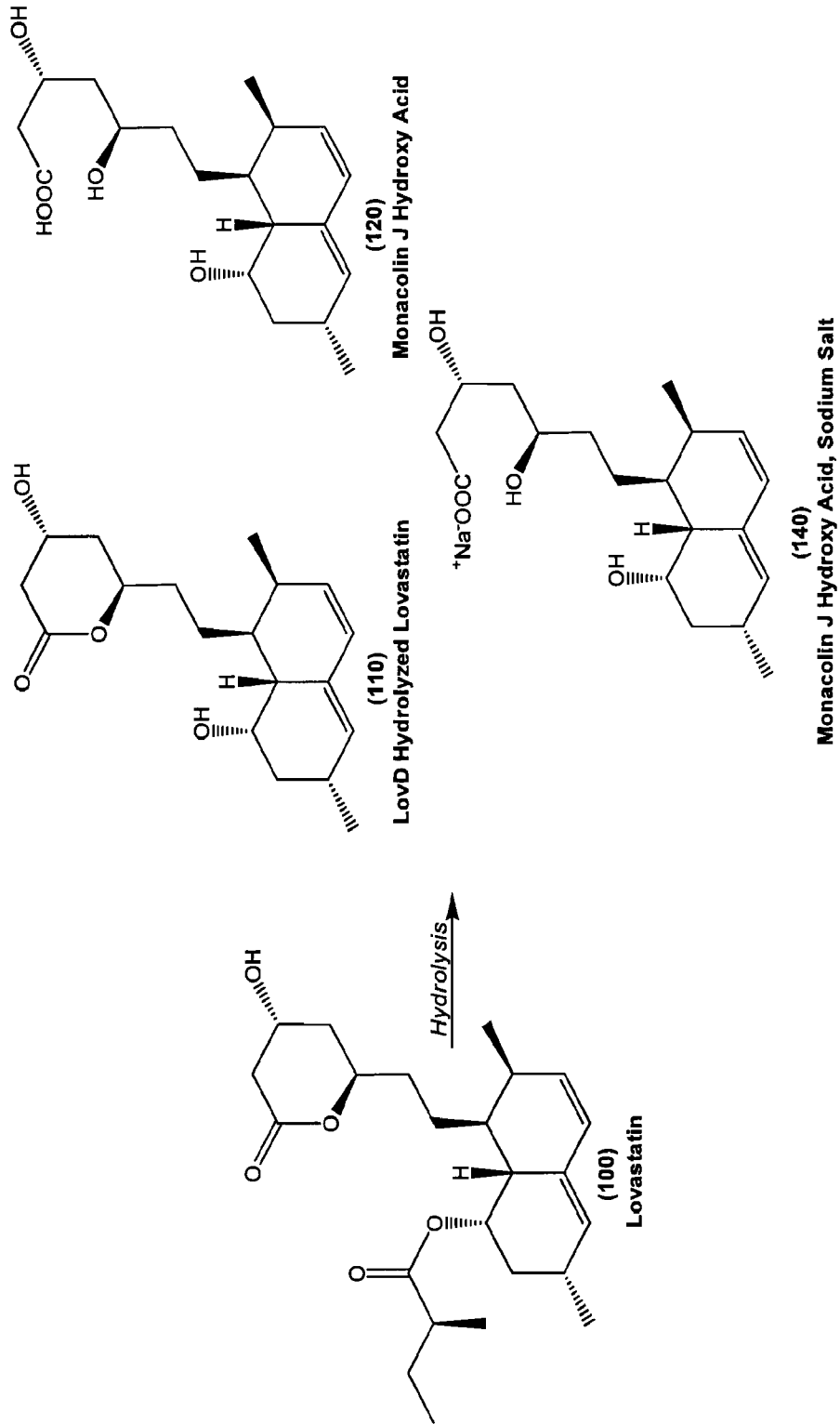


FIGURE 2

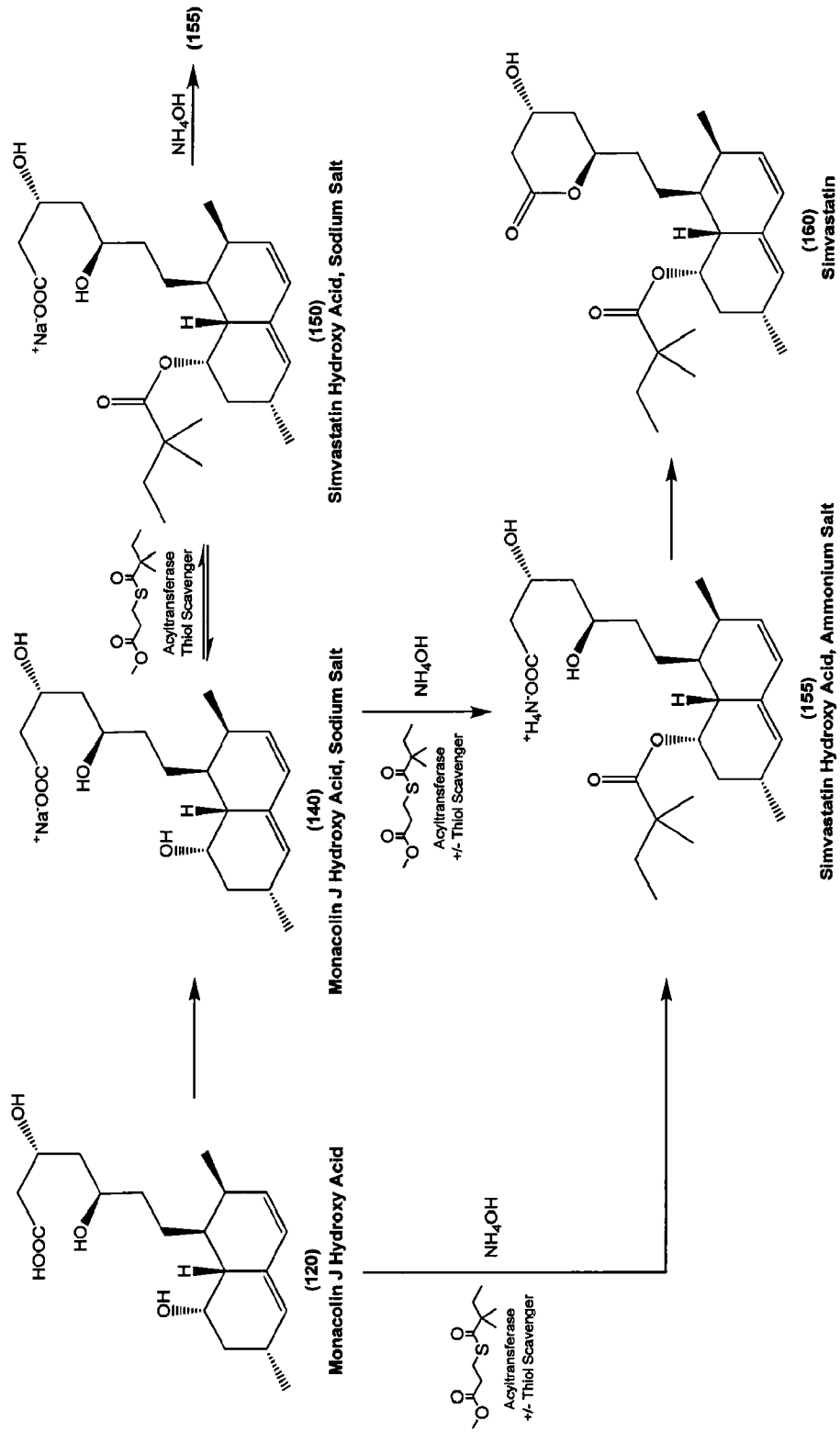


FIGURE 3

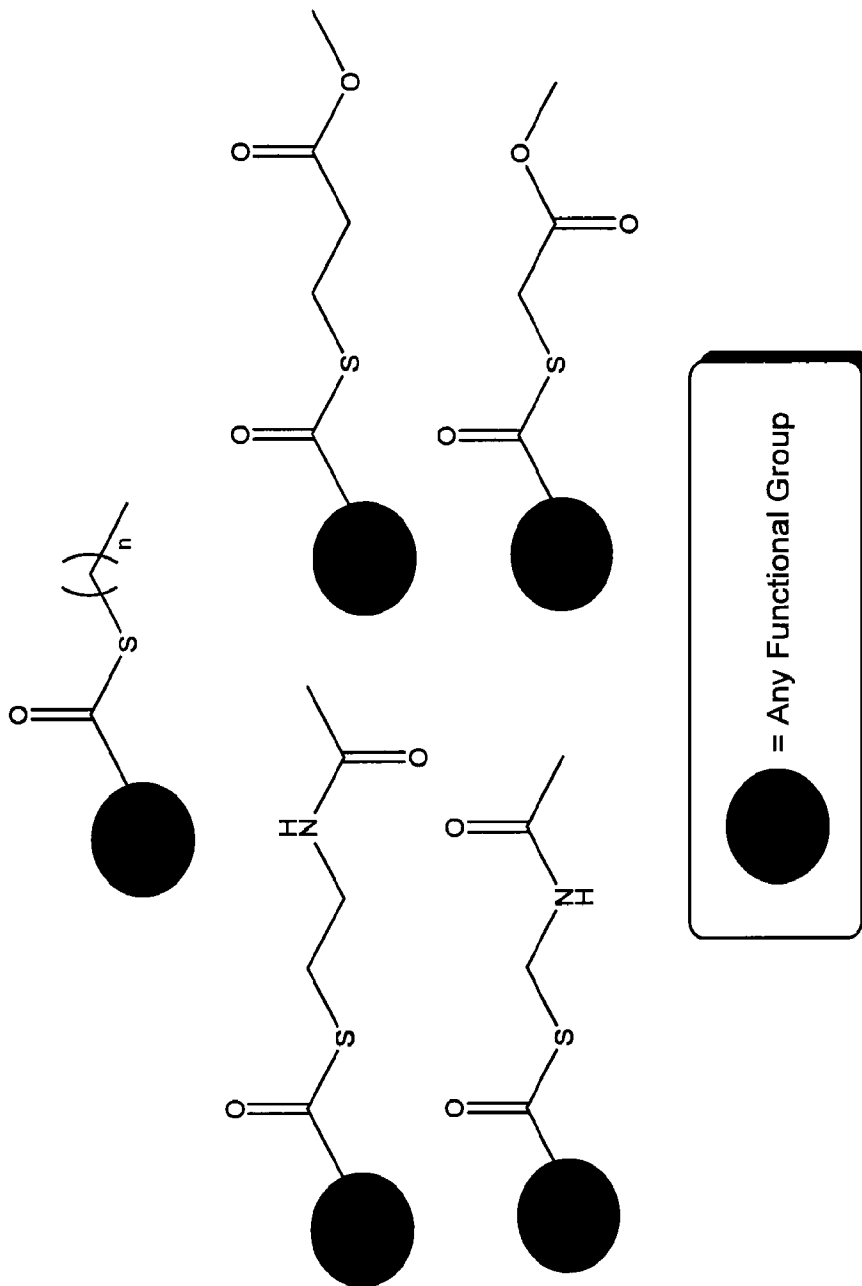


FIGURE 4

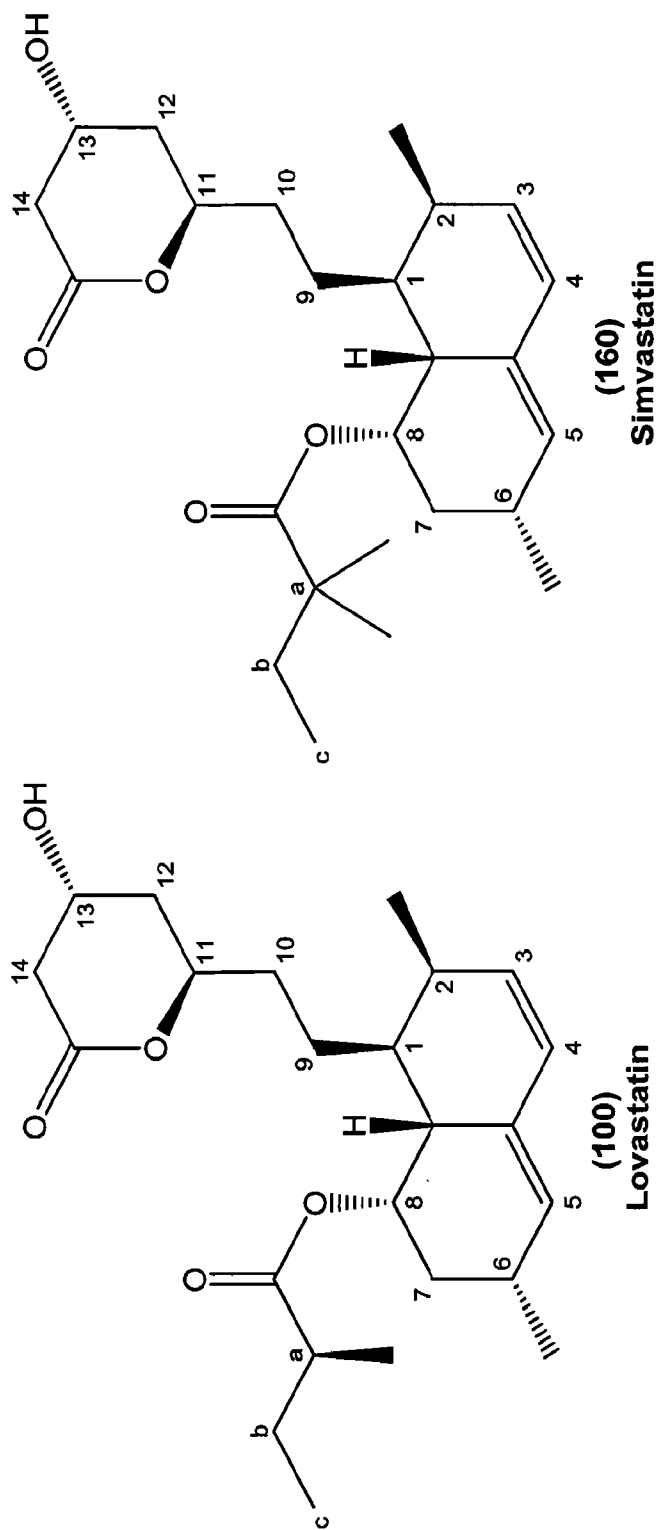


FIGURE 5

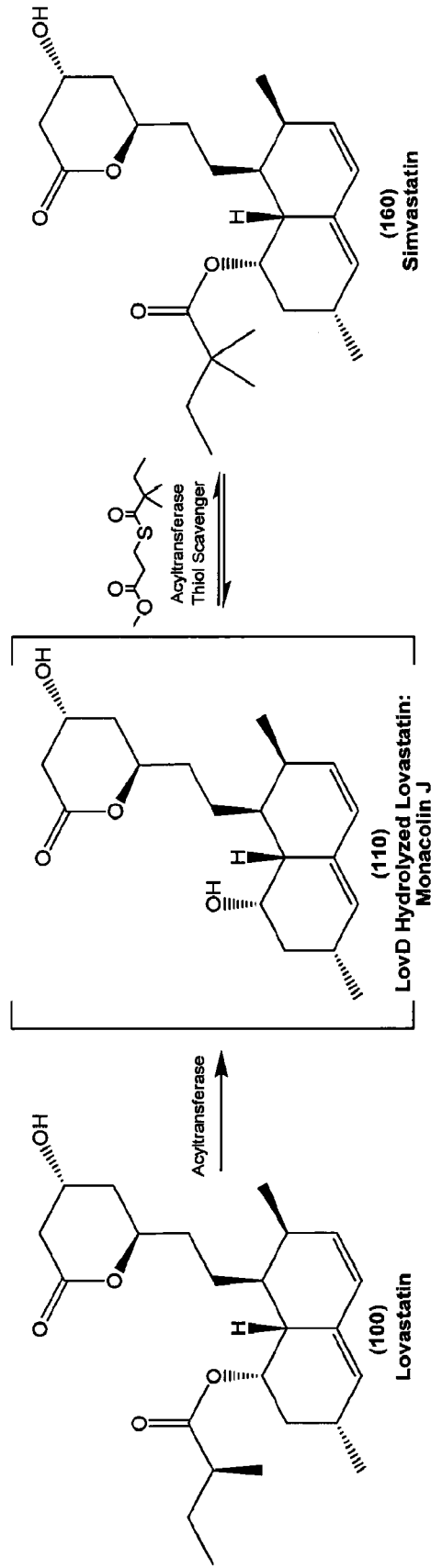


FIGURE 6

REFERENCES CITED IN THE DESCRIPTION

This list of references cited by the applicant is for the reader's convenience only. It does not form part of the European patent document. Even though great care has been taken in compiling the references, errors or omissions cannot be excluded and the EPO disclaims all liability in this regard.

Patent documents cited in the description

- US 6391583 B [0004]
- WO 2007139871 A [0005] [0042] [0082]
- WO 2005040107 A [0006]
- WO 9426920 A [0006]
- US 20090191602 A1 [0008]
- US 5917058 A [0008]
- US 20030208046 A [0008]
- US 5458848 A [0008]
- US 61247253 B [0023]
- US 4444784 A [0035]
- US 4582915 A [0035]
- US 5393893 A [0035]
- US 5763646 A [0035]
- US 5763653 A [0035]
- EP 299656 A [0035]
- WO 9945003 A [0035]
- WO 00037692 A [0082]
- US 61247253 A [0082]

Non-patent literature cited in the description

- **T. G. SCHIMMEL.** *Appl. Environ. Microbiol.*, 1997, vol. 63, 1307-1311 [0006]
- *Biotechnol Bioeng*, 01 January 2009, vol. 102 (1), 20-8 [0023] [0082]
- **A. W. ALBERTS, J.** *Proc. Natl. Acad. Sci. U.S.A.*, 1980, vol. 77, 3957-3961 [0034]
- **A. ENDO.** *J. Antibiot.*, 1980, vol. 33, 334-336 [0034]
- **J. K. CHAN.** *J. Am. Chem. Soc.*, 1983, vol. 105, 3334-3336 [0034]
- **Y. YOSHIZAWA.** *J. Am. Chem. Soc.*, 1994, vol. 116, 2693-2694 [0034]
- **XIE et al.** Biosynthesis of Lovastatin Analogs with a Broadly Specific Acyltransferase. *Chem. Biol.*, 2006, vol. 13, 1161-1169 [0041]
- *CHEMICAL ABSTRACTS*, 7440-44-0 [0050]



Javított, LovD aciltransferáz közvetítette acilálás

Szabadalmi igénypontok

1. Eljárás sztatinvegyület előállítására, amely magában foglalja LovD aciltransferáz szubsztrátjának érintkezését LovD aciltransferázzal tioészterdonor és kicsapatószer jelenlétében, olyan körülmények között, amelyek sztatinvegyületet eredményeznek, ahol a reakciótermék kicsapódik, amikor a kicsapatószer jelen van.

2. Az 1. igénypont szerinti eljárás, ahol a kicsapatószer ammónium-hidroxid.

3. Az 1. igénypont szerinti eljárás, ahol:

(i) a LovD aciltransferáz szubsztrátja monakolin-J;

(ii) a LovD aciltransferáz szubsztrátja lovasztatin;

(iii) a LovD aciltransferáz szubsztrátja 6-hidroxi-6-dez-metil-monakolin-J; vagy

(iv) a LovD aciltransferáz szubsztrátja pravasztatin.

4. A 3. igénypont (i) szerinti eljárás, ahol a monakolin-J monakolin-J-hidroxisav-só vagy monakolin-J-lakton.

5. A 3. igénypont (ii) szerinti eljárás, ahol a lovasztatin lovasztatin-hidroxisav-só vagy lovasztatin-lakton.

6. A 3. igénypont (iii) szerinti eljárás, ahol a 6-hidroxi-6-dez-metil-monakolin-J 6-hidroxi-6-dez-metil-monakolin-J-hidroxisav-só vagy 6-hidroxi-6-dez-metil-monakolin-J-lakton.

7. A 3. igénypont (iv) szerinti eljárás, ahol a pravasztatin pravasztatin-hidroxisav-só vagy pravasztatin-lakton.

8. Az 1-7. igénypontok bármelyike szerinti eljárás, ahol a tioészterdonor alfa-dimetilbutiril-tioészter, és ahol az alfa-dimetilbutiril-tioészter adott esetben a következőkből álló csoportból van kiválasztva: α -dimetilbutiril-S-metil-merkaptopropionát (DMB-S-MMP), dimetilbutiril-S-etil-merkaptopropionát (DMB-S-EMP), dimetilbutiril-S-metil-tioglikolát (DMB-S-MTG), dimetilbutiril-S-metil-merkaptobutirát (DMB-S-MMB), S-2-acetamidoetil 2,2-dimetilbutánetióát, S-acetamidometil 2,2-dimetilbutánetióát és metil 2-(2,2-dimetilbutanoil)acetát.

9. A 8. igénypont szerinti eljárás, amelyet: (a) vizes közegben, mintegy pH=8 és pH=9,5 közötti pH-tartományban, vagy (b) mintegy pH=9 kezdeti pH-jú vizes pufferben hajtunk végre.

10. A 8. igénypont szerinti eljárás, ahol a LovD aciltransferáz 2. táblázatból választott aminosav-szekvenciájú LovD-variáns.

11. A 8. igénypont szerinti eljárás, ahol a LovD aciltransferáz olyan LovD-variáns, amely a SEQ ID NO: 2 szerinti szekvenciához képest a következő mutációkat tartalmazza: I4N; A9V; K26E; R28S; I35L; N43R; D96R; S109C; A123P; M157V; S164G; S172N; L174F; A178L; N191G; L192I; Q241M; A247S; R250K; S256T; A261H; G275S; Q297G; L335M; L361M; V370I; A383V; N391S és H404K.


12. Eljárás szimvasztatin-hidroxisav-ammóniumsó előállítására, amely magában foglalja monakolin-J vagy lovasztatin érintkezését LovD aciltransferázzal alfa-dimetilbutiril-tioészter donorral és ammónium-hidroxiddal olyan körülmények között, amelyek szimvasztatin-hidroxisav-ammóniumsót eredményeznek, ahol a reakciótermék ki van csapva.

13. A 12. igénypont szerinti eljárás, amelyet: (a) vizes közegben, mintegy pH=8 és pH=9,5 közötti pH-tartományban, vagy (b) mintegy pH=9 kezdeti pH-jú vizes pufferben hajtunk végre.

A meghatalmazott:

DANUBIA

Szabadalmi és Jogi Iroda Kft.


Dr. Pethő Árpád
szabadalmi ügyvivő