



US0D1044453S

(12) **United States Design Patent**  
**Hurin et al.**

(10) **Patent No.:** **US D1,044,453 S**

(45) **Date of Patent:** **\*\* Oct. 1, 2024**

(54) **KEYING GEOMETRY FOR A POWER TOOL**

2,115,642 A \* 4/1938 Martin ..... H01R 24/28

(71) Applicant: **TECHTRONIC CORDLESS GP,**  
Anderson, SC (US)

D193,664 S \* 9/1962 Armbruster ..... D13/108

3,089,071 A \* 5/1963 Hartwig ..... B26B 19/286

439/502

(72) Inventors: **Shane E. Hurin**, Piedmont, SC (US);  
**Steven T. O’Shields**, Greenville, SC  
(US); **Zachary R. Jones**, Greenville,  
SC (US); **Jonathan C. Loftis**,  
Pendleton, SC (US); **Samantha K.**  
**Smith**, Simpsonville, SC (US); **Michael**  
**Romano**, Easley, SC (US); **Adam**  
**Gathers**, Anderson, SC (US); **Long**  
**Long Hu**, Guangdong (CN); **Wei Bing**  
**Wang**, Guangdong (CN); **Silas**  
**Strawderman**, Seneca, SC (US)

(Continued)

FOREIGN PATENT DOCUMENTS

KR 301262870.0000 \* 6/2024

OTHER PUBLICATIONS

Canadian Patent Office Action for Application No. 214337 dated  
Apr. 30, 2024 (2 pages).

(Continued)

(73) Assignee: **Techtronic Cordless GP**, Anderson, SC  
(US)

*Primary Examiner* — Rachel A. Voorhies

*Assistant Examiner* — Benjamin D. Wannemacher

(\*\*) Term: **15 Years**

(74) *Attorney, Agent, or Firm* — Michael Best &

Friedrich LLP

(21) Appl. No.: **29/823,745**

(22) Filed: **Jan. 19, 2022**

(57)

**CLAIM**

(51) **LOC (14) Cl.** ..... **08-05**

(52) **U.S. Cl.**

USPC ..... **D8/61**; D13/120

(58) **Field of Classification Search**

USPC ... D8/17, 21, 23, 24, 25, 26, 27, 28, 29, 61,

D8/68, 69, 70, 105, 386, 394; D13/103,

D13/107, 108, 118, 119, 120

CPC ..... B25B 13/08; B25B 13/463; B25B 13/06;

B25B 13/065; B25B 13/48; B25B 13/04;

B25B 13/50; B25B 13/481; B25B

13/5091; B25B 21/00; B25B 23/0035;

B25B 27/18; B25F 5/02; B24B 37/26

See application file for complete search history.

We claim the ornamental design for keying geometry for a  
power tool, as shown and described.

**DESCRIPTION**

FIG. 1 is a first perspective view of a keying geometry for  
a power tool according to a first embodiment.

FIG. 2 is a second perspective view of the keying geometry  
for a power tool of FIG. 1.

FIG. 3 is a third perspective view of the keying geometry for  
a power tool of FIG. 1; and,

FIG. 4 is a front view of the keying geometry for a power  
tool of FIG. 1.

The broken lines are included for the purpose of illustrating  
portions of the keying geometry for a power tool and form  
no part of the claimed design.

(56) **References Cited**

U.S. PATENT DOCUMENTS

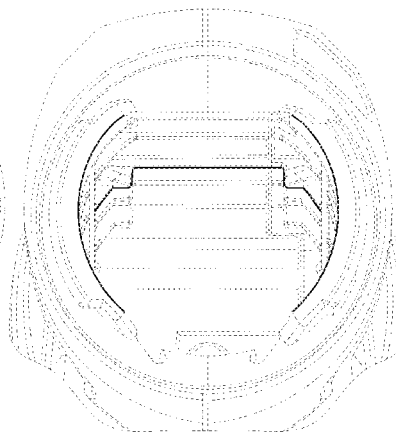
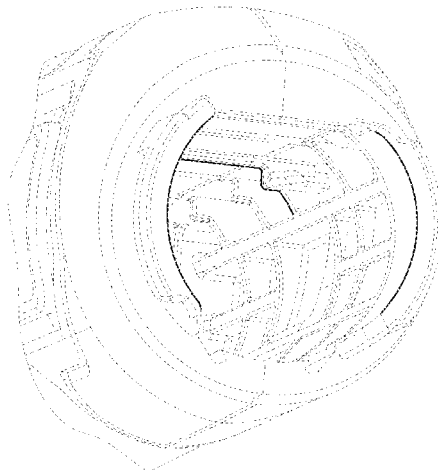
1,988,725 A \* 1/1935 Glade, Jr. .... H01R 24/28

29/874

2,059,882 A \* 11/1936 Linsky ..... B41J 5/12

400/491

**1 Claim, 4 Drawing Sheets**



(56)

References Cited

U.S. PATENT DOCUMENTS

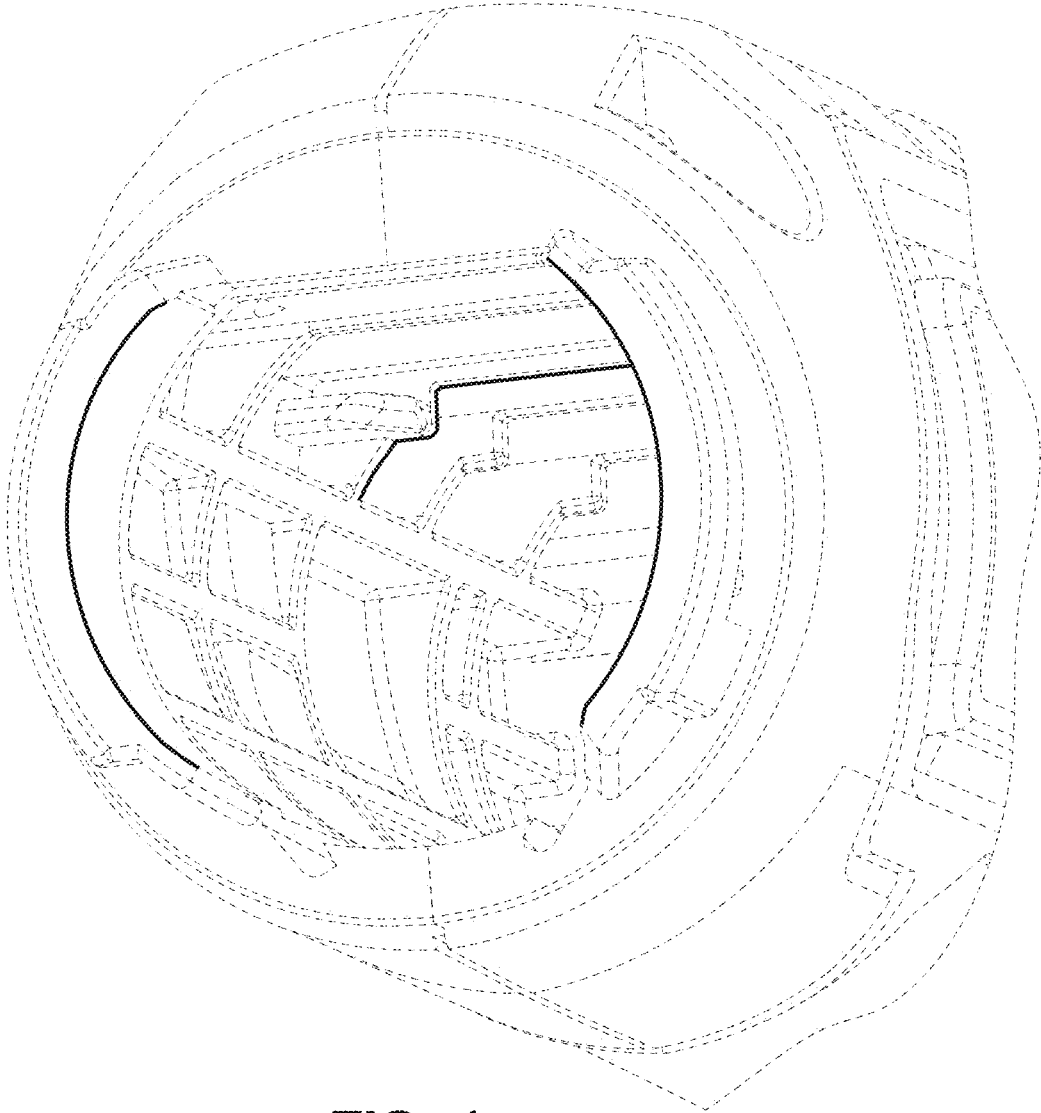
3,348,191 A \* 10/1967 Kinkaid ..... H01R 12/721  
439/741  
3,371,302 A \* 2/1968 Mas ..... H01R 13/6675  
D13/110  
4,028,654 A \* 6/1977 Bullard ..... H01F 5/04  
336/107  
D298,119 S \* 10/1988 Richards ..... D13/108  
D520,837 S \* 5/2006 Tsuzuki ..... D8/69  
D520,838 S \* 5/2006 Okada ..... D8/69  
D534,122 S \* 12/2006 Buck ..... D13/119  
D589,439 S \* 3/2009 Van Wambeke ..... D13/103  
D589,440 S \* 3/2009 Van Wambeke ..... D13/103  
7,799,448 B2 \* 9/2010 Cruise ..... H01M 50/204  
429/7  
D668,516 S \* 10/2012 Landberg ..... D8/8  
D698,312 S \* 1/2014 Miller ..... D13/119  
D714,721 S \* 10/2014 Zhang ..... D13/119  
D770,377 S \* 11/2016 Kondo ..... D13/103  
D800,656 S \* 10/2017 Marino ..... D13/119  
D801,917 S \* 11/2017 Jiang ..... D13/103  
D816,028 S \* 4/2018 Chen ..... D13/108  
D826,150 S \* 8/2018 Cayon ..... D13/103  
D831,566 S \* 10/2018 Nommensen ..... D13/107  
D833,384 S \* 11/2018 Takayanagi ..... D13/103  
D836,552 S \* 12/2018 Crowe ..... D13/119  
D853,216 S \* 7/2019 Saunders ..... D8/68  
D853,813 S \* 7/2019 Lagman ..... D8/69  
D865,661 S \* 11/2019 Lin ..... D13/107  
D874,233 S \* 2/2020 Tang ..... D8/69  
D887,981 S \* 6/2020 Roberts ..... D13/103  
D889,410 S \* 7/2020 Birkholz ..... D13/119  
D911,267 S \* 2/2021 Matteo ..... D13/103  
D913,231 S \* 3/2021 Zugen ..... D13/107  
D913,235 S \* 3/2021 DeKeuster ..... D13/119  
D929,334 S \* 8/2021 Cagle ..... D13/120

D929,335 S \* 8/2021 Cagle ..... D13/120  
D929,336 S \* 8/2021 Cagle ..... D13/120  
D929,338 S \* 8/2021 Cagle ..... D13/120  
D929,339 S \* 8/2021 Cagle ..... D13/120  
D936,438 S \* 11/2021 Cyborski ..... D8/25  
D955,838 S \* 6/2022 Paunovic ..... D8/68  
D955,839 S \* 6/2022 Paunovic ..... D8/68  
D956,687 S \* 7/2022 Huang ..... D13/107  
D963,567 S \* 9/2022 Kawase ..... D13/107  
D971,151 S \* 11/2022 Chen ..... D13/133  
D977,421 S \* 2/2023 Muhlenkamp, IV ..... D13/108  
D978,786 S \* 2/2023 Osmola ..... D13/103  
D984,380 S \* 4/2023 Mielonen ..... D13/133  
D984,382 S \* 4/2023 Li ..... D13/133  
D988,987 S \* 6/2023 Carlucci ..... D13/103  
D988,991 S \* 6/2023 Hung ..... D13/107  
D989,887 S \* 6/2023 Bloch ..... H01R 13/6675  
D13/110  
D990,267 S \* 6/2023 Mori ..... H01R 12/721  
439/741  
D990,268 S \* 6/2023 Naksen ..... H01M 50/204  
429/7  
D1,014,425 S \* 2/2024 Kawase ..... D13/103  
11,897,110 B2 \* 2/2024 Merget ..... B25F 5/001  
11,897,112 B2 \* 2/2024 Swaminathan ..... B25F 5/008  
11,901,570 B2 \* 2/2024 Cherry ..... B25F 5/02  
D1,018,235 S \* 3/2024 Thompson ..... D8/68  
D1,020,619 S \* 4/2024 Colton ..... D13/103  
11,951,596 B2 \* 4/2024 Schneider ..... B25F 5/02  
11,958,155 B2 \* 4/2024 Oberhofer ..... B27B 17/08  
11,967,730 B2 \* 4/2024 Hennessy ..... H01M 50/207  
12,029,439 B2 \* 7/2024 Belagali ..... A61B 17/1622

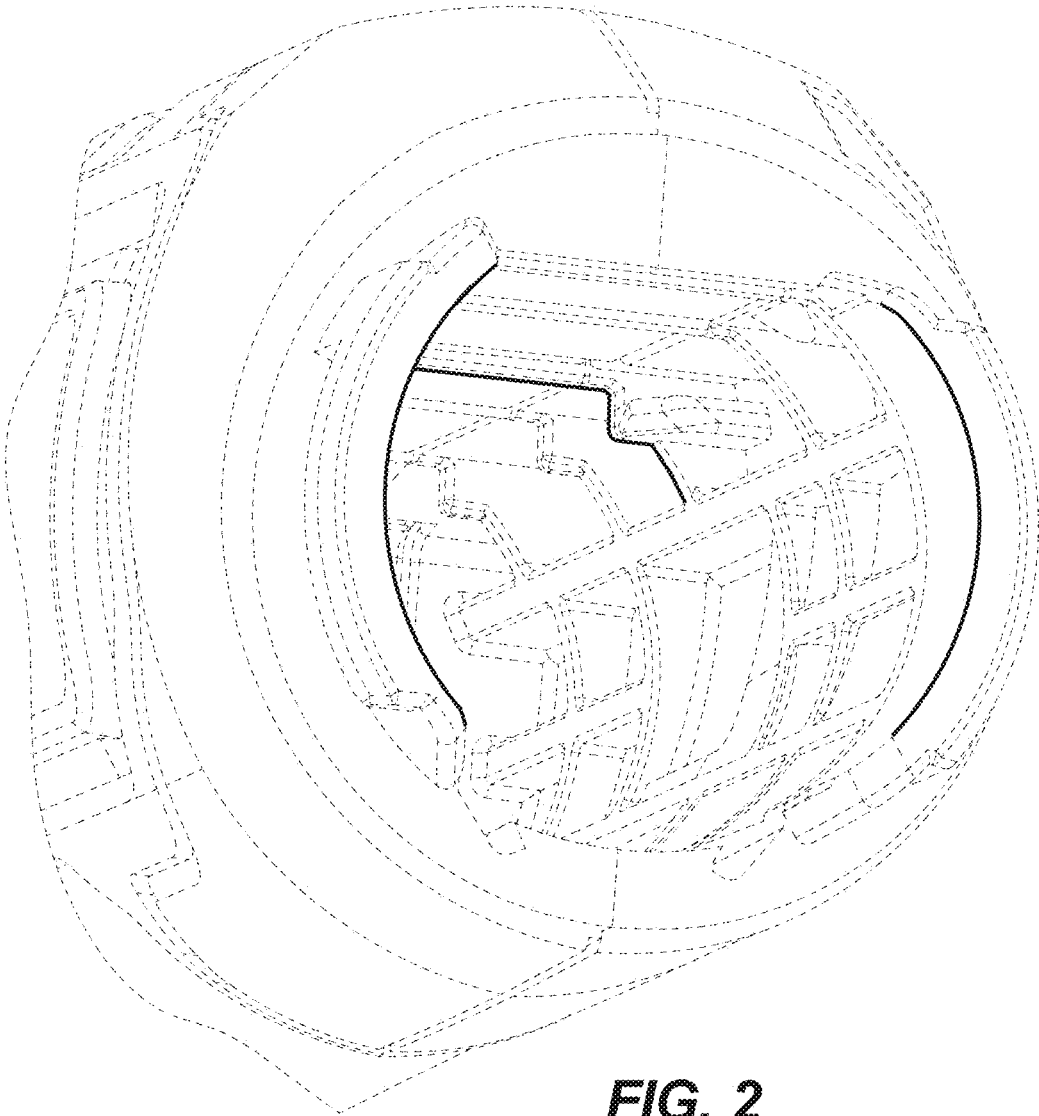
OTHER PUBLICATIONS

Canadian Patent Office Action for Application No. 214337 dated Jan. 17, 2024 (3 pages).

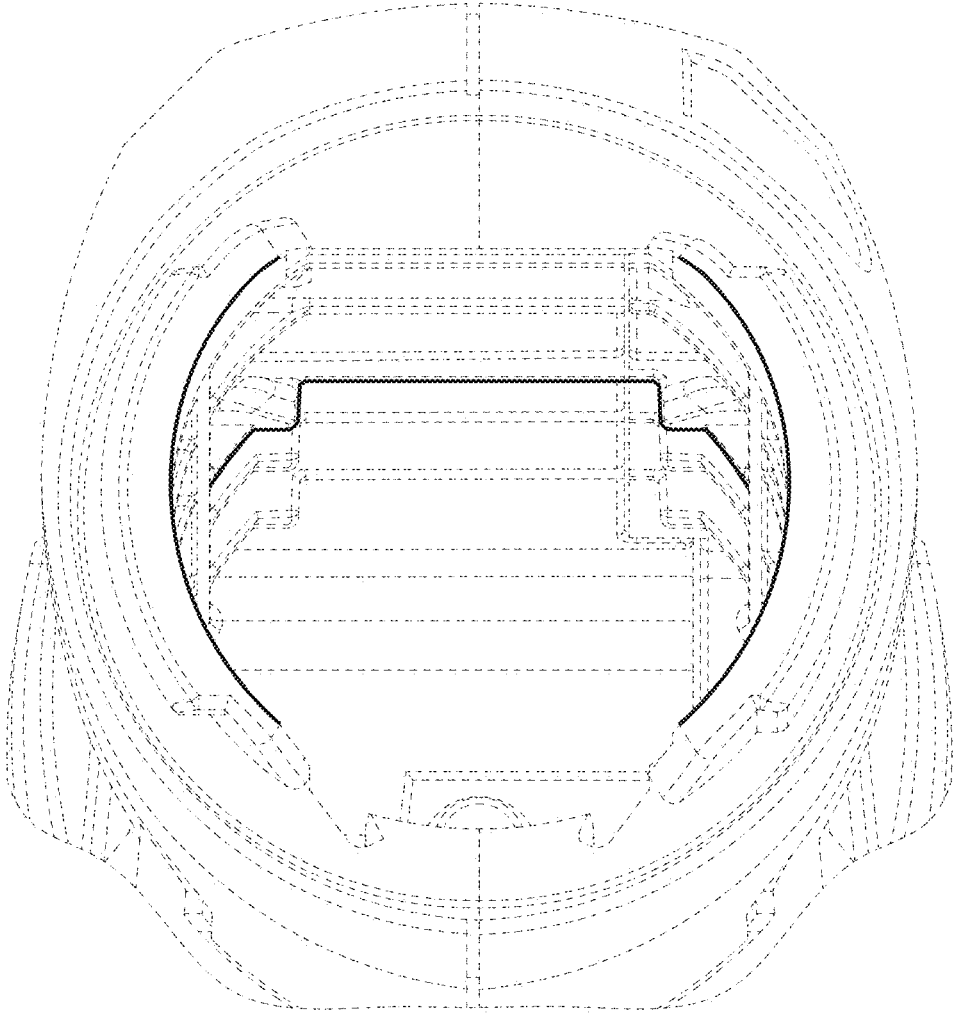
\* cited by examiner



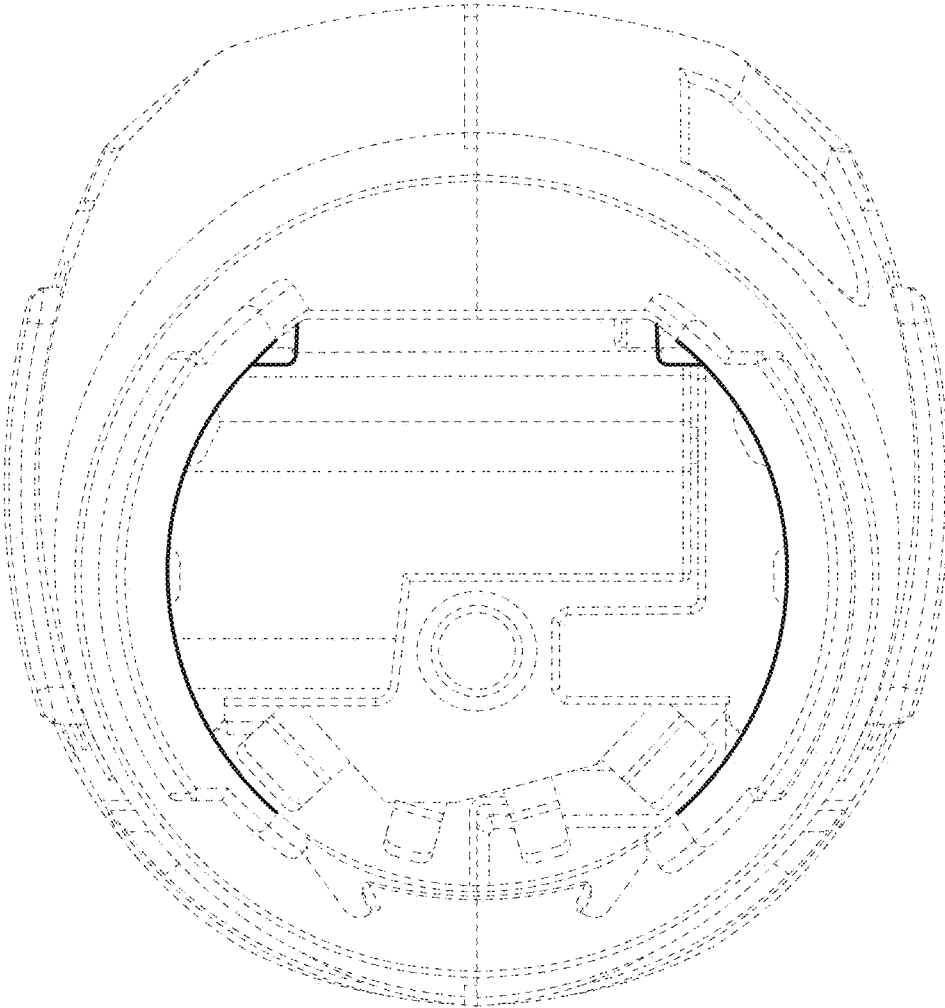
**FIG. 1**



**FIG. 2**



**FIG. 3**



**FIG. 4**