



US00D647882S

(12) **United States Design Patent**  
**Kim et al.**

(10) **Patent No.:** **US D647,882 S**

(45) **Date of Patent:** **\*\* Nov. 1, 2011**

(54) **REMOTE CONTROLLER FOR TV RECEIVER**

(75) Inventors: **Jae-Hyung Kim**, Kyunggi-do (KR);  
**Jin-Wook Kim**, Gyeongsangbuk-do  
(KR); **Bo-Kyung Seong**, Seoul (KR)

(73) Assignee: **Samsung Electronics Co., Ltd.**,  
Kyunggi-do (KR)

(\*\*) Term: **14 Years**

(21) Appl. No.: **29/373,291**

(22) Filed: **Mar. 25, 2011**

(30) **Foreign Application Priority Data**

Dec. 20, 2010 (KR) ..... 30-2010-0054964

(51) **LOC (9) Cl.** ..... **14-03**

(52) **U.S. Cl.** ..... **D14/218**

(58) **Field of Classification Search** ..... D14/218,  
D14/455; D13/168; D21/566; D10/104,  
D10/106; 345/169; 348/14.05, 114, 211.99,  
348/734; 340/825.24; 341/22; 455/92, 95,  
455/128, 151.1-151.4, 352, 355, FOR. 121;  
700/65

See application file for complete search history.

(56) **References Cited**

**U.S. PATENT DOCUMENTS**

D409,201 S	5/1999	Barraza et al.
D515,041 S	2/2006	Yun et al.
D521,459 S	5/2006	Yun et al.
D525,212 S	7/2006	Kim
D531,993 S	11/2006	Choi et al.
D532,779 S	11/2006	Kim et al.
D546,320 S	7/2007	Choi
D551,632 S	9/2007	Kim
D555,107 S	11/2007	Choi et al.
D559,201 S	1/2008	Oh et al.
D559,202 S	1/2008	Sim et al.
D564,977 S	3/2008	Youn et al.

D577,713 S	9/2008	Kim et al.	
D578,967 S *	10/2008	Kumano	D13/168
D583,363 S	12/2008	Song et al.	
D584,274 S *	1/2009	Kim et al.	D14/138 AD
D597,082 S	7/2009	Bang et al.	
D602,915 S	10/2009	Song et al.	
D602,916 S	10/2009	Won et al.	
D609,221 S	2/2010	Kim et al.	
D609,222 S	2/2010	Shin	
D615,952 S *	5/2010	Kim et al.	D14/138 AA
D616,871 S *	6/2010	Enervold et al.	D14/218
D618,666 S	6/2010	Shin	
D621,372 S *	8/2010	Won et al.	D13/168
D625,276 S *	10/2010	Won et al.	D13/168
D627,343 S *	11/2010	Andre et al.	D14/341

(Continued)

**OTHER PUBLICATIONS**

U.S. Appl. No. 29/349,413, Applicant: Kyoung-Hoon Kim, et al.,  
entitled Remote Controller for Television Receiver.

(Continued)

*Primary Examiner* — Celia Murphy

*Assistant Examiner* — John Windmuller

(74) *Attorney, Agent, or Firm* — Flynn, Thiel, Boutell &  
Tanis, P.C.

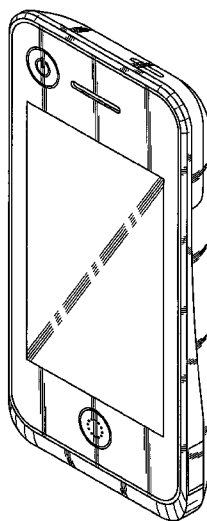
(57) **CLAIM**

The ornamental design for a remote controller for TV  
receiver, as shown and described.

**DESCRIPTION**

FIG. 1 is a top front perspective view of a remote controller  
for TV receiver showing our new design;  
FIG. 2 is a front elevational view thereof;  
FIG. 3 is a rear elevational view thereof;  
FIG. 4 is a left side elevational view thereof;  
FIG. 5 is a right side elevational view thereof;  
FIG. 6 is a top plan view thereof; and,  
FIG. 7 is a bottom plan view thereof.

**1 Claim, 4 Drawing Sheets**



# US D647,882 S

Page 2

---

## U.S. PATENT DOCUMENTS

D629,799 S \* 12/2010 Andre et al. .... D14/341  
D632,264 S 2/2011 Choi et al.  
D632,265 S 2/2011 Choi et al.  
D633,090 S \* 2/2011 Andre et al. .... D14/341  
D634,715 S 3/2011 Choi et al.  
D634,734 S \* 3/2011 Cho ..... D14/218  
D636,353 S 4/2011 Choi et al.

D636,751 S \* 4/2011 Lee et al. .... D14/138 AD  
2010/0017736 A1 \* 1/2010 Kim ..... 715/771  
2010/0159998 A1 \* 6/2010 Luke et al. .... 455/567

## OTHER PUBLICATIONS

U.S. Appl. No. 29/373,297, Applicant: Jae-Hyung Kim, et al.,  
entitled Remote Controller for TV Receiver.

\* cited by examiner

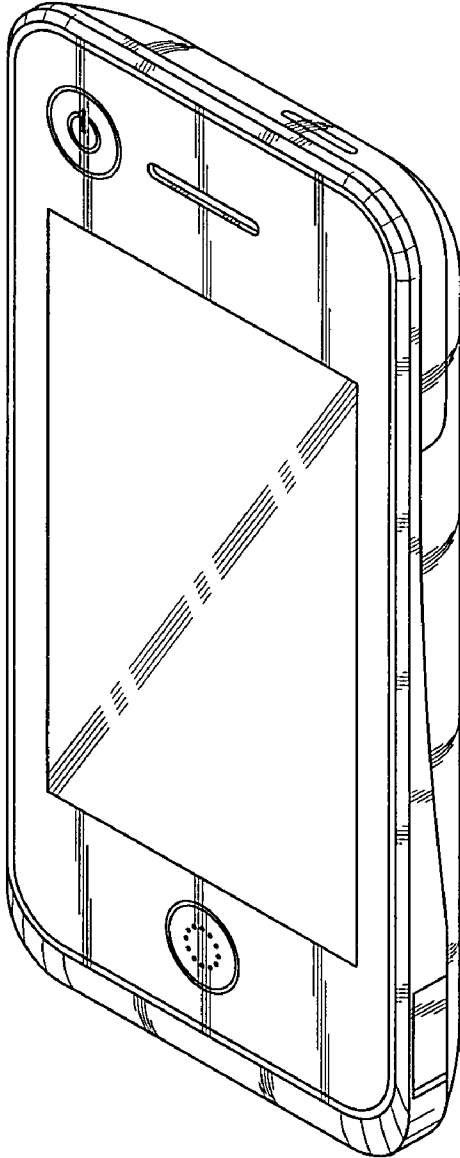


FIG. 1

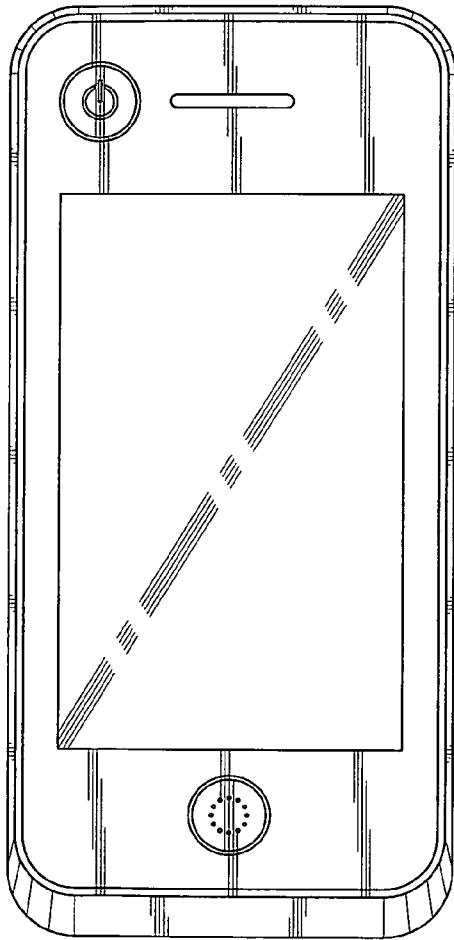


FIG.2

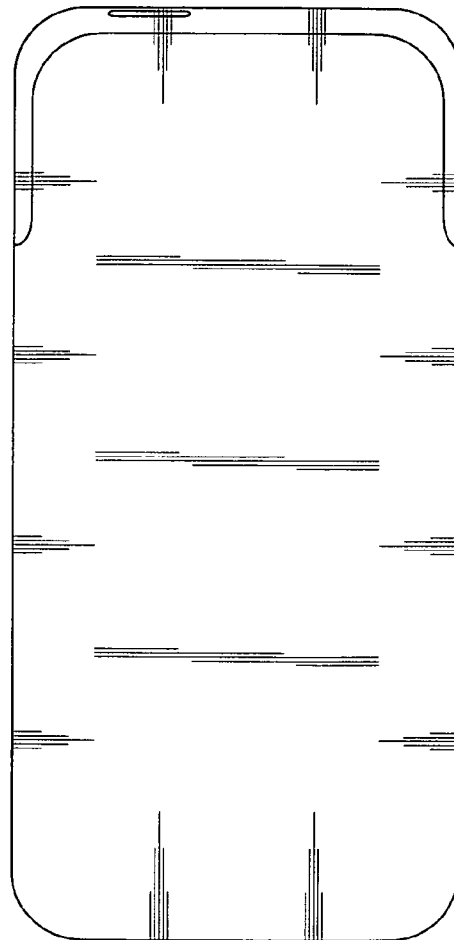


FIG.3

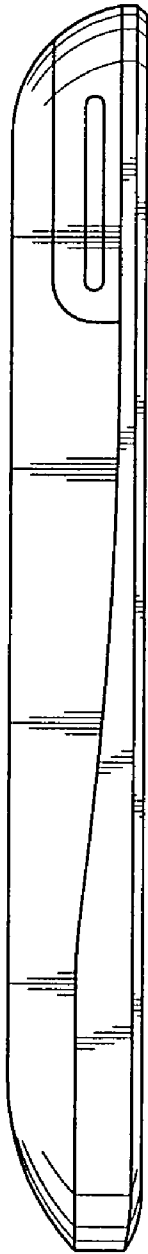


FIG. 4

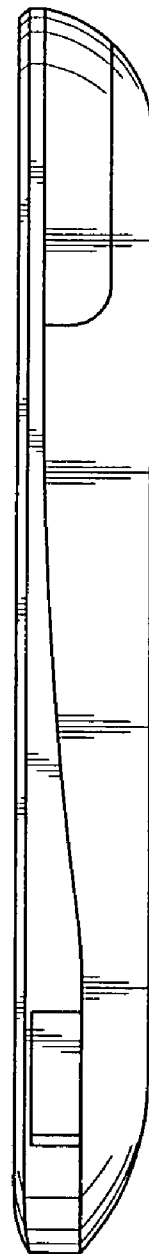


FIG. 5




FIG. 6

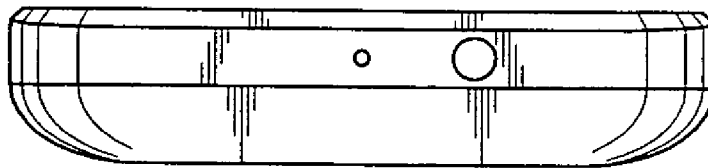


FIG. 7