



US00D404657S

United States Patent [19]
Yamamoto

[11] **Patent Number: Des. 404,657**
[45] **Date of Patent: **Jan. 26, 1999**

- [54] **WATCH CASE**
- [75] **Inventor: Yasushi Yamamoto, Fussa, Japan**
- [73] **Assignee: Casio Keisanki Kabushiki Kaisha, Tokyo, Japan**
- [**] **Term: 14 Years**
- [21] **Appl. No.: 86,431**
- [22] **Filed: Apr. 13, 1998**
- [51] **LOC (6) Cl. 10-02**
- [52] **U.S. Cl. D10/30; D10/38**
- [58] **Field of Search D10/1-40, 122-132; 368/280-282, 276-277, 28-30, 285, 239-242, 82-84, 41-44**

- D. 349,061 7/1994 Morishima D10/38
- D. 354,237 1/1995 Ishizaka D10/31
- D. 354,240 1/1995 Hanagata D10/39
- 4,783,773 11/1988 Houlihan 368/240

Primary Examiner—Nelson C. Holtje
Attorney, Agent, or Firm—Frishauf, Holtz, Goodman, Langer & Chick

[57] **CLAIM**

The ornamental design for watch case, as shown and described.

DESCRIPTION

FIG. 1 is a front elevational view of watch case, showing my new design;
FIG. 2 is a top plan view thereof;
FIG. 3 is a right side elevational view thereof;
FIG. 4 is a left side elevational view thereof;
FIG. 5 is a rear elevational view thereof;
FIG. 6 is a bottom plan view thereof; and,
FIG. 7 is a perspective view thereof.

- [56] **References Cited**
U.S. PATENT DOCUMENTS
- D. 333,100 2/1993 Morishima D10/30 X
- D. 339,302 9/1993 Yamamoto D10/38
- D. 339,530 9/1993 Morishima D10/38
- D. 339,750 9/1993 Nakai D10/30 X

1 Claim, 3 Drawing Sheets

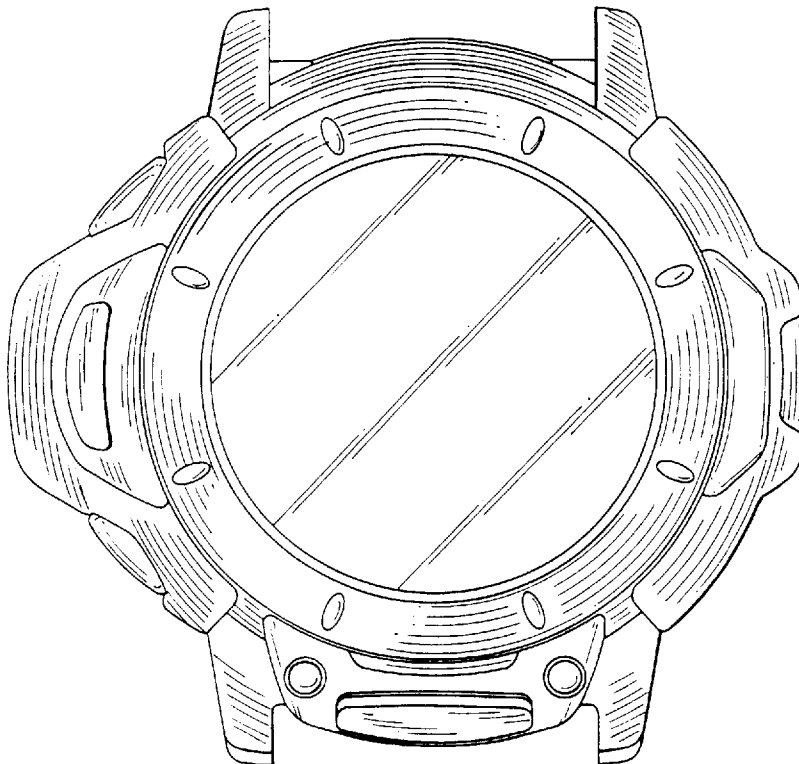


FIG.2

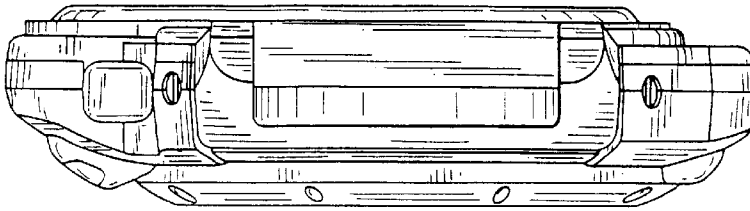


FIG.1

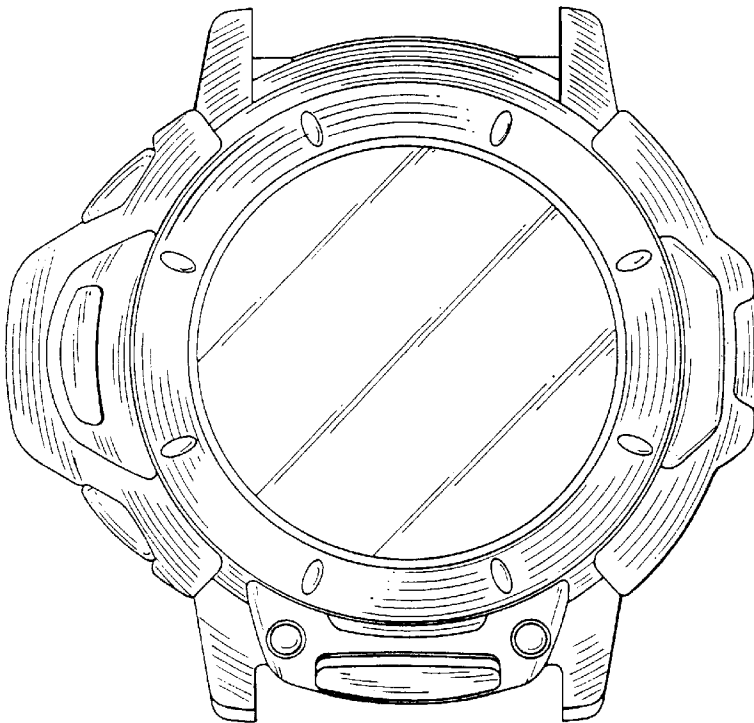


FIG.3

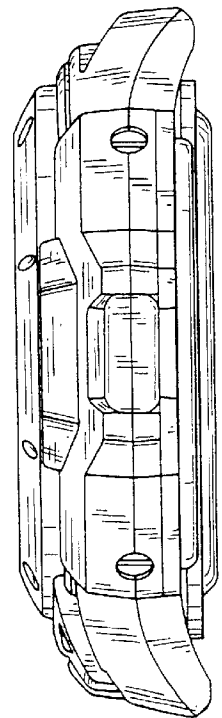


FIG.4




FIG.5

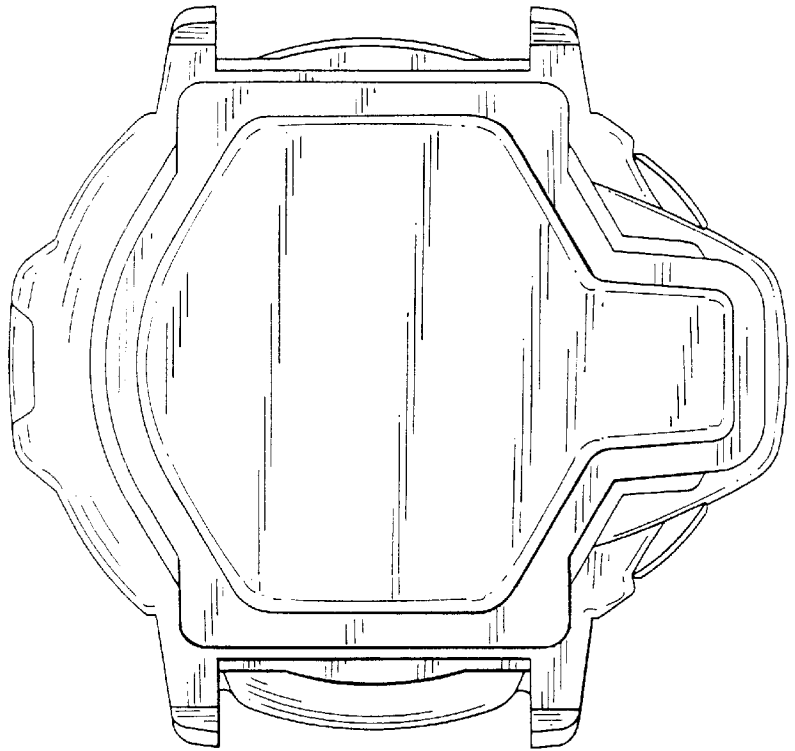


FIG.6

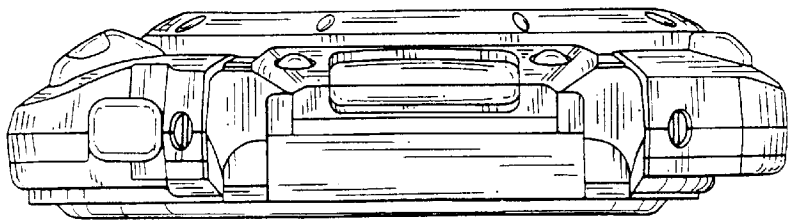


FIG.7

