



US00D883640S

(12) **United States Design Patent**  
**Foust**

(10) **Patent No.:** **US D883,640 S**  
(45) **Date of Patent:** **\*\* May 12, 2020**

- (54) **SHOE**
- (71) Applicant: **LaCrosse Footwear, Inc.**, Portland, OR (US)
- (72) Inventor: **Ryan James Foust**, Portland, OR (US)
- (73) Assignee: **LaCrosse Footwear, Inc.**, Portland, OR (US)
- (\*\*) Term: **15 Years**
- (21) Appl. No.: **29/643,673**
- (22) Filed: **Apr. 10, 2018**
- (51) **LOC (12) Cl.** ..... **02-04**
- (52) **U.S. Cl.**  
USPC ..... **D2/969**
- (58) **Field of Classification Search**  
USPC ..... D2/896, 897, 902, 904, 906-908, 944, D2/969, 972-974; D5/47, 49, 50, 53, 54, D5/56, 60  
CPC ... A43B 13/181; A43B 13/141; A43B 13/186; A43B 13/188; A43B 23/00; A43B 23/02; A43B 5/00; A43B 23/26; A43B 1/04; A43B 11/14; A43B 7/00; A43B 3/12; A43C 3/00; A43C 5/00; A43C 7/00; A43C 11/004  
See application file for complete search history.

D489,522	S *	5/2004	Benini .....	D2/969
7,540,097	B2	6/2009	Greene et al.	
7,757,412	B2	7/2010	Farys	
8,065,818	B2	11/2011	Greene et al.	
D675,424	S *	2/2013	Williams, Jr. ....	D2/972
D694,506	S *	12/2013	Anceresi .....	D2/972
D703,932	S *	5/2014	Avar .....	D2/972
8,850,723	B2	10/2014	Greene et al.	
D718,033	S *	11/2014	Cin .....	D2/972
D738,084	S *	9/2015	Feeney .....	D2/907
D738,096	S *	9/2015	Rasmussen .....	D2/972
D745,771	S *	12/2015	Cin .....	D2/969
D770,159	S *	11/2016	Williams, Jr. ....	D2/972
D773,795	S *	12/2016	Lok .....	D2/973
D793,065	S *	8/2017	Cin .....	D2/972
D793,694	S *	8/2017	Tresser .....	D2/972
D796,818	S *	9/2017	Chang .....	D2/972
D801,026	S *	10/2017	VanHook .....	D2/972
D802,282	S *	11/2017	Wright .....	D2/972
D802,286	S *	11/2017	Klein .....	D2/972
D816,978	S *	5/2018	Small .....	D2/973

(Continued)

*Primary Examiner* — Dominic V Simone  
(74) *Attorney, Agent, or Firm* — Perkins Coie LLP

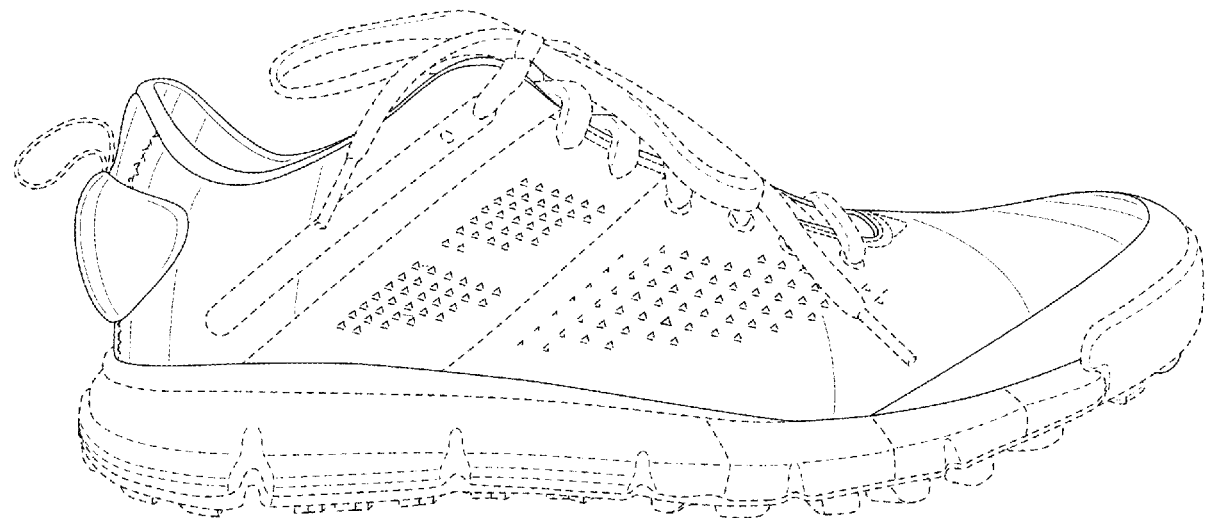
(57) **CLAIM**  
The ornamental design for the shoe, as shown and described.

**DESCRIPTION**

FIG. 1 is a perspective view of the first embodiment of a shoe showing our new design.  
 FIG. 2 is a right-side perspective view thereof.  
 FIG. 3 is a left-side perspective view thereof.  
 FIG. 4 is a front perspective view thereof.  
 FIG. 5 is a rear perspective view thereof.  
 FIG. 6 is a top perspective view thereof; and,  
 FIG. 7 is a bottom perspective view thereof.  
 Any broken lines, colors, and/or patterns in the drawing are for illustrative purposes only and form no part of the claimed design.

**1 Claim, 7 Drawing Sheets**

- (56) **References Cited**  
U.S. PATENT DOCUMENTS
- |           |     |         |                  |        |
|-----------|-----|---------|------------------|--------|
| 3,769,723 | A   | 11/1973 | Masterson et al. |        |
| 4,222,183 | A   | 9/1980  | Haddox           |        |
| 4,447,967 | A   | 5/1984  | Zaino            |        |
| 4,459,765 | A   | 7/1984  | Power            |        |
| D279,232  | S   | 6/1985  | Gamm             |        |
| 4,704,808 | A   | 11/1987 | Bianchini et al. |        |
| D312,527  | S * | 12/1990 | Hatfield .....   | D2/969 |
| 5,647,150 | A   | 7/1997  | Romanato et al.  |        |
| 6,298,582 | B1  | 10/2001 | Friton et al.    |        |



(56)

**References Cited**

U.S. PATENT DOCUMENTS

D831,311	S	*	10/2018	Pulli .....	D2/902
D851,380	S	*	6/2019	de Montgolfier .....	D2/972
2003/0196354	A1		10/2003	Chu	
2006/0017195	A1		1/2006	Yang	
2014/0237858	A1		8/2014	Adami et al.	
2016/0007687	A1		1/2016	Surace et al.	

\* cited by examiner



*Fig. 1*

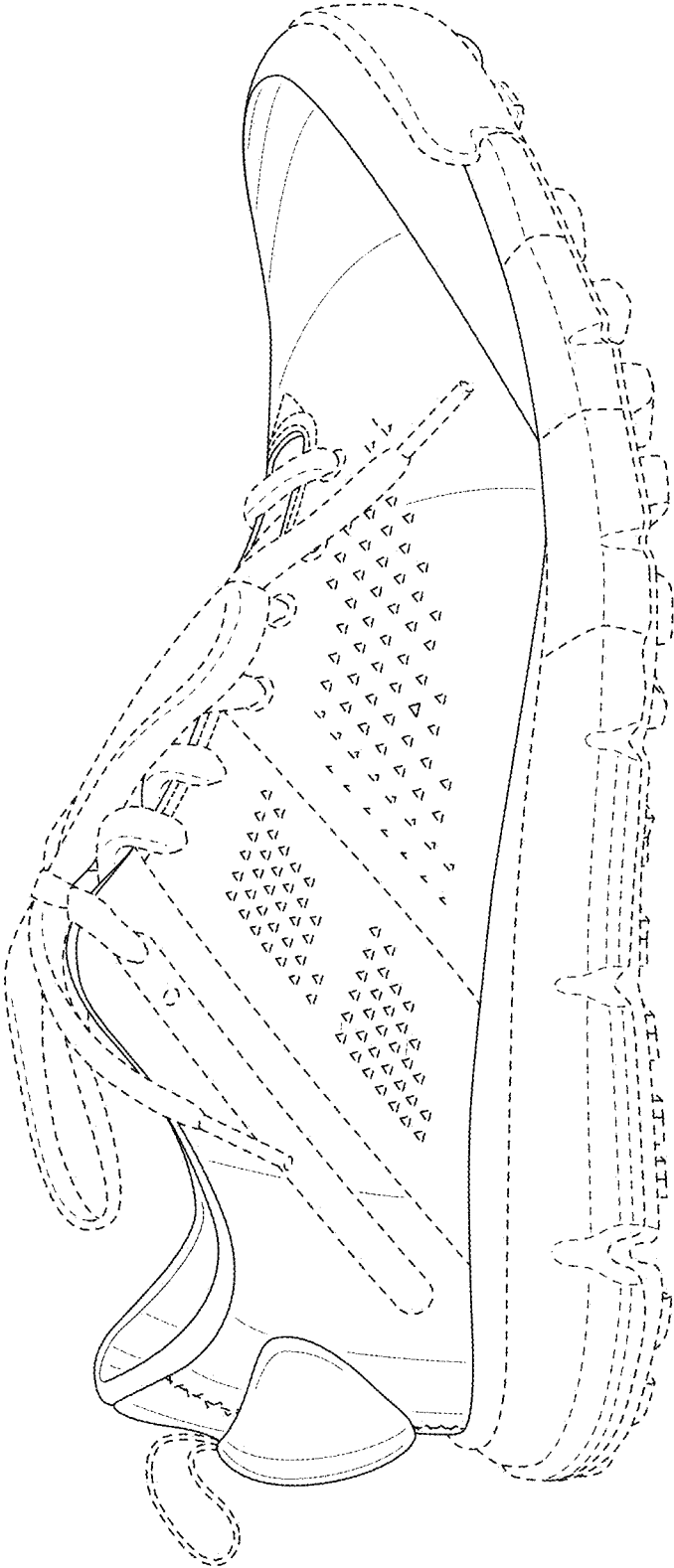


Fig. 2

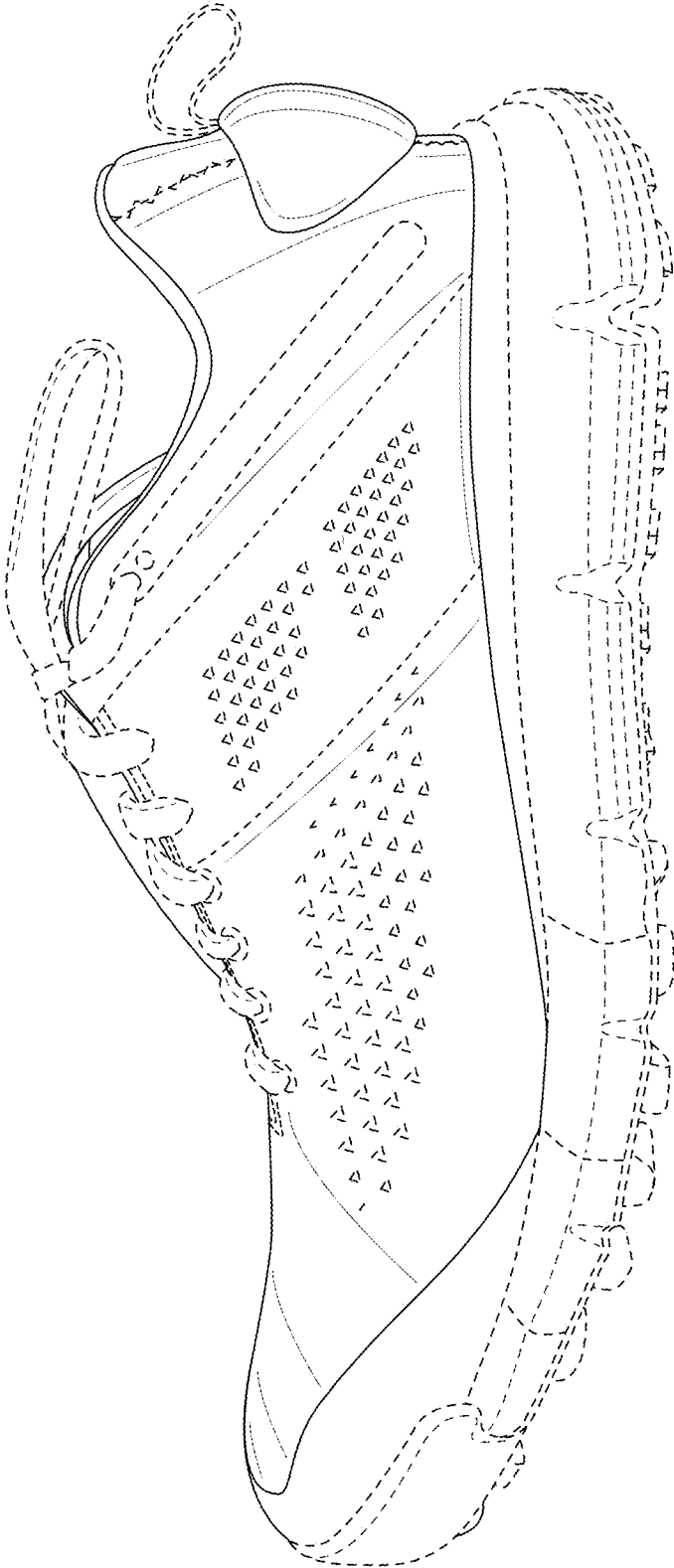
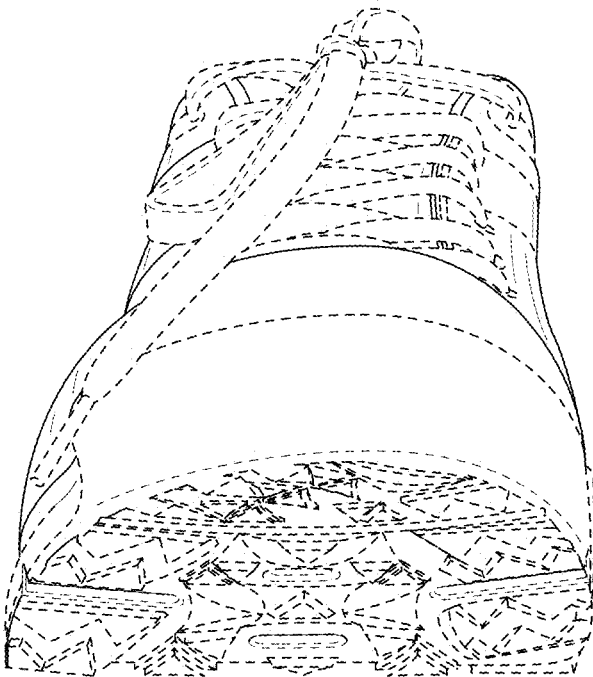
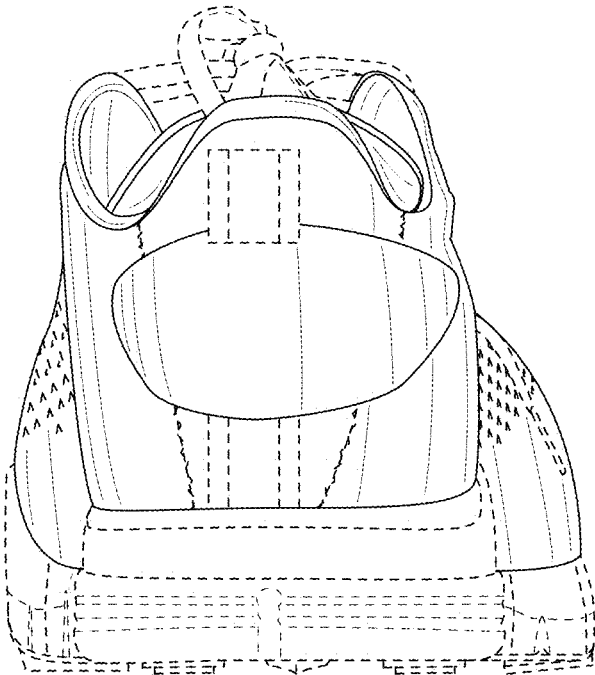


Fig. 3



*Fig. 4*



*Fig. 5*





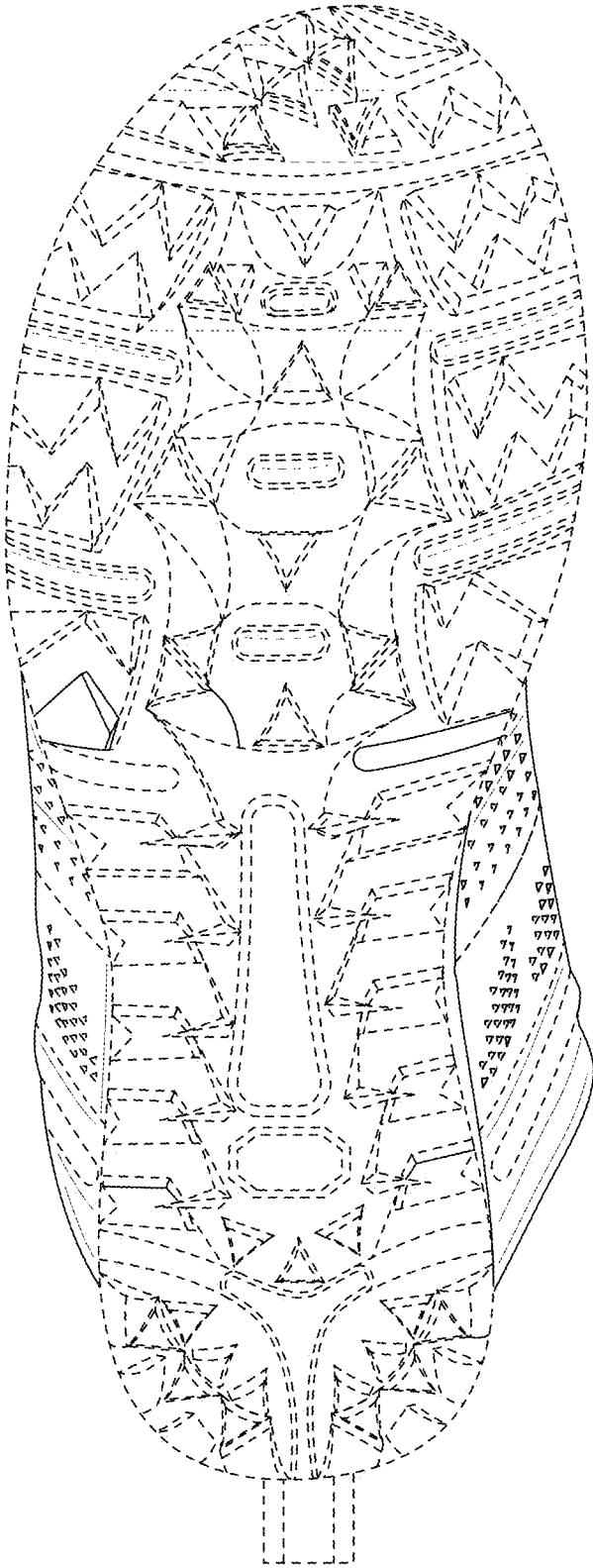


Fig. 7