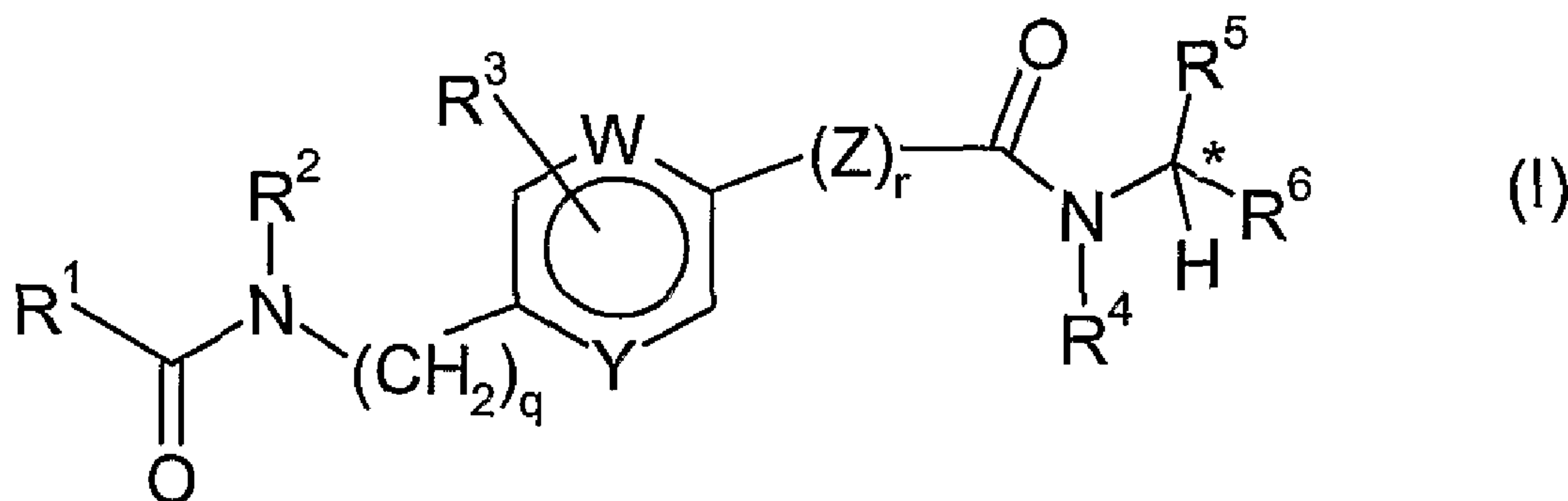




(86) Date de dépôt PCT/PCT Filing Date: 2003/12/08
 (87) Date publication PCT/PCT Publication Date: 2004/07/08
 (85) Entrée phase nationale/National Entry: 2005/05/09
 (86) N° demande PCT/PCT Application No.: IB 2003/005809
 (87) N° publication PCT/PCT Publication No.: 2004/056777
 (30) Priorité/Priority: 2002/12/20 (60/435,377) US

(51) Cl.Int.⁷/Int.Cl.⁷ C07D 213/82, A61P 3/06, A61K 31/404,
 A61K 31/40, A61K 31/167, A61K 31/166, A61P 9/10,
 C07D 209/08, C07D 207/34, C07C 323/42,
 C07D 213/76, C07C 237/52
 (71) Demandeur/Applicant:
 PFIZER PRODUCTS INC., US
 (72) Inventeurs/Inventors:
 BERTINATO, PETER, US;
 BRONK, BRIAN SCOTT, US;
 CHENG, HENGMIAO, US;
 CHANG, GEORGE, US;
 ...
 (74) Agent: SIM & MCBURNEY

(54) Titre : INHIBITEURS DE PROTEINE MICROSOMALE DE TRANSFERT DE TRIGLYCERIDE
 (54) Title: MICROSOMAL TRIGLYCERIDE TRANSFER PROTEIN INHIBITORS



(57) Abrégé/Abstract:

The present invention provides inhibitors of microsomal triglyceride transfer protein (MTP) and/or apolipoprotein B (Apo B) secretion having Formula (I) which are useful for the treatment of obesity and related diseases, as well as prevention and treatment of atherosclerosis and its clinical sequelae, for lowering serum lipids, and in the prevention and treatment of related diseases. The invention further relates to pharmaceutical compositions comprising the compounds of the present invention and to methods of treating obesity, atherosclerosis, and related diseases and/or conditions with the compounds of the present invention, either alone or in combination with other medicaments, including lipid-lowering agents.

(72) Inventeurs(suite)/Inventors(continued): COLE, BRIDGET MCCARTHY, US; LI, JIN, US;
RUGGERI, ROGER BENJAMIN, US

(12) INTERNATIONAL APPLICATION PUBLISHED UNDER THE PATENT COOPERATION TREATY (PCT)

(19) World Intellectual Property
Organization
International Bureau



(43) International Publication Date
8 July 2004 (08.07.2004)

PCT

(10) International Publication Number
WO 2004/056777 A1

(51) International Patent Classification⁷: C07D 213/82,
209/08, 213/76, 207/34, C07C 237/52, 323/42, A61K
31/404, 31/40, 31/166, 31/167, A61P 3/06, 9/10

Drive, Room 207, Cambridge, MA 02139 (US). **LI, Jin** [CN/US]; Pfizer Global Research and Development, Eastern Point Road, Groton, CT 06340 (US). **RUGGERI, Roger, Benjamin** [US/US]; Pfizer Global Research and Development, Eastern Point Road, Groton, CT 06340 (US).

(21) International Application Number:
PCT/IB2003/005809

(22) International Filing Date: 8 December 2003 (08.12.2003)

(74) Agents: **LUMB, J., Trevor** et al.; Pfizer Inc., 201 Tabor Road, Morris Plains, NJ 07950 (US).

(25) Filing Language: English

(81) Designated States (*national*): AE, AG, AL, AM, AT, AU, AZ, BA, BB, BG, BR, BW, BY, BZ, CA, CH, CN, CO, CR, CU, CZ, DE, DK, DM, DZ, EC, EE, EG, ES, FI, GB, GD, GE, GH, GM, HR, HU, ID, IL, IN, IS, JP, KE, KG, KP, KR, KZ, LC, LK, LR, LS, LT, LU, LV, MA, MD, MG, MK, MN, MW, MX, MZ, NI, NO, NZ, OM, PG, PH, PL, PT, RO, RU, SC, SD, SE, SG, SK, SL, SY, TJ, TM, TN, TR, TT, TZ, UA, UG, US, UZ, VC, VN, YU, ZA, ZM, ZW.

(26) Publication Language: English

(30) Priority Data:
60/435,377 20 December 2002 (20.12.2002) US

(71) Applicant (*for all designated States except US*): **PFIZER PRODUCTS INC.** [US/US]; Eastern Point Road, Groton, CT 06340 (US).

(84) Designated States (*regional*): ARIPO patent (BW, GH, GM, KE, LS, MW, MZ, SD, SL, SZ, TZ, UG, ZM, ZW), Eurasian patent (AM, AZ, BY, KG, KZ, MD, RU, TJ, TM), European patent (AT, BE, BG, CH, CY, CZ, DE, DK, EE, ES, FI, FR, GB, GR, HU, IE, IT, LU, MC, NL, PT, RO, SE, SI, SK, TR), OAPI patent (BF, BJ, CF, CG, CI, CM, GA, GN, GQ, GW, ML, MR, NE, SN, TD, TG).

(72) Inventors; and

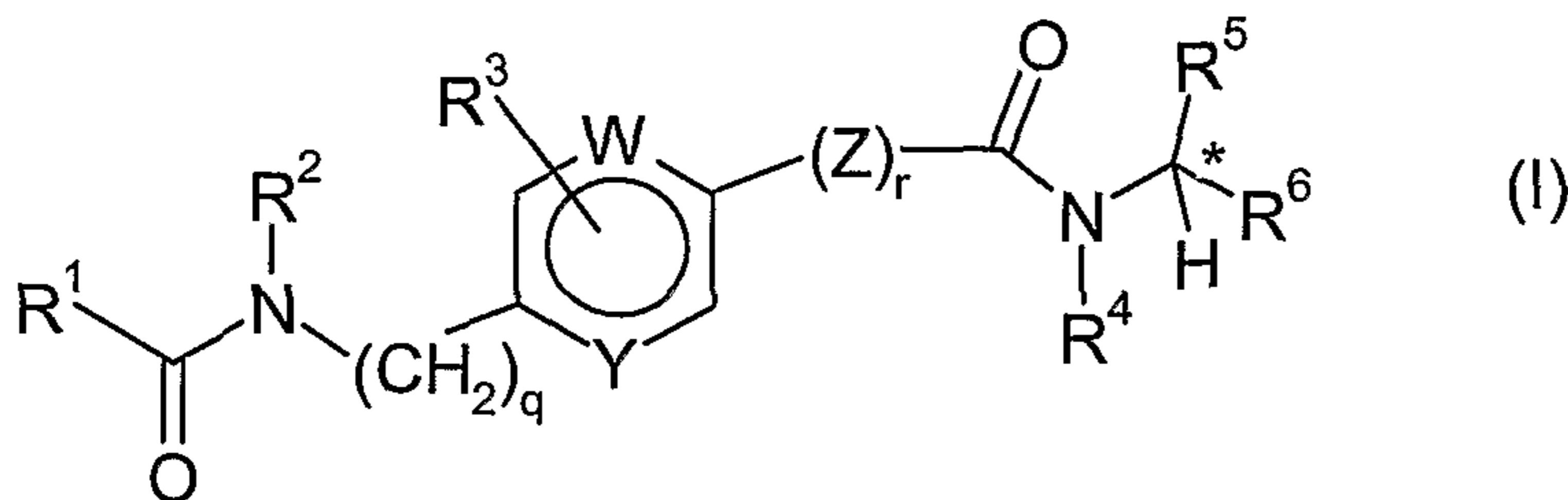
(75) Inventors/Applicants (*for US only*): **BERTINATO, Peter** [US/US]; Pfizer Global Research and Development, Eastern Point Road, Groton, CT 06340 (US). **BRONK, Brian, Scott** [US/US]; Pfizer Global Research and Development, Eastern Point Road, Groton, CT 06340 (US). **CHENG, Hengmiao** [CA/US]; Agouron Pharmaceuticals Inc., A Pfizer Company, 10777 Science Center Drive, San Diego, CA 92121 (US). **CHANG, George** [US/US]; Pfizer Central Research, Eastern Point Road, Groton, CT 06340 (US). **COLE, Bridget, McCarthy** [US/US]; Pfizer Inc, Cambridge Discovery Technology Center, 620 Memorial

Published:

— with international search report

For two-letter codes and other abbreviations, refer to the "Guidance Notes on Codes and Abbreviations" appearing at the beginning of each regular issue of the PCT Gazette.

(54) Title: MICROSOMAL TRIGLYCERIDE TRANSFER PROTEIN INHIBITORS



(57) Abstract: The present invention provides inhibitors of microsomal triglyceride transfer protein (MTP) and/or apolipoprotein B (Apo B) secretion having Formula (I) which are useful for the treatment of obesity and related diseases, as well as prevention and treatment of atherosclerosis and its clinical sequelae, for lowering serum lipids, and in the prevention and treatment of related diseases. The invention further relates to pharmaceutical compositions

comprising the compounds of the present invention and to methods of treating obesity, atherosclerosis, and related diseases and/or conditions with the compounds of the present invention, either alone or in combination with other medicaments, including lipid-lowering agents.



WO 2004/056777 A1

MICROSOMAL TRIGLYCERIDE TRANSFER PROTEIN INHIBITORS

5 FIELD OF THE INVENTION

This invention relates to inhibitors of microsomal triglyceride transfer protein (MTP) and/or apolipoprotein B (Apo B) secretion which are useful for the treatment of obesity and related diseases, as well as prevention and treatment of atherosclerosis and its clinical sequelae, for lowering serum lipids, and in the prevention and treatment of related diseases. The invention further relates to pharmaceutical compositions comprising these compounds and to methods of treating obesity, atherosclerosis, and related diseases and/or conditions with said compounds, either alone or in combination with other medicaments, including lipid-lowering agents.

15

BACKGROUND OF THE INVENTION

Microsomal triglyceride transfer protein catalyzes the transport of triglyceride, cholesteryl ester, and phospholipids and has been implicated as a putative mediator in the assembly of Apo B-containing lipoproteins, biomolecules which contribute to the formation of atherosclerotic lesions. Specifically, the subcellular (lumen of the microsomal fraction) and tissue distribution (liver and intestine) of MTP have led to speculation that it plays a role in the assembly of plasma lipoproteins, as these are the sites of plasma lipoprotein assembly. The ability of MTP to catalyze the transport of triglyceride between membranes is consistent with this speculation, and suggests that MTP may catalyze the transport of triglyceride from its site of synthesis in the endoplasmic reticulum membrane to nascent lipoprotein particles within the lumen of the endoplasmic reticulum.

Accordingly, compounds which inhibit MTP and/or otherwise inhibit Apo B secretion are useful in the treatment of atherosclerosis and other conditions related thereto. Such compounds are also useful in the treatment of other diseases or conditions in which, by inhibiting MTP and/or Apo B secretion, serum cholesterol and triglyceride levels may be reduced. Such

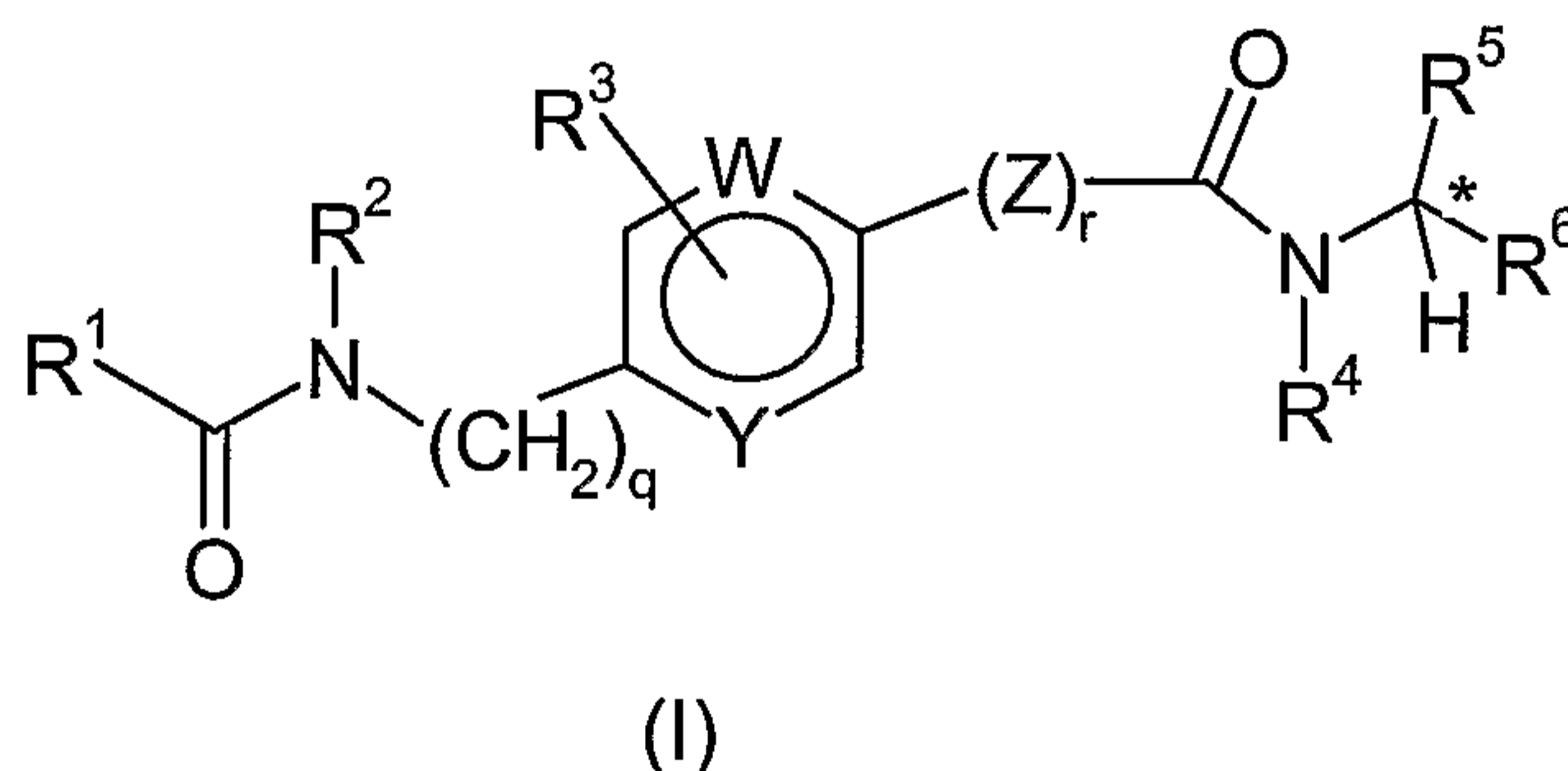
30

-2-

conditions may include, for example, hypercholesterolemia, hypertriglyceridemia, pancreatitis, and obesity; and hypercholesterolemia, hypertriglyceridemia, and hyperlipidemia associated with pancreatitis, obesity, and diabetes. For a detailed discussion, see for example, Wetterau et al., *Science*, **258**, 999-1001, (1992), Wetterau et al., *Biochem Biophys Acta*, **875**, 610-617 (1986), European patent application publication Nos. 0 584 446 A2, and 0 643 057 A1, the latter of which refers to certain compounds which have utility as inhibitors of MTP. Other examples of MTP inhibitors may be found in e.g., U.S. Patent Numbers 5,712,279; 5,741,804; 5,968,950; 6,066,653; and 6,121,283; PCT International Patent Application publications WO 96/40640, WO 97/43257, WO 98/27979, WO 99/33800 and WO 00/05201; EP 584446 B and EP 643,057 A.

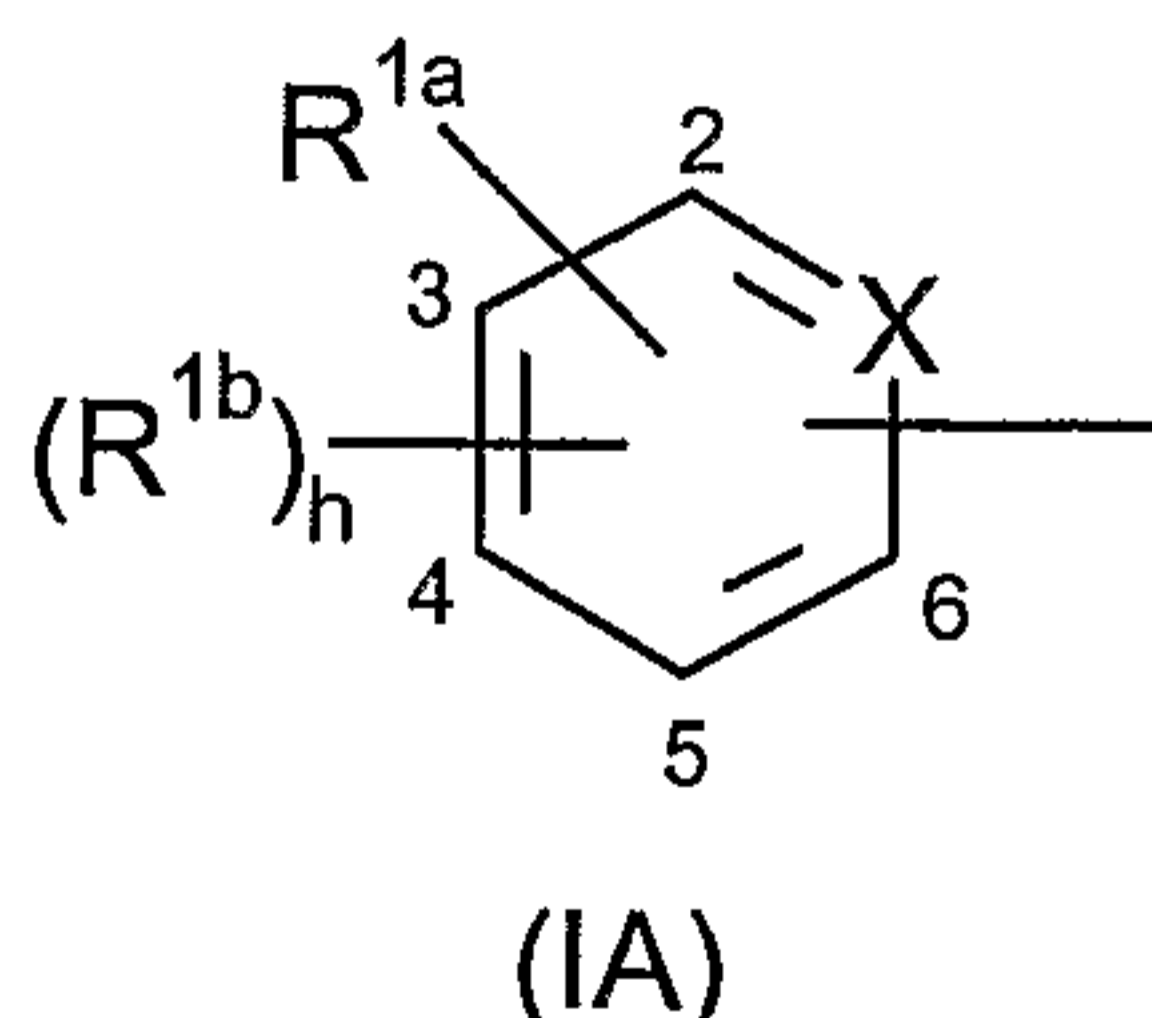
SUMMARY OF THE INVENTION

The present invention provides compounds of the Formula (I) having the structure



wherein:

R^1 is a group of Formula (IA) having the structure



where h is 0 to 3 (preferably, h is 0),
X is N or $-C(R^{1c})-$ (preferably, X is CH),

-3-

R^{1a} is phenyl, pyridyl, phenyl-Z'-, or pyridyl-Z'-, where Z' is $-S(O)_j-$, $-O-$, $-(CR^{1a'}R^{1b'})_k$, or $-(O)_m(CR^{1a'}R^{1b'})_k(O)_m(CR^{1a'}R^{1b'})_k-$, and the phenyl and pyridyl moieties are each optionally substituted with 1 to 3 substituents (preferably, R^{1a} is *p*-trifluoromethylphenyl),

5 R^{1b} and R^{1c} are each independently hydrogen, halo, cyano, nitro, azido, amino, hydroxy, (C₁-C₆)alkyl, (C₂-C₆)alkoxy, methoxy, (C₁-C₆)alkoxy(C₁-C₆)alkyl, mono-, di- or tri- halo(C₂-C₆)alkyl, perfluoro(C₂-C₄)alkyl, trifluoromethyl, trifluoromethyl(C₁-C₅)alkyl, mono-, di- or tri- halo(C₂-C₆)alkoxy, trifluoromethyl(C₁-C₅)alkoxy, (C₁-C₆)alkylthio,
 10 hydroxy(C₁-C₆)alkyl, (C₃-C₈)cycloalkyl(CR^{1a'}R^{1b'})_k-, (C₂-C₆)alkenyl, (C₂-C₆)alkynyl, (C₁-C₆)alkylamino-, (C₁-C₆)dialkylamino, amino(C₁-C₆)alkyl-,
 $-(CR^{1a'}R^{1b'})_kNR^{1a'}R^{1b''}$, $-C(O)NR^{1b'}R^{1b''}$, $-NR^{1b''}C(O)R^{1b'''}$, $-NR^{1b''}OR^{1b'''}$,
 $-CH=NOR^{1b'''}$, $-NR^{1b''}C(O)OR^{1b'''}$, $-NR^{1b''}S(O)_jR^{1b'''}$, $-C(O)R^{1b'''}$, $-C(S)R^{1b'''}$,
 $-C(O)OR^{1b'''}$, $-OC(O)R^{1b'''}$, $-SO_2NR^{1b'}R^{1b''}$, $-S(O)_jR^{1b'''}$, or
 15 $-(CR^{1a'}R^{1b'})_kS(O)_jR^{1b'''}$,

where $R^{1a'}$ and $R^{1b'}$ are each independently hydrogen or (C₁-C₆)alkyl,

$R^{1b''}$ is H, (C₁-C₆)alkyl, (C₃-C₈)cycloalkyl, $-C(O)R^{1b'''}$, $-C(S)R^{1b'''}$,
 $-(CR^{1a'}R^{1b'})_nO(C_1-C_6 \text{ alkyl})$, $-(CR^{1a'}R^{1b'})_nS(C_1-C_6 \text{ alkyl})$,
 20 $-(CR^{1a'}R^{1b'})_pC(O)R^{1b'''}$, $-(CR^{1a'}R^{1b'})_nR^{1b'''}$ or $-SO_2R^{1b'''}$,

each $R^{1b'''}$ is independently H, (C₁-C₆)alkyl, (C₃-C₈)cycloalkyl, trifluoromethyl, trifluoromethyl(C₁-C₅)alkyl, wherein the alkyl, moieties of the foregoing $R^{1b'''}$ groups are optionally substituted with 1 to 3 substituents each independently selected from the group consisting of
 25 C₁-C₆ alkyl, C₁-C₆ alkoxy, amino, hydroxy, halo, cyano, nitro, trifluoromethyl and trifluoromethoxy,

j is 0, 1 or 2,

each k is independently an integer from 0 to 6,

each m is independently 0 or 1,

30 n is an integer from 1 to 6, and

p is an integer from 2 to 5;

-4-

R^2 is H, (C₁-C₆)alkyl, (C₃-C₈)cycloalkyl, -C(O)R^{1b'''}, -C(S)R^{1b'''},
 -(CR^{1a'}R^{1b'})_nO(C₁-C₆ alkyl), -(CR^{1a'}R^{1b'})_nS(C₁-C₆ alkyl), -(CR^{1a'}R^{1b'})_pC(O)R^{1b'''},
 -(CR^{1a'}R^{1b'})_pR^{1b'''} or -SO₂R^{1b'''} (R^2 is preferably hydrogen or (C₁-C₆)alkyl; more
 preferably, hydrogen or methyl; most preferably, hydrogen),

5 or R^2 taken together with either R^3 or R^{3a} forms a 5- to 6-membered
 partially saturated heterocyclic ring containing one nitrogen atom within the
 ring;

q is 0 or 1 (preferably, q is 0);

10 R^3 is H, halo, (C₁ - C₆)alkyl, or mono-, di- or tri- halo(C₁ - C₆)alkyl, or R^3
 taken together with R^2 forms a 5- to 6-membered partially saturated
 heterocyclic ring containing one nitrogen atom within the ring;

15 Y is -C(R^{3a})- and W is -C(R^{3b})-, Y is N and W is -C(R^{3b})-, Y is -C(R^{3a})-
 and W is N, or Y is a bond and W is -N(R^{3c})-, where R^{3a} is H, halo, (C₁ -
 C₆)alkyl, or mono-, di- or tri- halo(C₁ - C₆)alkyl, or R^{3a} taken together with R^2
 forms a 5- to 6-membered partially saturated heterocyclic ring containing one
 nitrogen atom within the ring, R^{3b} is H, halo, (C₁ - C₆)alkyl, or mono-, di- or tri-
 halo(C₁ - C₆)alkyl, and R^{3c} is (C₁- C₄)alkyl; (preferably, both Y and W are
 -C(R^{3a})-);

Z is -SCH₂-, -CH₂-, or -OCH₂-;

20 r is 0 or 1 (preferably, r is 0);

R^4 is H, (C₁-C₆)alkyl, (C₃-C₈)cycloalkyl, -C(O)R^{1b'''}, -C(S)R^{1b'''},
 -(CR^{1a'}R^{1b'})_nO(C₁-C₆ alkyl), -(CR^{1a'}R^{1b'})_nS(C₁-C₆ alkyl), -(CR^{1a'}R^{1b'})_pC(O)R^{1b'''},
 -(CR^{1a'}R^{1b'})_pR^{1b'''} or -SO₂R^{1b'''} (R^4 is preferably hydrogen or (C₁-C₆)alkyl; more
 preferably, hydrogen or methyl; most preferably, hydrogen);

25 R^5 is (C₁-C₆)alkyl, an optionally substituted phenyl, or an optionally
 substituted heteroaryl (preferably, R^5 is phenyl);

R^6 is hydrogen, (C₁-C₆)alkyl, -C(O)-O(C₁-C₆)alkyl, -NH-C(O)-R^{6a}, or
 -C(O)-NR^{6a}R^{6b}, where

30 R^{6a} is hydrogen, (C₁-C₆)alkyl, or halo-substituted (C₁-C₆)alkyl,
 R^{6b} is (C₃-C₈)cycloalkyl, -C(O)R^{1b'''}, -C(S)R^{1b'''}, -(CR^{1a'}R^{1b'})_nO(C₁-
 C₆ alkyl), -(CR^{1a'}R^{1b'})_nS(C₁-C₆ alkyl), -(CR^{1a'}R^{1b'})_pC(O)R^{1b'''},
 -(CR^{1a'}R^{1b'})_pR^{1b'''}, -SO₂R^{1b'''}, or -(CH₂)_s-R^{6a'}, where s is an integer from 0
 to 6 and $R^{6a'}$ is (C₁-C₆)alkylamino, di(C₁-C₆)alkylamino, or a chemical

-5-

moiety selected from the group consisting of a 3- to 6-membered partially or fully saturated carbocyclic ring, a 3- to 6-membered partially or fully saturated heterocyclic ring, heteroaryl, and phenyl, where said chemical moiety is optionally substituted with 1 to 3 substituents

5 (preferred substituents are those listed for R^{1b}),

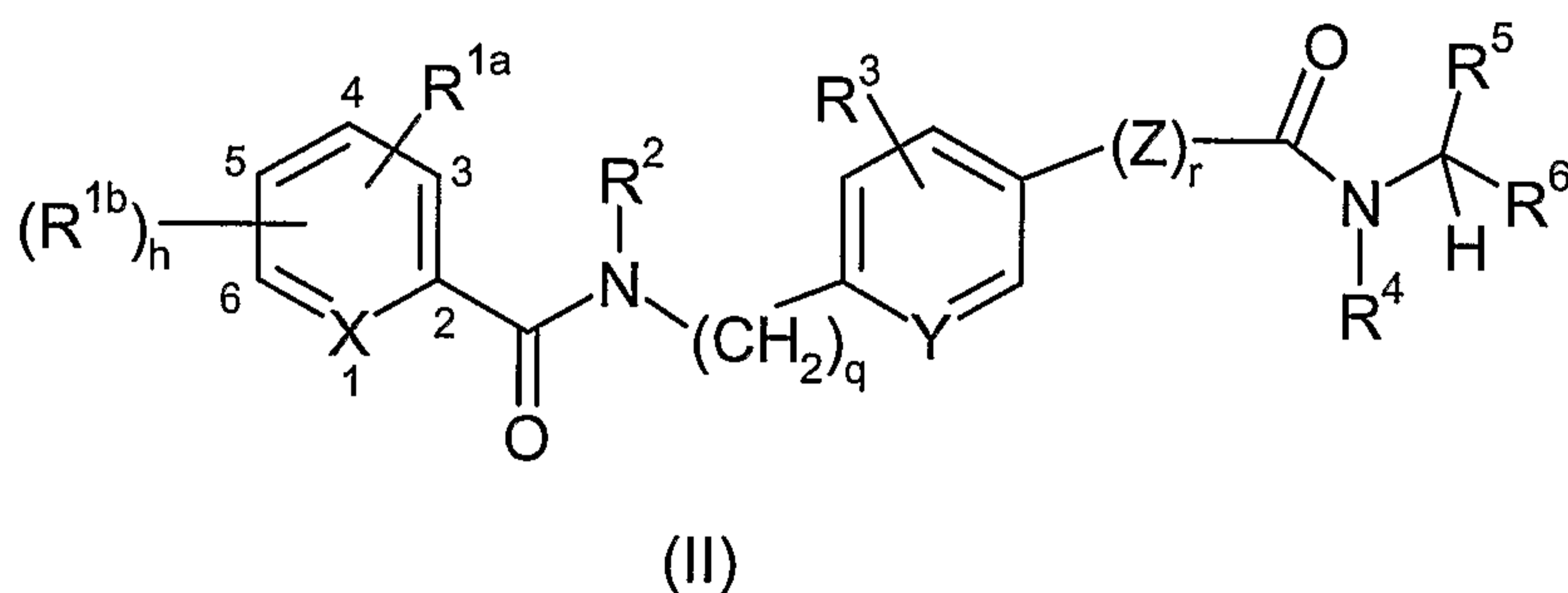
or R^{6a} and R^{6b} taken together with the nitrogen to which they are attached form a 5- to 6-membered heterocyclic ring containing an optional additional heteroatom selected from O, S or N within the ring; and wherein any of the above "alkyl", "alkenyl" or "alkynyl" moieties

10 comprising a CH₃ (methyl), CH₂ (methylene), or CH (methine) group which is not substituted with halogen, SO or SO₂, or attached to a N, O or S atom, optionally bears on the methyl, the methylene or the methine group a substituent selected from the group consisting of halo, -OR^{1a'}, -SR^{1a'} and -NR^{1a'}R^{1b'};

15 a pharmaceutically acceptable salt thereof, a prodrug of the compound or the salt, or a solvate or hydrate of the compound, the salt or the prodrug.

In one embodiment of the present invention, R¹ is attached at the 2 position of the group of Formula (IA) to provide a compound of Formula (II) having the structure

20

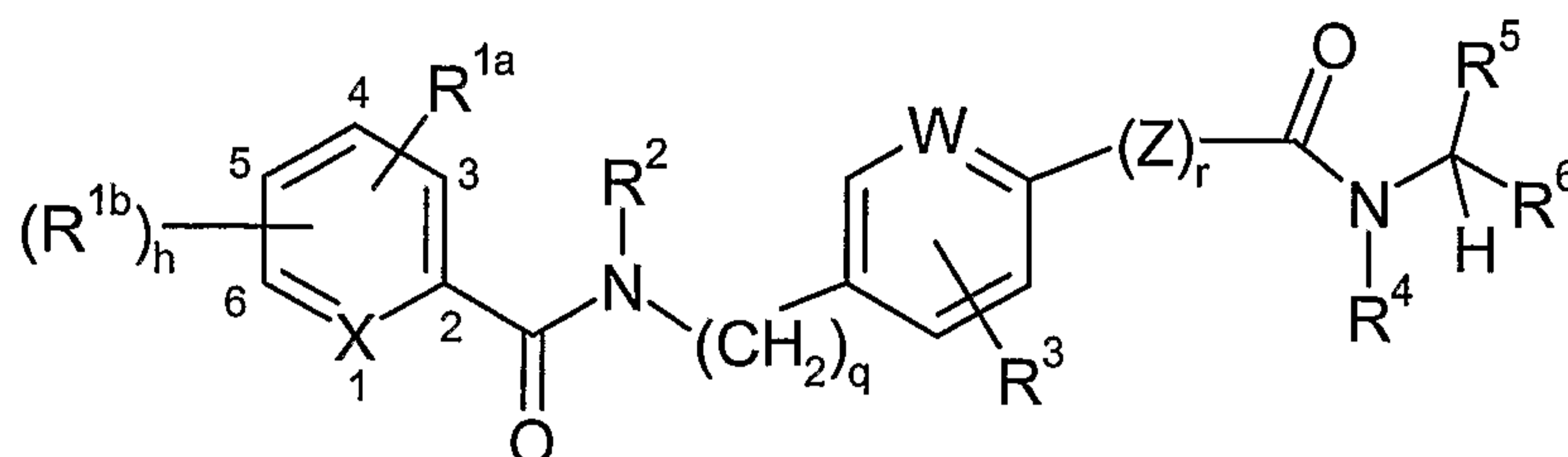


wherein Y is N or -C(R^{3a})-; and R^{1a}, R^{1b}, h, X, R², q, R³, R^{3a}, Z, r, R⁴, R⁵, and R⁶ are as defined above; a pharmaceutically acceptable salt thereof,

25 a prodrug of the compound or the salt, or a solvate or hydrate of the compound, the salt or the prodrug. Preferably, R^{1a} is attached at the 3 position.

-6-

In another embodiment of the present invention, a compound of Formula (III) is provided having the structure



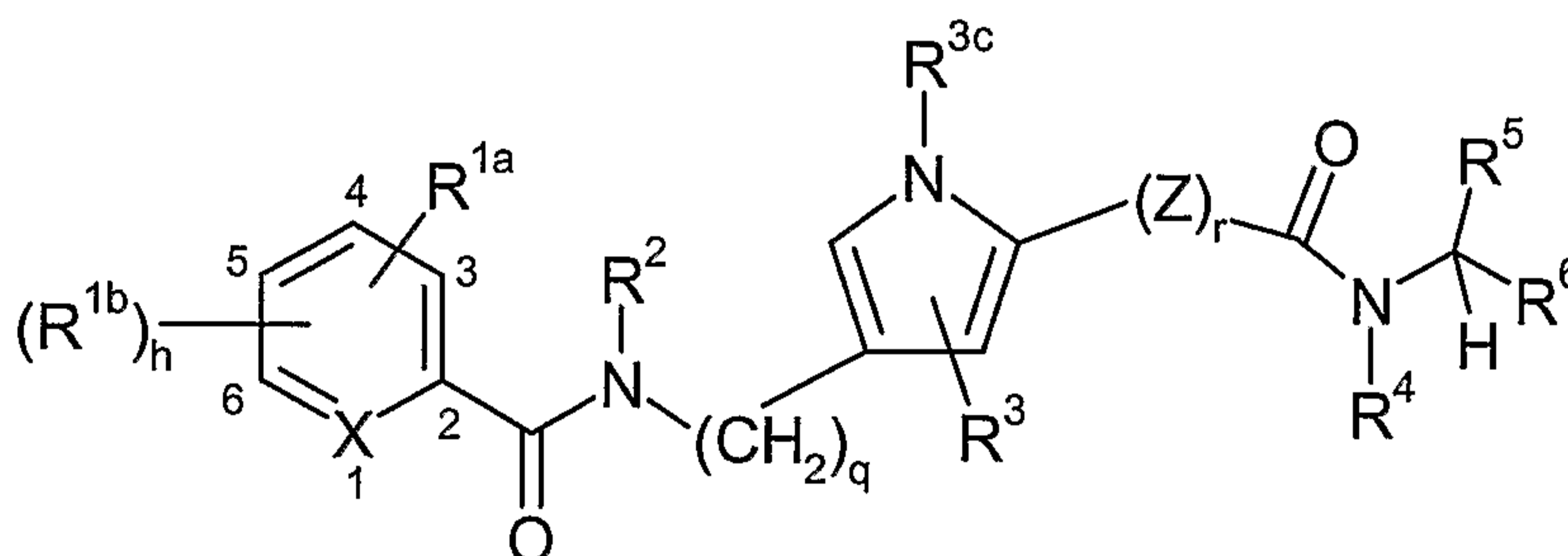
5

(III)

wherein W is N or $-(CR^{3b})-$; and R^{1a} , R^{1b} , h, X, R^2 , q, R^3 , R^{3b} , Z, r, R^4 , R^5 , and R^6 are as defined above; a pharmaceutically acceptable salt thereof, a prodrug of the compound or the salt, or a solvate or hydrate of the compound, the salt or the prodrug.

10

In yet another embodiment of the present invention, a compound of Formula (IV) is provided having the structure



15

(IV)

wherein R^{1a} , R^{1b} , h, X, R^2 , q, R^3 , R^{3c} , Z, r, R^4 , R^5 , and R^6 are as defined above; a pharmaceutically acceptable salt thereof, a prodrug of the compound or the salt, or a solvate or hydrate of the compound, the salt or the prodrug.

20

Preferred compounds of the present invention where r is 0 include:

(S) 4'-trifluoromethyl-biphenyl-2-carboxylic acid {4-[(isopropylcarbamoyl-phenyl-methyl)-carbamoyl]-2-methyl-phenyl}-amide;

-7-

(S) 4'-trifluoromethyl-biphenyl-2-carboxylic acid (4-[[[(1-ethyl-propylcarbamoyl)-phenyl-methyl]-carbamoyl]-2-methyl-phenyl]-amide;

(S) 4'-trifluoromethyl-biphenyl-2-carboxylic acid (4-[[[(isopropyl-methyl-carbamoyl)-phenyl-methyl]-carbamoyl]-2-methyl-phenyl]-amide;

5 (S) 4'-trifluoromethyl-biphenyl-2-carboxylic acid {4-[[[(isopropylcarbamoyl-phenyl-methyl)-carbamoyl]-2-methoxy-phenyl]-amide;

(S) 4'-trifluoromethyl-biphenyl-2-carboxylic acid (4-[[[(1-ethyl-propylcarbamoyl)-phenyl-methyl]-carbamoyl]-2-methoxy-phenyl]-amide;

10 (S) 4'-trifluoromethyl-biphenyl-2-carboxylic acid (2-methoxy-4-[[[(4-methoxy-benzylcarbamoyl)-phenyl-methyl]-carbamoyl]-phenyl]-amide;

(S) 4'-trifluoromethyl-biphenyl-2-carboxylic acid (4-[[[(4-fluoro-benzylcarbamoyl)-phenyl-methyl]-carbamoyl]-2-methoxy-phenyl]-amide;

(S) N-(butylcarbamoyl-phenyl-methyl)-6-[(4'-trifluoromethyl-biphenyl-2-carbonyl)-amino]-nicotinamide;

15 (S) 4'-trifluoromethyl-biphenyl-2-carboxylic acid 4-(2-oxo-1-phenyl-2-piperidin-1-yl-ethylcarbamoyl)-benzylamide;

(S) 4'-trifluoromethyl-biphenyl-2-carboxylic acid 4-(2-morpholin-4-yl-2-oxo-1-phenyl-ethylcarbamoyl)-benzylamide;

20 (S) N-[(butyl-methyl-carbamoyl)-phenyl-methyl]-6-[(4'-trifluoromethyl-biphenyl-2-carbonyl)-amino]-nicotinamide; and

(S) N-(phenyl-propylcarbamoyl-methyl)-6-[(4'-trifluoromethyl-biphenyl-2-carbonyl)-amino]-nicotinamide;

a pharmaceutically acceptable salt thereof or a solvate or hydrate of said compound or said salt.

25 Preferred compounds where Z is $-SCH_2-$ include:

(S) 4'-trifluoromethyl-biphenyl-2-carboxylic acid [4-[[[(cyclopropylmethyl-carbamoyl)-phenyl-methyl]-carbamoyl]-methylsulfanyl]-phenyl]-amide;

30 (S) 4'-trifluoromethyl-biphenyl-2-carboxylic acid {4-[(2-oxo-1-phenyl-2-piperidin-1-yl-ethylcarbamoyl)-methylsulfanyl]-phenyl}-amide; and

(S) 4'-trifluoromethyl-biphenyl-2-carboxylic acid (4-[[[(cyclopropylcarbamoyl-phenyl-methyl)-carbamoyl]-methylsulfanyl]-phenyl]-amide;

-8-

a pharmaceutically acceptable salt thereof or a solvate or hydrate of said compound or said salt.

Preferred compounds where R² taken together with R³ forms a 5-membered partially saturated heterocyclic ring include:

- 5 (S) 1-(4'-trifluoromethyl-biphenyl-2-carbonyl)-2,3-dihydro-1H-indole-5-carboxylic acid [(3-methoxy-benzylcarbamoyl)-phenyl-methyl]-amide;
- (S) 1-(4'-trifluoromethyl-biphenyl-2-carbonyl)-2,3-dihydro-1H-indole-5-carboxylic acid (cyclopropylcarbamoyl-phenyl-methyl)-amide;
- (S) 1-(4'-trifluoromethyl-biphenyl-2-carbonyl)-2,3-dihydro-1H-indole-5-
10 carboxylic acid (2-oxo-1-phenyl-2-pyrrolidin-1-yl-ethyl)-amide;
- (S) 1-(4'-trifluoromethyl-biphenyl-2-carbonyl)-2,3-dihydro-1H-indole-5-carboxylic acid (2-oxo-1-phenyl-2-piperidin-1-yl-ethyl)-amide;
- (S) 1-(4'-trifluoromethyl-biphenyl-2-carbonyl)-2,3-dihydro-1H-indole-5-carboxylic acid (2-morpholin-4-yl-2-oxo-1-phenyl-ethyl)-amide;
- 15 (S) 1-(4'-trifluoromethyl-biphenyl-2-carbonyl)-2,3-dihydro-1H-indole-5-carboxylic acid [(4-methyl-benzylcarbamoyl)-phenyl-methyl]-amide;
- (S) 1-(4'-trifluoromethyl-biphenyl-2-carbonyl)-2,3-dihydro-1H-indole-5-carboxylic acid [(4-methoxy-benzylcarbamoyl)-phenyl-methyl]-amide;
- (S) 1-(4'-trifluoromethyl-biphenyl-2-carbonyl)-2,3-dihydro-1H-indole-5-
20 carboxylic acid [(3-methyl-benzylcarbamoyl)-phenyl-methyl]-amide;
- (S) 1-(4'-trifluoromethyl-biphenyl-2-carbonyl)-2,3-dihydro-1H-indole-5-carboxylic acid (phenyl-propylcarbamoyl-methyl)-amide;
- (S) 1-(4'-trifluoromethyl-biphenyl-2-carbonyl)-2,3-dihydro-1H-indole-5-
carboxylic acid [(methyl-propyl-carbamoyl)-phenyl-methyl]-amide;
- 25 (S) 1-(4'-trifluoromethyl-biphenyl-2-carbonyl)-2,3-dihydro-1H-indole-5-carboxylic acid [(ethyl-propyl-carbamoyl)-phenyl-methyl]-amide;
- (S) 1-(4'-trifluoromethyl-biphenyl-2-carbonyl)-2,3-dihydro-1H-indole-5-carboxylic acid (diethylcarbamoyl-phenyl-methyl)-amide; and
- (S) 1-(4'-Trifluoromethyl-biphenyl-2-carbonyl)-2,3-dihydro-1H-indole-5-
30 carboxylic acid [(ethyl-methyl-carbamoyl)-phenyl-methyl]-amide;
- a pharmaceutically acceptable salt thereof or a solvate or hydrate of said compound or said salt.

-9-

Many of the compounds described herein contain at least one chiral center; consequently, those skilled in the art will appreciate that all stereoisomers (e.g., enantiomers and diastereoisomers) of the compounds illustrated and discussed herein are within the scope of the present invention.

5 In addition, tautomeric forms of the compounds are also within the scope of the present invention. When R⁵ is phenyl, the carbon atom to which R⁵ is attached (e.g., the carbon indicated with an asterick in the compound of Formula (I) above) is preferably a (S) configuration.

In another aspect of the present invention, a pharmaceutical
10 composition is provided that comprises (1) a compound of the present invention; and (2) a pharmaceutically acceptable excipient, diluent, or carrier. Preferably, the composition comprises a thereapeutically effective amount of a compound of the present invention. The composition may also contain at least one additional pharmaceutical agent (described herein). Preferred
15 pharmaceutical agents include lipid-lowering agents, cholesterol absorption inhibitors, PPAR inhibitors, CETP inhibitors, HMG-CoA reductase inhibitors, HMG-CoA synthase inhibitors, inhibitors of HMG-CoA reductase gene expression, niacin, antioxidants, ACAT inhibitors, squalene synthetase inhibitors, and anti-obesity agents.

20 In yet another aspect of the present invention, a method is provided for treating a disease, condition or disorder modulated by the inhibition of a microsomal triglyceride transfer protein and/or apolipoprotein B secretion in animals that includes the step of administering to an animal in need of such treatment a therapeutically effective amount of a compound of the present
25 invention (or a pharmaceutical composition thereof).

Diseases, conditions, and/or disorders modulated by microsomal triglyceride transfer protein and/or apolipoprotein B secretion include atherosclerosis, pancreatitis, obesity (including weight loss, reduction of food intake, etc.), hypercholesterolemia, hypertriglyceridemia, hyperlipidemia, and
30 diabetes.

In one embodiment, a method is provided for treating atherosclerosis; pancreatitis secondary to hypertriglyceridemia, and/or hyperglycemia (1) by causing a reduced absorption of dietary fat through MTP inhibition, (2) by

-10-

lowering triglycerides through MTP inhibition or (3) by decreasing the absorption of free fatty acids through MTP inhibition, which comprises administering to an animal in need of treatment a therapeutically effective amount of a compound of the present invention.

5 In another embodiment, a method is provided for treating diabetes in an animal, which comprises administering to an animal in need of such treatment a therapeutically effective amount of a compound of the present invention.

10 In yet another embodiment, a method is provided for treating obesity in an animal, which comprises administering to an animal in need of such treatment a therapeutically effective amount of a compound of the present invention.

In another aspect of the present invention, a combination therapy is provided where a compound of the present invention is administered in
15 combination with other pharmaceutical agents. Preferred pharmaceutical agents include lipid-lowering agents, cholesterol absorption inhibitors, PPAR inhibitors, CETP inhibitors, HMG-CoA reductase inhibitors, HMG-CoA synthase inhibitors, inhibitors of HMG-CoA reductase gene expression, niacin, antioxidants, ACAT inhibitors, squalene synthetase inhibitors, and anti-
20 obesity agents such as cannabinoid antagonists or reverse agonists, MCR-4 agonists, CCK-A agonists, monoamine reuptake inhibitors, sympathomimetic agents, β_3 adrenergic receptor agonists, dopamine agonists, melanocyte-stimulating hormone receptor analogs, 5-HT_{2c} receptor agonists, melanin concentrating hormone antagonists, leptin, leptin analogs, leptin receptor
25 agonists, galanin antagonists, lipase inhibitors, bombesin agonists, neuropeptide-Y antagonists, thyromimetic agents, dehydroepiandrosterone or analogs thereof, glucocorticoid receptor antagonists, orexin receptor antagonists, glucagon-like peptide-1 receptor agonists, ciliary neurotrophic factors, human agouti-related protein antagonists, ghrelin receptor
30 antagonists, histamine 3 receptor antagonists or inverse agonists, and neuromedin U receptor agonists, and the like.

The combination therapy may be administered as (a) a single pharmaceutical composition which comprises a compound of the present

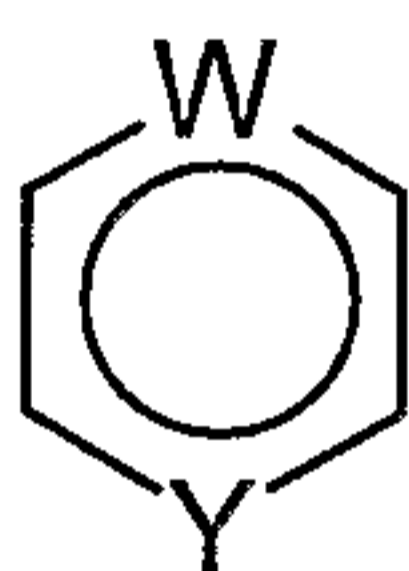
-11-

invention, at least one additional pharmaceutical agent described herein and a pharmaceutically acceptable excipient, diluent, or carrier; or (b) two separate pharmaceutical compositions comprising (i) a first composition comprising a compound of the present invention and a pharmaceutically acceptable excipient, diluent, or carrier, and (ii) a second composition comprising at least one additional pharmaceutical agent described herein and a pharmaceutically acceptable excipient, diluent, or carrier. The pharmaceutical compositions may be administered simultaneously or sequentially and in any order.

10

Definitions

As used herein, the moiety having the following structure is an aromatic moiety having the following corresponding meanings when Y and W are as defined below:



15

When Y is $-C(R^{3a})-$ and W is $-C(R^{3b})-$, then the structure above represents a phenyl ring with substituents R^{3a} and R^{3b} at their respective positions. When Y is N and W is $-C(R^{3b})-$, then the structure above represents a pyridine ring substituted with a substituent R^{3b} at the W position. When Y is $-C(R^{3a})-$ and W is N, then the structure above represents a pyridine substituted with a substituent R^{3a} at the Y position. When Y is a bond and W is $-N(R^{3c})-$, then the structure above represents a 1H-pyrrole ring with substituent R^{3c} attached to the pyrrole ring nitrogen.

As used herein, the term "alkyl" refers to a hydrocarbon radical of the general formula C_nH_{2n+1} . The alkane radical may be straight or branched. For example, the term "(C₁-C₆)alkyl" refers to a monovalent, straight, or branched aliphatic group containing 1 to 6 carbon atoms (e.g., methyl, ethyl, *n*-propyl, *i*-propyl, *n*-butyl, *i*-butyl, *s*-butyl, *t*-butyl, *n*-pentyl, 1-methylbutyl, 2-methylbutyl, 3-methylbutyl, neopentyl, 3,3-dimethylpropyl, hexyl, 2-methylpentyl, and the like). Similarly, the alkyl portion (i.e., alkyl moiety) of an alkoxy, acyl (e.g., alkanoyl), alkylamino, dialkylamino, and alkylthio group have the same

30

-12-

definition as above. When indicated as being "optionally substituted", the alkane radical or alkyl moiety may be unsubstituted or substituted with one or more substituents (generally, one to three substituents except in the case of halogen substituents such as perchloro or perfluoroalkyls) independently
5 selected from the group of substituents listed below in the definition for "substituted." "Halo-substituted alkyl" refers to an alkyl group substituted with one or more halogen atoms (e.g., fluoromethyl, difluoromethyl, trifluoromethyl, perfluoroethyl, and the like). Preferably, alkyl moieties comprising a CH₃ (methyl), CH₂ (methylene), or CH (methine) group which is not substituted
10 with halogen, SO or SO₂, or attached to a N, O or S atom may optionally bear on the methyl, the methylene or the methine group a substituent selected halo, -OR^{1a'}, -SR^{1a'} or -NR^{1a'}R^{1b'} where R^{1a'} and R^{1b'} are as defined above.

The term "alkenyl" refers to both straight and branched chain hydrocarbon groups containing at least two carbons and at least one
15 unsaturation within the chain. Some examples of alkenyl groups are ethenyl, propenyl, isobutenyl, 1,3-pentadienyl, 2,4-pentadienyl, and the like. Preferably, alkenyl moieties comprising a CH₃ (methyl), CH₂ (methylene), or CH (methine) group which is not substituted with halogen, SO or SO₂, or attached to a N, O or S atom may optionally bear on the methyl, the
20 methylene or the methine group a substituent selected halo, -OR^{1a'}, -SR^{1a'} or -NR^{1a'}R^{1b'} where R^{1a'} and R^{1b'} are as defined above.

The term "alkynyl" means both straight and branched chain hydrocarbon groups containing at least one triple bond between two carbon atoms. Some examples of alkynyl groups are ethynyl and propynyl, e.g.,
25 propyn-1-yl and propyn-2-yl and propyn-3-yl. Preferably, alkynyl moieties comprising a CH₃ (methyl), CH₂ (methylene), or CH (methine) group which is not substituted with halogen, SO or SO₂, or attached to a N, O or S atom may optionally bear on the methyl, the methylene or the methine group a substituent selected halo, -OR^{1a'}, -SR^{1a'} or -NR^{1a'}R^{1b'} where R^{1a'} and R^{1b'}
30 are as defined above.

The terms "partially or fully saturated carbocyclic ring" (also referred to as "partially or fully saturated cycloalkyl") refers to nonaromatic rings that are either partially or fully hydrogenated and may exist as a single ring, bicyclic

-13-

ring or a spiro-fused ring. Unless specified otherwise, the carbocyclic ring is generally a 3- to 8-membered ring. For example, partially or fully saturated carbocyclic rings (or cycloalkyl) include groups such as cyclopropyl, cyclopropenyl, cyclobutyl, cyclobutenyl, cyclopentyl, cyclopentenyl, cyclopentadienyl, cyclohexyl, cyclohexenyl, cyclohexadienyl, norbornyl (bicyclo[2.2.1]heptyl), norbornenyl, bicyclo[2.2.2]octyl, and the like. When designated as being "optionally substituted", the partially saturated or fully saturated cycloalkyl group may be unsubstituted or substituted with one or more substituents (typically, one to three substituents) independently selected from the group of substituents listed below in the definition for "substituted." A substituted carbocyclic ring also includes groups wherein the carbocyclic ring is fused to a phenyl ring (e.g., indanyl). The carbocyclic group may be attached to the chemical entity or moiety by any one of the carbon atoms within the carbocyclic ring system. When substituted, the carbocyclic group is preferably substituted with 1 or 2 substituents independently selected from carboxy (-CO₂H), aminocarbonyl (-CONH₂), mono- or di-(C₁-C₆)alkylaminocarbonyl (mono- or di-(C₁-C₆)alkylamino-C(O)-), acyl, (C₁-C₃)alkyl, (C₂-C₃)alkenyl, (C₁-C₆)alkynyl, aryl, heteroaryl, 3- to 6-membered heterocycle, chloro, fluoro, cyano, hydroxy, (C₁-C₃)alkoxy, aryloxy, heteroaryloxy, acyloxy, amino, (C₁-C₆)alkylamino, di-(C₁-C₄)alkylamino, carbamoyl (i.e., (C₁-C₃)alkyl-O-C(O)-NH- or mono- or di-(C₁-C₃)alkylamino-C(O)-O-), (C₁-C₆)alkoxycarbonyl, (C₃-C₆)cycloalkoxycarbonyl, aryloxycarbonyl, heteroaryloxycarbonyl, hydroxy(C₂-C₃)alkylamino, or oxo, wherein each aminocarbonyl, mono- or di-alkylaminocarbonyl, acyl, alkyl, cycloalkyl, alkenyl, alkynyl, aryl, heteroaryl, heterocycle, alkoxy, aryloxy, heteroaryloxy, acyloxy, alkylamino, dialkylamino, carbamoyl, alkoxycarbonyl, cycloalkoxycarbonyl, aryloxycarbonyl, heteroaryloxycarbonyl and hydroxyalkylamino can be optionally substituted with up to three substituents independently selected from chlorine, fluorine, hydroxy, cyano, and amino, and more preferably 1 or 2 from substituents independently selected from (C₁-C₂)alkyl, 3- to 6-membered heterocycle, fluoro, (C₁-C₃)alkoxy, (C₁-C₄)alkylamino or di-(C₁-C₂)alkylamino optionally substituted as described above. Similarly, any cycloalkyl portion of a group (e.g., cycloalkylalkyl,

-14-

cycloalkylamino, etc.) has the same definition as above.

The term "partially saturated or fully saturated heterocyclic ring" (also referred to as "partially saturated or fully saturated heterocycle") refers to nonaromatic rings that are either partially or fully hydrogenated and may exist
5 as a single ring, bicyclic ring or a spiro-fused ring. Unless specified otherwise, the heterocyclic ring is generally a 3- to 6-membered ring containing 1 to 3 heteroatoms (preferably 1 or 2 heteroatoms) independently selected from sulfur, oxygen and/or nitrogen. Partially saturated or fully saturated heterocyclic rings include groups such as epoxy, aziridinyl,
10 tetrahydrofuranyl, dihydrofuranyl, dihydropyridinyl, pyrrolidinyl, N-methylpyrrolidinyl, imidazolidinyl, imidazolynyl, piperidinyl, piperazinyl, pyrazolidinyl, 2H-pyranyl, 4H-pyranyl, 2H-chromenyl, oxazinyl, morpholino, thiomorpholino, tetrahydrothienyl, tetrahydrothienyl 1,1-dioxide, and the like. When indicated as being "optionally substituted", the partially saturated or
15 fully saturated heterocycle group may be unsubstituted or substituted with one or more substituents (typically, one to three substituents) independently selected from the group of substituents listed below in the definition for "substituted." A substituted heterocyclic ring includes groups wherein the heterocyclic ring is fused to an aryl or heteroaryl ring (e.g., 2,3-
20 dihydrobenzofuranyl, 2,3-dihydroindolyl, 2,3-dihydrobenzothiophenyl, 2,3-dihydrobenzothiazolyl, etc.). When substituted, the heterocycle group is preferably substituted with 1 or 2 substituents independently selected from acyl, (C₁-C₃)alkyl, (C₃-C₆)cycloalkyl, (C₂-C₄)alkenyl, (C₁-C₆)alkynyl, aryl, heteroaryl, 3- to 6-membered heterocycle, chloro, fluoro, cyano, hydroxy, (C₁-
25 C₃)alkoxy, aryloxy, heteroaryloxy, acyloxy, amino, (C₁-C₆)alkyl amino, di-(C₁-C₃)alkyl amino, carbamoyl (i.e., (C₁-C₃)alkyl-O-C(O)-NH- or mono- or di-(C₁-C₃)alkylamino-C(O)-O-), (C₁-C₆)alkoxycarbonyl, (C₃-C₆)cycloalkoxycarbonyl, aryloxycarbonyl, heteroaryloxycarbonyl, hydroxy(C₂-C₃)alkylamino, or oxo, wherein each aminocarbonyl, mono- or di-alkylaminocarbonyl, acyl, alkyl,
30 cycloalkyl, alkenyl, alkynyl, aryl, heteroaryl, heterocycle, alkoxy, aryloxy, heteroaryloxy, acyloxy, alkylamino, dialkylamino, carbamoyl, alkoxycarbonyl, cycloalkoxycarbonyl, aryloxycarbonyl, heteroaryloxycarbonyl and hydroxyalkylamino can be optionally substituted with up to three substituents

-15-

independently selected from chlorine, fluorine, hydroxy, cyano, and amino, and more preferably with 1 or 2 substituents independently selected from (C₁-C₃)alkyl, (C₃-C₆)cycloalkyl, (C₆)aryl, 6-memberedheteroaryl, 3- to 6-membered heterocycle, or fluoro. The heterocyclic group may be attached to the
5 chemical entity or moiety by any one of the ring atoms within the heterocyclic ring system. Similarly, any heterocycle portion of a group (e.g., heterocycle-substituted alkyl, heterocycle-substituted carbonyl, etc.) has the same definition as above.

The term "aryl" or "aromatic carbocyclic ring" refers to aromatic
10 moieties having a single (e.g., phenyl) or a fused ring system (e.g., naphthalene, anthracene, phenanthrene, etc.). A typical aryl group is a 6- to 10-membered aromatic carbocyclic ring(s). A preferred aryl group is phenyl. When indicated as being "optionally substituted", the aryl groups (including an optionally substituted phenyl) may be unsubstituted or substituted with one or
15 more substituents (preferably no more than three substituents) independently selected from the group of substituents listed below in the definition for "substituted." Substituted aryl groups include a chain of aromatic moieties (e.g., biphenyl, terphenyl, phenylnaphthyl, etc.). When substituted, the aromatic moieties are preferably substituted with 1 or 2 substituents
20 independently selected from carboxy (-CO₂H), aminocarbonyl (-CONH₂), mono- or di- (C₁-C₆)alkylaminocarbonyl (mono- or di-(C₁-C₆)alkylamino-C(O)-), acyl, (C₁-C₄)alkyl, (C₃-C₆)cycloalkyl, (C₂-C₃)alkenyl, (C₁-C₆)alkynyl, aryl, heteroaryl, 3- to 6-membered heterocycle, bromo, chloro, fluoro, iodo, cyano, hydroxy, (C₁-C₄)alkoxy, aryloxy, heteroaryloxy, acyloxy, amino, (C₁-
25 C₆)alkylamino, di-(C₁-C₃)alkylamino, hydroxy(C₂-C₃)alkylamino, (C₁-C₆)alkoxycarbonyl, (C₃-C₆)cycloalkoxycarbonyl, aryloxycarbonyl, heteroaryloxycarbonyl, or carbamoyl (i.e., (C₁-C₃)alkyl-O-C(O)-NH- or mono- or di-(C₁-C₃)alkylamino-C(O)-O-), wherein each aminocarbonyl, mono- or di-alkylaminocarbonyl, acyl, alkyl, cycloalkyl, alkenyl, alkynyl, aryl, heteroaryl,
30 heterocycle, alkoxy, aryloxy, heteroaryloxy, acyloxy, alkylamino, dialkylamino, carbamoyl, alkoxycarbonyl, cycloalkoxycarbonyl, aryloxycarbonyl, heteroaryloxycarbonyl and hydroxyalkylamino can be optionally substituted with up to three substituents independently selected from chlorine, fluorine,

-16-

hydroxy, cyano, and amino, and more preferably, 1 or 2 substituents independently selected from (C₁-C₄)alkyl, chloro, fluoro, cyano, hydroxy, or (C₁-C₄)alkoxy optionally substituted as described above. The aryl group may be attached to the chemical entity or moiety by any one of the carbon atoms
5 within the aromatic ring system. Similarly, the aryl portion (i.e., aromatic moiety) of an aroyl or aroyloxy (i.e., (aryl)-C(O)-O-) has the same definition as above.

The term "heteroaryl" or "heteroaromatic ring" refers to aromatic moieties containing at least one heteroatom (e.g., oxygen, sulfur, nitrogen or
10 combinations thereof) within a 5- to 10-membered aromatic ring system (e.g., pyrrolyl, pyridyl, pyrazolyl, indolyl, indazolyl, thienyl, furanyl, benzofuranyl, oxazolyl, imidazolyl, tetrazolyl, triazinyl, pyrimidyl, pyrazinyl, thiazolyl, purinyl, benzimidazolyl, quinolinyl, isoquinolinyl, benzothiophenyl, benzoxazolyl, etc.). The heteroaromatic moiety may consist of a single or fused ring system. A
15 typical single heteroaryl ring is a 5- to 6-membered ring containing one to three heteroatoms independently selected from oxygen, sulfur and nitrogen and a typical fused heteroaryl ring system is a 9- to 10-membered ring system containing one to four heteroatoms independently selected from oxygen, sulfur and nitrogen. When indicated as being "optionally substituted", the
20 heteroaryl groups may be unsubstituted or substituted with one or more substituents (preferably no more than three substituents) independently selected from the group of substituents listed below in the definition for "substituted." When substituted, the heteroaromatic moieties are preferably substituted with 1 or 2 substituents independently selected from carboxy (-
25 CO₂H), aminocarbonyl (-CONH₂), mono- or di-(C₁-C₆)alkylaminocarbonyl (mono- or di-(C₁-C₆)alkylamino-C(O)-), acyl, (C₁-C₄)alkyl, (C₃-C₆)cycloalkyl, (C₂-C₃)alkenyl, (C₁-C₆)alkynyl, aryl, heteroaryl, 3- to 6-membered heterocycle, bromo, chloro, fluoro, iodo, cyano, hydroxy, (C₁-C₄)alkoxy, aryloxy, heteroaryloxy, acyloxy, amino, (C₁-C₆)alkylamino, di-(C₁-C₃)alkylamino,
30 hydroxy(C₂-C₃)alkylamino, (C₁-C₆)alkoxycarbonyl, (C₃-C₆)cycloalkoxycarbonyl, aryloxycarbonyl, heteroaryloxycarbonyl, or carbamoyl (i.e., (C₁-C₃)alkyl-O-C(O)-NH- or mono- or di-(C₁-C₃)alkylamino-C(O)-O-), wherein each aminocarbonyl, mono- or di-alkylaminocarbonyl, acyl, alkyl, cycloalkyl,

-17-

alkenyl, alkynyl, aryl, heteroaryl, heterocycle, alkoxy, aryloxy, heteroaryloxy, acyloxy, alkylamino, dialkylamino, carbamoyl, alkoxycarbonyl, cycloalkoxycarbonyl, aryloxycarbonyl, heteroaryloxycarbonyl and hydroxyalkylamino can be optionally substituted with up to three substituents independently selected from chlorine, fluorine, hydroxy, cyano, and amino, and more preferably, 1 or 2 substituents independently selected from (C₁-C₄)alkyl, chloro, fluoro, cyano, hydroxy, (C₁-C₄)alkoxy, (C₁-C₄)alkyl amino or di-(C₁-C₂)alkyl amino optionally substituted as described above. The heteroaryl group may be attached to the chemical entity or moiety by any one of the atoms within the aromatic ring system (e.g., imidazol-1-yl, imidazol-2-yl, imidazol-4-yl, imidazol-5-yl, pyrid-2-yl, pyrid-3-yl, pyrid-4-yl, pyrid-5-yl, or pyrid-6-yl). Similarly, the heteroaryl portion (i.e., heteroaromatic moiety) of a heteroaroyl (i.e., (heteroaryl)-C(O)-O-) has the same definition as above.

The term "acyl" refers to formyl as well as alkyl, alkenyl, alkynyl, partially saturated or fully saturated cycloalkyl, partially saturated or fully saturated heterocycle, aryl, and heteroaryl substituted carbonyl groups. For example, acyl includes groups such as (C₁-C₆)alkanoyl (e.g., formyl, acetyl, propionyl, butyryl, valeryl, caproyl, *t*-butylacetyl, etc.), (C₃-C₆)cycloalkylcarbonyl (e.g., cyclopropylcarbonyl, cyclobutylcarbonyl, cyclopentylcarbonyl, cyclohexylcarbonyl, etc.), heterocyclic carbonyl (e.g., pyrrolidinylcarbonyl, pyrrolid-2-one-5-carbonyl, piperidinylcarbonyl, piperazinylcarbonyl, tetrahydrofuranlylcarbonyl, etc.), aroyl (e.g., benzoyl) and heteroaroyl (e.g., thiophenyl-2-carbonyl, thiophenyl-3-carbonyl, furanyl-2-carbonyl, furanyl-3-carbonyl, 1H-pyrrolyl-2-carbonyl, 1H-pyrrolyl-3-carbonyl, benzo[b]thiophenyl-2-carbonyl, etc.). In addition, the alkyl, cycloalkyl, heterocycle, aryl and heteroaryl portion of the acyl group may be any one of the groups described in the respective definitions above. When indicated as being "optionally substituted", the acyl group may be unsubstituted or optionally substituted with one or more substituents (typically, one to three substituents) independently selected from the group of substituents listed below in the definition for "substituted" or the alkyl, cycloalkyl, heterocycle, aryl and heteroaryl portion of the acyl group may be substituted as described above in the preferred and more preferred list of substituents, respectively.

-18-

The term "halo" or "halogen" refers to chlorine, bromine, iodine and fluorine.

The term "substituted" specifically envisions and allows for one or more substitutions that are common in the art. However, it is generally understood by those skilled in the art that the substituents should be selected so as to not adversely affect the pharmacological characteristics of the compound or adversely interfere with the use of the medicament. Suitable substituents for any of the groups defined above include (C₁-C₆)alkyl, (C₃-C₇)cycloalkyl, (C₂-C₆)alkenyl, (C₁-C₆)alkynyl, aryl, heteroaryl, 3- to 6-membered heterocycle, halo (e.g., chloro, bromo, iodo and fluoro), cyano, hydroxy, (C₁-C₆)alkoxy, aryloxy, heteroaryloxy, sulfhydryl (mercapto), (C₁-C₆)alkylthio, arylthio, heteroarylthio, amino, mono- or di-(C₁-C₆)alkylamino, quaternary ammonium salts, amino(C₁-C₆)alkoxy, carbamoyl (i.e., (C₁-C₆)alkyl-O-C(O)-NH- or mono- or di-(C₁-C₃)alkylamino-C(O)-O-), hydroxy(C₂-C₆)alkylamino, amino(C₁-C₆)alkylthio, nitro, oxo, acyl, (C₁-C₆)alkyl-CO₂⁻, glycolyl, glycyl, hydrazino, guanyl, thio(C₁-C₆)alkyl-C(O)-, thio(C₁-C₆)alkyl-CO₂⁻, and combinations thereof. In the case of substituted combinations, such as "substituted aryl(C₁-C₆)alkyl", either the aryl or the alkyl group may be substituted, or both the aryl and the alkyl groups may be substituted with one or more independently selected substituents (typically, one to three substituents except in the case of perhalo substitutions). An aryl or heteroaryl substituted carbocyclic or heterocyclic group may be a fused ring (e.g., indanyl, dihydrobenzofuranyl, dihydroindolyl, etc.).

The term "solvate" refers to a molecular complex of a compound represented by Formula (I) or (IA) (including prodrugs and pharmaceutically acceptable salts thereof) with one or more solvent molecules. Such solvent molecules are those commonly used in the pharmaceutical art, which are known to be innocuous to the recipient, e.g., water, ethanol, and the like. The term "hydrate" refers to the complex where the solvent molecule is water.

The term "protecting group" or "Pg" refers to a substituent that is commonly employed to block or protect a particular functionality while reacting other functional groups on the compound. For example, an "amino-protecting group" is a substituent attached to an amino group that blocks or

-19-

protects the amino functionality in the compound. Suitable amino-protecting groups include acetyl, trifluoroacetyl, *t*-butoxycarbonyl (BOC), benzyloxycarbonyl (CBz) and 9-fluorenylmethylenoxycarbonyl (Fmoc). Similarly, a "hydroxy-protecting group" refers to a substituent of a hydroxy group that blocks or protects the hydroxy functionality. Suitable protecting groups include acetyl and silyl. A "carboxy-protecting group" refers to a substituent of the carboxy group that blocks or protects the carboxy functionality. Common carboxy-protecting groups include $-\text{CH}_2\text{CH}_2\text{SO}_2\text{Ph}$, cyanoethyl, 2-(trimethylsilyl)ethyl, 2-(trimethylsilyl)ethoxymethyl, 2-(*p*-toluenesulfonyl)ethyl, 2-(*p*-nitrophenylsulfenyl)ethyl, 2-(diphenylphosphino)-ethyl, nitroethyl and the like. For a general description of protecting groups and their use, see T. W. Greene, Protective Groups in Organic Synthesis, John Wiley & Sons, New York, 1991.

The phrase "therapeutically effective amount" means an amount of a compound of the present invention that (i) treats or prevents the particular disease, condition, or disorder, (ii) attenuates, ameliorates, or eliminates one or more symptoms of the particular disease, condition, or disorder, or (iii) prevents or delays the onset of one or more symptoms of the particular disease, condition, or disorder described herein.

The term "animal" refers to humans (male and female), companion animals (e.g., dogs, cats and horses), food-source animals, zoo animals, marine animals, birds and other similar animal species. "Edible animals" refers to food-source animals such as cows, pigs, sheep and poultry.

The phrase "pharmaceutically acceptable" indicates that the substance or composition must be compatible chemically and/or toxicologically, with the other ingredients comprising a formulation, and/or the mammal being treated therewith.

The terms "treating", "treat", or "treatment" embrace both preventative, i.e., prophylactic, and palliative treatment.

The term "compounds of the present invention" (unless specifically identified otherwise) refer to compounds of Formula (I), (II), (III), and (IV), prodrugs thereof, pharmaceutically acceptable salts of the compounds, and/or prodrugs, and hydrates or solvates of the compounds, salts, and/or prodrugs,

-20-

as well as, all stereoisomers (including diastereoisomers and enantiomers), tautomers and isotopically labeled compounds.

DETAILED DESCRIPTION

5 The present invention provides compounds and pharmaceutical formulations thereof that are useful in the treatment of diseases linked to the inhibition of the microsomal triglyceride transfer protein (MTP) and/or apolipoprotein B (Apo B) secretion.

10 Compounds of the present invention may be synthesized by synthetic routes that include processes analogous to those well-known in the chemical arts, particularly in light of the description contained herein. The starting materials are generally available from commercial sources such as Aldrich Chemicals (Milwaukee, WI) or are readily prepared using methods well known to those skilled in the art (e.g., prepared by methods generally described in
15 Louis F. Fieser and Mary Fieser, Reagents for Organic Synthesis, v. 1-19, Wiley, New York (1967-1999 ed.), or Beilsteins Handbuch der organischen Chemie, 4, Aufl. ed. Springer-Verlag, Berlin, including supplements (also available *via* the Beilstein online database)).

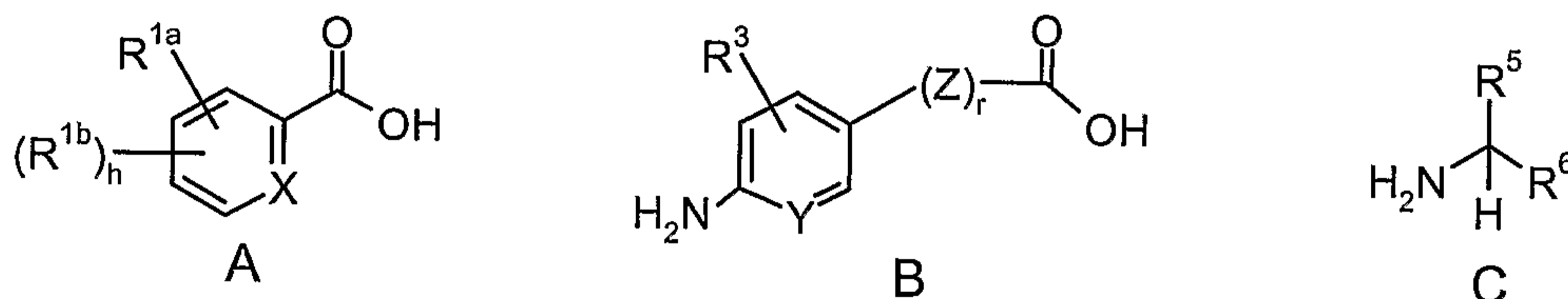
20 For illustrative purposes, the reaction schemes depicted below provide potential routes for synthesizing the compounds of the present invention as well as key intermediates. For a more detailed description of the individual reaction steps, see the Examples section below. Those skilled in the art will appreciate that other synthetic routes may be used to synthesize the inventive compounds. Although specific starting materials and reagents are depicted in
25 the schemes and discussed below, other starting materials and reagents can be easily substituted to provide a variety of derivatives and/or reaction conditions. In addition, many of the compounds prepared by the methods described below can be further modified in light of this disclosure using conventional chemistry well known to those skilled in the art.

30 In the preparation of compounds of the present invention, protection of remote functionality (e.g., primary or secondary amine) of intermediates may be necessary. The need for such protection will vary depending on the nature of the remote functionality and the conditions of the preparation methods.

-21-

Suitable amino-protecting groups (NH-Pg) include acetyl, trifluoroacetyl, *t*-butoxycarbonyl (BOC), benzyloxycarbonyl (CBz) and 9-fluorenylmethyleneoxycarbonyl (Fmoc). The need for such protection is readily determined by one skilled in the art. For a general description of protecting groups and their use, see T. W. Greene, Protective Groups in Organic Synthesis, John Wiley & Sons, New York, 1991.

Compounds of the present invention may be prepared using analogous procedures and starting materials described in U.S. Patent Application Serial No. 10/177858 entitled "Triamide-Substituted Heterocyclic Compounds," filed on June 20, 2002, and incorporated herein by reference. In general, the compounds of the present invention are prepared by forming amide linkages between compounds having the following general structures (A, B and C).



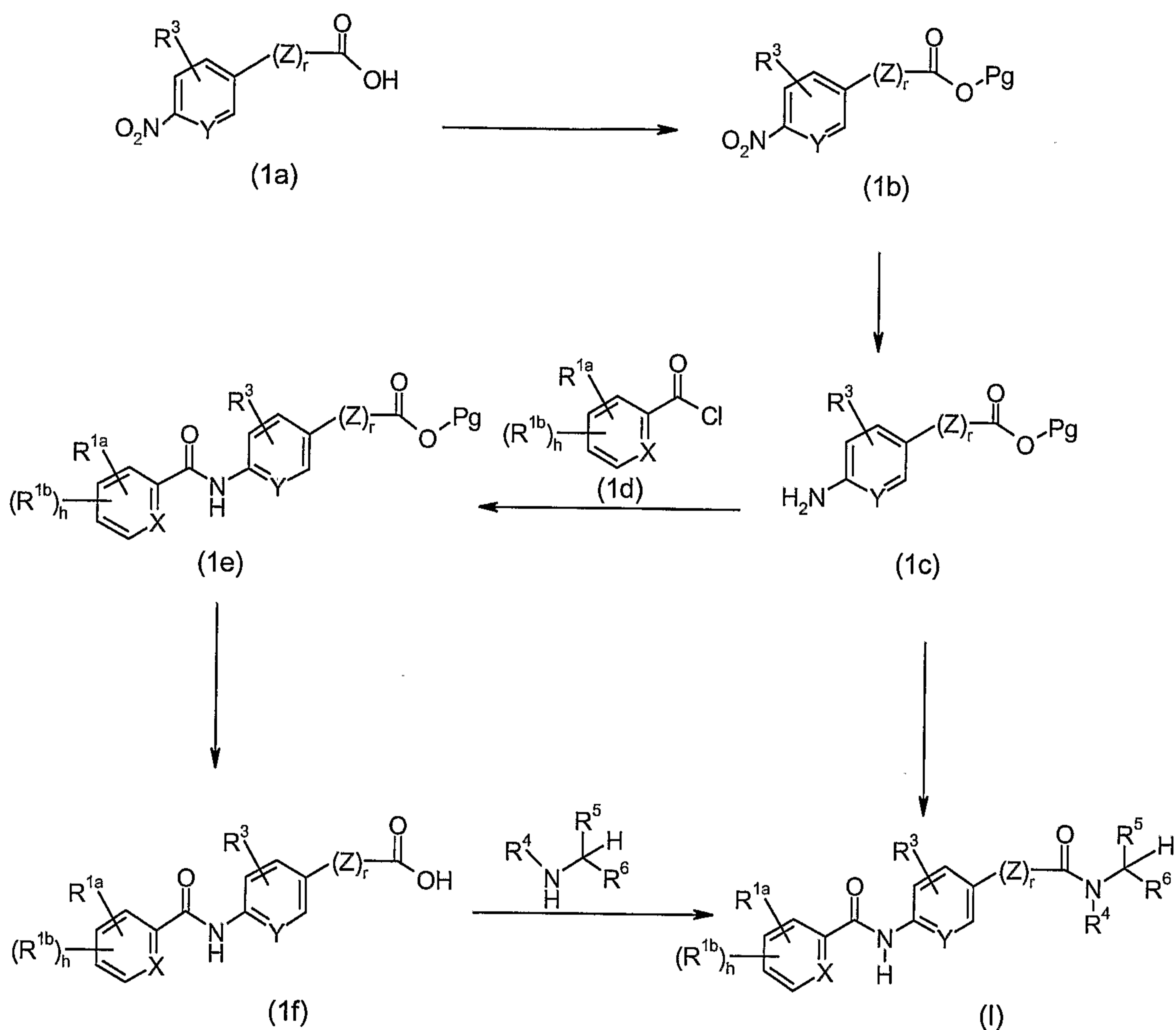
Compounds A, B and C are either commercially available or readily prepared using procedures well-known to those skilled in the art. For example, preferred compounds of Formula A where X is $-C(R^{1c})-$ and R^{1a} is an optionally substituted phenyl are commercially available (e.g., 2-biphenylcarboxylic acid, 4'-methyl-2-biphenylcarboxylic acid and 4'-trifluoromethyl-2-biphenylcarboxylic). In addition, numerous pyridyl-phenyl (X is nitrogen and R^{1a} is phenyl or a substituted phenyl) and bipyridyl (X is nitrogen and R^{1a} is pyridyl) compounds are also readily obtained either commercially or by derivatization of commercial materials. Preferred amine compounds of Formula B may be readily prepared from their corresponding nitro-substituted compounds (e.g., *p*-nitronicotinic acid, *p*-nitrobenzoic acid, *p*-nitrophenylacetic acid, 6-nitropyridin-3-yl-acetic acid, *p*-nitrophenoxyacetic acid, 6-nitropyridin-3-yloxyacetic acid, *p*-nitro-phenylsulfanylacetic acid, 6-nitropyridin-3-ylsulfanylacetic acid and derivatives thereof). Preferred compounds of Formula C where R^5 is an optionally substituted phenyl and R^6 is $-C(O)NR^{6a}R^{6b}$ are readily prepared from commercially available phenyl glycines, where the carbamoyl moiety $-C(O)NR^{6a}R^{6b}$ is formed between the

-22-

carboxylic acid group of the phenylglycine and the amine $\text{HNR}^{6a}\text{R}^{6b}$.

Scheme I below illustrates one means for preparing compounds of the present invention, where R^3 , R^{1a} , R^{1b} , h , Y , X , Z , r , R^5 and R^6 are as defined above and Pg is a protecting group.

5



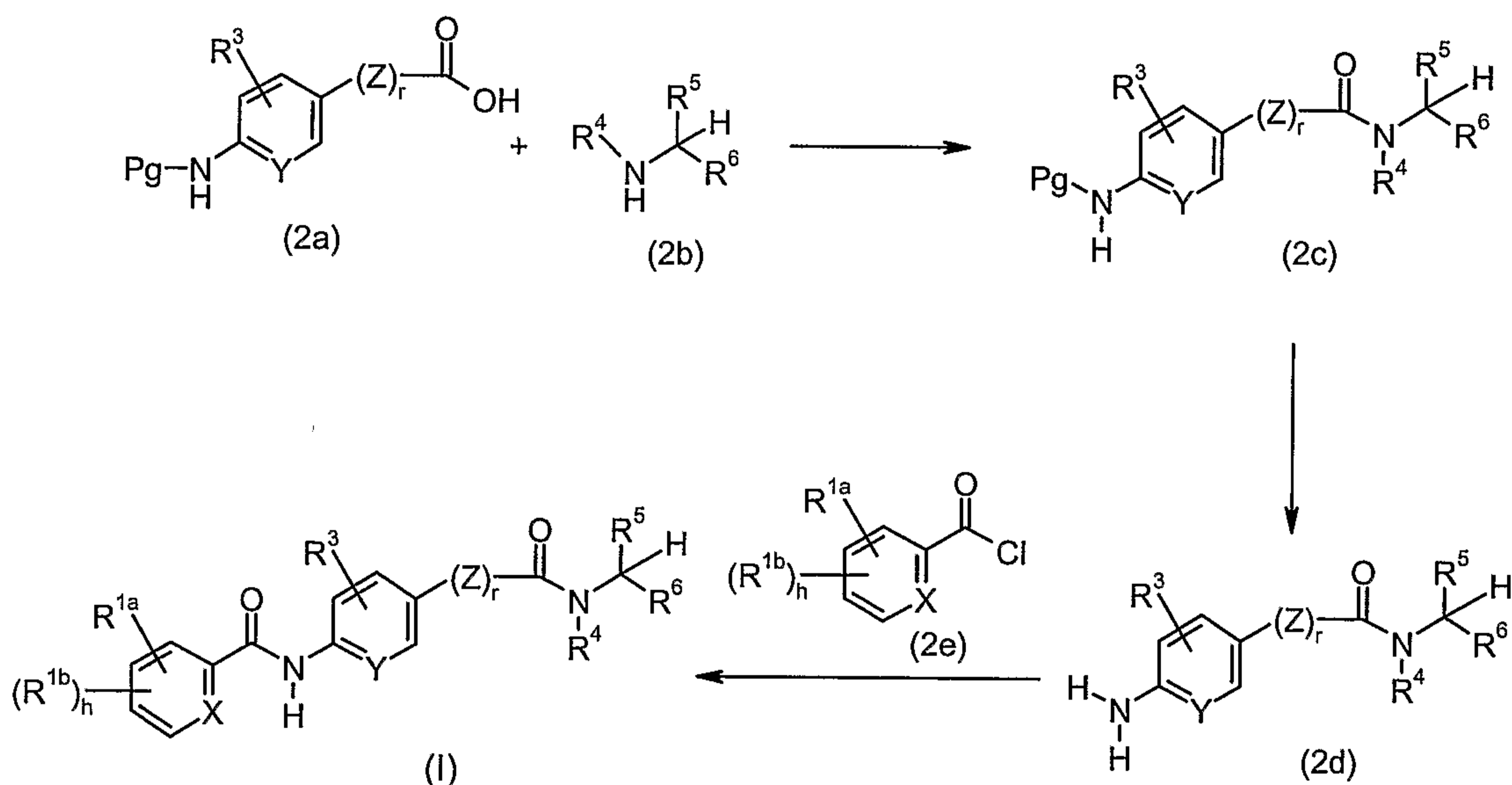
Scheme I

The nitrophenylcarboxylic acid (1a) is commercially available (e.g., *p*-nitronicotinic acid, *p*-nitrobenzoic acid, and *p*-nitrophenoxyacetic acid) or
 10 readily prepared from commercially available materials using conventional procedures well-known to those skilled in the art. After protecting the carboxylic acid group, the nitro group can then be reduced using standard catalytic hydrogenation procedures (e.g., H_2 , Pd/C) to produce the
 15 corresponding amine compound (1c). The aromatic acid chloride (1d) can be readily prepared using materials and methods which are well-known in the

-23-

art. For example, the acid chloride compounds (1d) where X is $-C(R^{1c})-$ and R^{1a} is an optionally substituted phenyl may be prepared from the corresponding commercially available carboxylic acids (e.g., 2-biphenylcarboxylic acid, 4'-methyl-2-biphenylcarboxylic acid and 4'-trifluoromethyl-2-biphenylcarboxylic) using procedures well-known to those skilled in the art (e.g., treatment with oxalyl chloride or sulfonyl chloride). The amide (1e) is then formed by simply reacting the acid chloride (1d) with the amino compound (1c). The carboxylic acid protecting group can be removed using standard procedures to form the carboxylic acid compound (1f). The final amide linkage may then be accomplished by reacting the carboxylic acid compound (1f) with the desired amine to produce a compound of Formula (I).

Alternatively, the amide linkages may be formed in a different order, such as the process outlined in Scheme II below.



Scheme II

The amide linkages are generally formed using the same general procedures described above for Scheme I except the amide linkage between a compound of Formula (2a) and a compound of Formula (2b) are formed first. After deprotecting the amino group, the second amide linkage may be formed by condensing the amino compound (2d) with the desired activated carboxylic acid (2e) to form a compound of Formula (I). More detailed

-24-

descriptions of the processes may be found in the Examples section below.

Conventional methods and/or techniques of separation and purification known to one of ordinary skill in the art can be used to isolate the compounds of the present invention, as well as the various intermediates related thereto.

5 Such techniques will be well-known to one of ordinary skill in the art and may include, for example, all types of chromatography (high pressure liquid chromatography (HPLC), column chromatography using common adsorbents such as silica gel, and thin-layer chromatography), recrystallization, and differential (i.e., liquid-liquid) extraction techniques.

10 The compounds of the present invention may be isolated and used *per se* or in the form of its pharmaceutically acceptable salt, solvate and/or hydrate. The term "salts" refers to inorganic and organic salts of a compound of the present invention. These salts can be prepared *in situ* during the final isolation and purification of a compound, or by separately reacting the

15 compound or prodrug with a suitable organic or inorganic acid and isolating the salt thus formed. Representative salts include the hydrobromide, hydrochloride, hydroiodide, sulfate, hydrogen sulfate, bisulfate, nitrate, acetate, trifluoroacetate, oxalate, besylate, palmitate, pamoate, malonate, stearate, laurate, malate, borate, benzoate, lactate, phosphate, hydrogen

20 phosphate, dihydrogen phosphate, hexafluorophosphate, mandelate, methanesulfonate (mesylate), ethanesulfonate, p-toluenesulfonate (tosylate) benzene sulfonate, formate, citrate, maleate, fumarate, succinate, tartrate, naphthylate, mesylate, glucoheptonate, lactobionate, and laurylsulphonate, isonicotinate, salicylate, pantothenate, bitartrate, ascorbate, gentisinate,

25 gluconate, glucaronate, saccharate, benzoate, glutamate, and pamoate (i.e., 1,1'-methylene-bis-(2-hydroxy-3-naphthoate)) salts. These may include cations based on the alkali and alkaline earth metals, such as sodium, lithium, potassium, calcium, magnesium, and the like, as well as non-toxic ammonium, quaternary ammonium, and amine cations including, but not

30 limited to, ammonium, tetramethylammonium, tetraethylammonium, methylamine, dimethylamine, trimethylamine, triethylamine, ethylamine, and the like. See, e.g., Berge, et al., *J. Pharm. Sci.*, **66**, 1-19 (1977).

The term "prodrug" means a compound that is transformed *in vivo* to

-25-

yield a compound of Formula (I) or (II). The transformation may occur by various mechanisms, such as through hydrolysis in blood. A discussion of the use of prodrugs is provided by T. Higuchi and W. Stella, "Pro-drugs as Novel Delivery Systems," Vol. 14 of the A.C.S. Symposium Series, and in
5 Bioreversible Carriers in Drug Design, ed. Edward B. Roche, American Pharmaceutical Association and Pergamon Press, 1987.

Consequently, the present invention also encompasses pharmaceutical compositions containing, and methods of treating proliferative disorders or abnormal cell growth through administering, prodrugs of compounds of the
10 invention. Compounds of the invention having free amino, amido, hydroxy or carboxylic groups can be converted into prodrugs. Prodrugs include compounds wherein an amino acid residue, or a polypeptide chain of two or more (e.g., two, three or four) amino acid residues is covalently joined through an amide or ester bond to a free amino, hydroxy or carboxylic acid group of
15 compounds of the invention. The amino acid residues include but are not limited to the 20 naturally occurring amino acids commonly designated by three letter symbols and also includes 4-hydroxyproline, hydroxylysine, demosine, isodemosine, 3-methylhistidine, norvalin, beta-alanine, gamma-aminobutyric acid, citrulline homocysteine, homoserine, ornithine and methionine sulfone.
20 Additional types of prodrugs are also encompassed. For instance, free carboxyl groups can be derivatized as amides or alkyl esters. Free hydroxy groups may be derivatized using groups including but not limited to hemisuccinates, phosphate esters, dimethylaminoacetates, and phosphoryloxymethyloxycarbonyls, as outlined in *Advanced Drug Delivery Reviews*, **1996**, *19*, 115. Carbamate prodrugs of hydroxy and amino groups
25 are also included, as are carbonate prodrugs, sulfonate esters and sulfate esters of hydroxy groups. Derivatization of hydroxy groups as (acyloxy)methyl and (acyloxy)ethyl ethers wherein the acyl group may be an alkyl ester, optionally substituted with groups including but not limited to ether, amine and carboxylic acid functionalities, or where the acyl group is an amino acid ester as
30 described above, are also encompassed. Prodrugs of this type are described in *J. Med. Chem.* **1996**, *39*, 10. Free amines can also be derivatized as amides, sulfonamides or phosphoramides. All of these prodrug moieties may

-26-

incorporate groups including but not limited to ether, amine and carboxylic acid functionalities.

For example, if a compound of the present invention contains a carboxylic acid functional group, a prodrug can comprise an ester formed by the replacement of the hydrogen atom of the acid group with a group such as (C₁-C₈)alkyl, (C₂-C₁₂)alkanoyloxymethyl, 1-(alkanoyloxy)ethyl having from 4 to 9 carbon atoms, 1-methyl-1-(alkanoyloxy)-ethyl having from 5 to 10 carbon atoms, alkoxycarbonyloxymethyl having from 3 to 6 carbon atoms, 1-(alkoxycarbonyloxy)ethyl having from 4 to 7 carbon atoms, 1-methyl-1-(alkoxycarbonyloxy)ethyl having from 5 to 8 carbon atoms, N-(alkoxycarbonyl)aminomethyl having from 3 to 9 carbon atoms, 1-(N-(alkoxycarbonyl)amino)ethyl having from 4 to 10 carbon atoms, 3-phthalidyl, 4-crotonolactonyl, gamma-butyrolacton-4-yl, di-N,N-(C₁-C₂)alkylamino(C₂-C₃)alkyl (such as β-dimethylaminoethyl), carbamoyl-(C₁-C₂)alkyl, N,N-di(C₁-C₂)alkylcarbamoyl-(C₁-C₂)alkyl and piperidino-, pyrrolidino- or morpholino(C₂-C₃)alkyl.

Similarly, if a compound of the present invention contains an alcohol functional group, a prodrug can be formed by the replacement of the hydrogen atom of the alcohol group with a group such as (C₁-C₆)alkanoyloxymethyl, 1-((C₁-C₆)alkanoyloxy)ethyl, 1-methyl-1-((C₁-C₆)alkanoyloxy)ethyl, (C₁-C₆)alkoxycarbonyloxymethyl, N-(C₁-C₆)alkoxycarbonylaminomethyl, succinoyl, (C₁-C₆)alkanoyl, α-amino(C₁-C₄)alkanoyl, arylacyl and α-aminoacyl, or α-aminoacyl-α-aminoacyl, where each α-aminoacyl group is independently selected from the naturally occurring L-amino acids, P(O)(OH)₂, P(O)(O(C₁-C₆)alkyl)₂ or glycosyl (the radical resulting from the removal of a hydroxyl group of the hemiacetal form of a carbohydrate).

If a compound of the present invention incorporates an amine functional group, a prodrug can be formed by the replacement of a hydrogen atom in the amine group with a group such as R-carbonyl, RO-carbonyl, NRR'-carbonyl where R and R' are each independently (C₁-C₁₀)alkyl, (C₃-C₇)cycloalkyl, benzyl, or R-carbonyl is a natural α-aminoacyl or natural α-

-27-

aminoacyl-natural α -aminoacyl, $-C(OH)C(O)OY'$ wherein Y' is H, (C_1-C_6) alkyl or benzyl, $-C(OY_0)Y_1$ wherein Y_0 is (C_1-C_4) alkyl and Y_1 is (C_1-C_6) alkyl, carboxy (C_1-C_6) alkyl, amino (C_1-C_4) alkyl or mono-N- or di-N,N- (C_1-C_6) alkylaminoalkyl, $-C(Y_2)Y_3$ wherein Y_2 is H or methyl and Y_3 is mono-N- or di-N,N- (C_1-C_6) alkylamino, morpholino, piperidin-1-yl or pyrrolidin-1-yl.

In certain combination therapies with other lipid-lowering agents, such as those described hereinbelow, e.g., HMG CoA reductase inhibitors, HMG CoA synthetase inhibitors, ACAT inhibitors, squalene synthetase inhibitors, etc., a compound of the present invention may further comprise a prodrug which comprises a compound of the present invention in a hydrolyzable linkage to another agent. Di-ester linkages, for example, are particularly useful for this purpose, i.e., the prodrug is in the form $A^1-C(O)O-L^1-O(O)C-A^2$, wherein A^1 and A^2 are the two agents, L^1 is a linker such as a methylene or other (C_1-C_6) alkylene group (alone or further comprising a phenyl or benzyl group). The two agents may both be a compound of the present invention, or one may be another agent useful for treating, e.g., obesity, as described hereinbelow. See, e.g., U.S. patent 4,342,772 - penicillins in di-ester linkages with β -lactamase inhibitors. Accordingly, a compound of the present invention having an available carboxylic acid group provides just one convenient means of producing combination prodrugs of the compound of the invention, which are encompassed by the present invention. Typically, the acidic conditions of the gastrointestinal tract, or enzymes localized in the cells thereof cause the hydrolysis of the prodrug, releasing both agents.

The compounds of the present invention may contain asymmetric or chiral centers, and, therefore, exist in different stereoisomeric forms. It is intended that all stereoisomeric forms of the compounds of the present invention as well as mixtures thereof, including racemic mixtures, form part of the present invention. In addition, the present invention embraces all geometric and positional isomers. For example, if a compound of the present invention incorporates a double bond or a fused ring, both the *cis*- and *trans*-forms, as well as mixtures, are embraced within the scope of the invention.

Diastereomeric mixtures can be separated into their individual diastereoisomers on the basis of their physical chemical differences by

-28-

methods well known to those skilled in the art, such as by chromatography and/or fractional crystallization. Enantiomers can be separated by converting the enantiomeric mixture into a diastereomeric mixture by reaction with an appropriate optically active compound (e.g., chiral auxiliary such as a chiral alcohol or Mosher's acid chloride), separating the diastereoisomers and
5 converting (e.g., hydrolyzing) the individual diastereoisomers to the corresponding pure enantiomers or by resolution of the racemic form by recrystallization techniques, by synthesis from optically-active starting materials, by chiral synthesis, or by chromatographic separation using a chiral
10 stationary phase. Also, some of the compounds of the present invention may be atropisomers (e.g., substituted biaryls) and are considered as part of this invention. Enantiomers can also be separated by use of a chiral HPLC column.

Furthermore, some compounds may exhibit polymorphism. It is to be
15 understood that the present invention encompasses any and all racemic, optically-active, polymorphic and stereoisomeric forms, or mixtures thereof, which form or forms possess properties useful in the treatment of the conditions discussed herein.

The compounds of the present invention may exist in unsolvated as
20 well as solvated forms with pharmaceutically acceptable solvents such as water, ethanol, and the like, and it is intended that the invention embrace both solvated and unsolvated forms.

It is also possible that the compounds of the present invention may exist in different tautomeric forms, and all such forms are embraced within the
25 scope of the invention. For example, all of the tautomeric forms of the imidazole moiety are included in the invention. Also, for example, all keto-enol and imine-enamine forms of the compounds are included in the invention.

The present invention also embraces isotopically-labeled compounds of the present invention which are identical to those recited herein, but for the
30 fact that one or more atoms are replaced by an atom having an atomic mass or mass number different from the atomic mass or mass number usually found in nature. Examples of isotopes that can be incorporated into compounds of the invention include isotopes of hydrogen, carbon, nitrogen,

-29-

oxygen, phosphorus, sulfur, fluorine, iodine, and chlorine, such as ^2H , ^3H , ^{11}C , ^{13}C , ^{14}C , ^{13}N , ^{15}N , ^{15}O , ^{17}O , ^{18}O , ^{31}P , ^{32}P , ^{35}S , ^{18}F , ^{123}I , ^{125}I and ^{36}Cl , respectively.

Certain isotopically-labeled compounds of the present invention (e.g., those labeled with ^3H and ^{14}C) are useful in compound and/or substrate tissue distribution assays. Tritiated (i.e., ^3H) and carbon-14 (i.e., ^{14}C) isotopes are particularly preferred for their ease of preparation and detectability. Further, substitution with heavier isotopes such as deuterium (i.e., ^2H) may afford certain therapeutic advantages resulting from greater metabolic stability (e.g., increased *in vivo* half-life or reduced dosage requirements) and hence may be preferred in some circumstances. Positron emitting isotopes such as ^{15}O , ^{13}N , ^{11}C , and ^{18}F are useful for positron emission tomography (PET) studies to examine substrate receptor occupancy. Isotopically labeled compounds of the present invention can generally be prepared by following procedures analogous to those disclosed in the Schemes and/or in the Examples herein below, by substituting an isotopically labeled reagent for a non-isotopically labeled reagent.

The compounds of the instant invention inhibit or decrease Apo B secretion, likely by the inhibition of MTP, although it may be possible that other mechanisms are involved. The compounds are useful in treating any of the disease states or conditions in which Apo B, serum cholesterol, and/or triglyceride levels are elevated. Thus, the compounds of the present invention (including compositions thereof) are useful for the treatment of conditions including atherosclerosis, pancreatitis, obesity, hypercholesterolemia, hypertriglyceridemia, hyperlipidemia and diabetes. Consequently, the compounds of the present invention (including the compositions and processes used therein) may be used in the manufacture of a medicament for the therapeutic applications described herein. Accordingly, the present invention provides pharmaceutical compositions comprising a therapeutically effective amount of a compound of the invention in combination with a pharmaceutically acceptable excipient, diluent, or carrier.

The present invention also relates to a method for inhibiting or decreasing Apo B secretion in an animal in need thereof which comprises the

-30-

administration of an Apo B secretion inhibiting or decreasing amount of a compound of the present invention. The invention further provides a method of treating a condition selected from atherosclerosis, pancreatitis, obesity (including appetite suppression, weight loss and reduction in food intake), hypercholesterolemia, hypertriglyceridemia, hyperlipidemia, and diabetes which comprises administering to an animal in need of such treatment a therapeutically effective amount of a compound of the present invention. A preferred subgroup of the conditions described hereinabove is atherosclerosis, obesity, hypercholesterolemia, hypertriglyceridemia, hyperlipidemia, and diabetes.

In one aspect of the present invention, a method of treating obesity (including appetite suppression, weight loss and reduction in food intake) in an animal is provided which comprises administering to an animal in need of such treatment a therapeutically effective amount of a compound of the present, wherein the compound is an intestinal-MTP-selective compound. The ED₂₅ of the compound for the inhibition of intestinal fat absorption is preferably at least 5-fold lower than the ED₂₅ of the compound for the lowering of serum triglycerides. In one embodiment, the ED₂₅ for the inhibition of intestinal fat absorption is at least 10-fold lower than the ED₂₅ of the compound for the lowering of serum triglycerides. In another embodiment, the compound exhibits an ED₂₅ for the inhibition of intestinal fat absorption which is at least 50-fold lower than the ED₂₅ of the compound for the lowering of serum triglycerides.

In this invention, the term "selectivity" refers to a greater effect of a compound in a first assay, compared to the effect of the same compound in a second assay. In the above embodiment of the invention, the first assay is for the ability of the compound to inhibit intestinal fat absorption and the second assay is for the ability of the compound to lower serum triglycerides.

In a preferred embodiment, the ability of the compound to inhibit intestinal fat absorption is measured by the ED₂₅ of the compound in an intestinal fat absorption assay, such that a greater effect of the compound results in the observation of a lower absolute (numerical) value for the ED₂₅. In another preferred embodiment, the ability of the compound to lower serum triglycerides is measured by the ED₂₅ of the compound in a serum triglyceride

-31-

assay. Again, a greater effect of a compound in the serum triglyceride lowering assay results in the observation of a lower absolute (numerical) value for the ED₂₅. An illustrative example of each assay is provided hereinbelow, but it is to be understood that any assay capable of measuring the effectiveness of a compound in inhibiting intestinal fat absorption, or capable of measuring the effectiveness of a compound in lowering serum triglycerides, is encompassed by the present invention.

Another aspect of the present invention concerns the treatment of diabetes, including impaired glucose tolerance, insulin resistance, insulin dependent diabetes mellitus (Type I) and non-insulin dependent diabetes mellitus (NIDDM or Type II). Also included in the treatment of diabetes are the diabetic complications, such as neuropathy, nephropathy, retinopathy or cataracts. Diabetes can be treated by administering to an animal having diabetes (Type I or Type II), insulin resistance, impaired glucose tolerance, or any of the diabetic complications such as neuropathy, nephropathy, retinopathy or cataracts, a therapeutically effective amount of a compound of the present invention. It is also contemplated that diabetes be treated by administering a compound of the present invention along with other agents that can be used to treat diabetes. Preferably, the diabetes is Type II diabetes.

The present invention also provides a method of treating atherosclerosis; pancreatitis secondary to hypertriglyceridemia; hyperglycemia (1) by causing a reduced absorption of dietary fat through MTP inhibition, (2) by lowering triglycerides through MTP inhibition or (3) by decreasing the absorption of free fatty acids through MTP inhibition; in an animal in need of treatment thereof, which comprises administering to the animal a therapeutically effective amount of the compound of the present invention.

As discussed above, the compounds of the present invention are useful for treating diseases, conditions and/or disorders modulated by MTP inhibitors; therefore, another embodiment of the present invention is a pharmaceutical composition comprising a therapeutically effective amount of a compound of the present invention and a pharmaceutically acceptable excipient, diluent or carrier. Alternatively, a compound of the present

-32-

invention may be administered in combination with at least one additional pharmaceutical agent (referred to herein as a "combination") which is also preferably administered in the form of a pharmaceutical composition. A compound of the present invention or a combination can be administered in any conventional oral, rectal, transdermal, parenteral, (for example, intravenous, intramuscular, or subcutaneous) intracisternal, intravaginal, intraperitoneal, intravesical, local (for example, powder, ointment or drop), or buccal, or nasal, dosage form. In the combination aspect of the invention, the compound of the present invention and at least one other pharmaceutical agent may be administered either separately or in the pharmaceutical composition comprising both. It is generally preferred that such administration be oral. However, if the subject being treated is unable to swallow, or oral administration is otherwise impaired or undesirable, parenteral or transdermal administration may be appropriate.

When a combination is administered, such administration can be sequential in time or simultaneous with the simultaneous method being generally preferred. For sequential administration, the combination can be administered in any order. It is generally preferred that such administration be oral. It is especially preferred that such administration be oral and simultaneous. When the combination is administered sequentially, the administration of the compound of the present invention and the additional pharmaceutical agent can be by the same or by different methods.

In a combination, the pharmaceutical composition typically comprises (a) a therapeutically effective amount of a compound of the present invention; (b) a therapeutically effective amount of an additional pharmaceutical agent; and (c) a pharmaceutically acceptable excipient, diluent or carrier. Suitable additional pharmaceutical agents include lipid-lowering agents, cholesterol absorption inhibitors, PPAR inhibitors, CETP inhibitors, HMG-CoA reductase inhibitors, HMG-CoA synthase inhibitors, inhibitors of HMG-CoA reductase gene expression, niacin, antioxidants, ACAT inhibitors, squalene synthetase inhibitors, and anti-obesity agents. A preferred additional agent is selected from lovastatin, simvastatin, pravastatin, fluvastatin, atorvastatin (as used

-33-

herein, the term "atorvastatin" includes the calcium salt of atorvastatin), rosuvastatin, or rivastatin. A more preferred additional agent is atorvastatin.

When an additional anti-obesity agent is used in the combination, the anti-obesity agent(s) is preferably selected from the group consisting of a
5 cannabinoind antagonists (e.g., rimonabant), MCR-4 agonists, cholecystokinin-A (CCK-A) agonists, monoamine reuptake inhibitors (such as sibutramine), sympathomimetic agents, β_3 adrenergic receptor agonists, dopamine agonists (such as bromocriptine), melanocyte-stimulating hormone receptor analogs, 5HT2c agonists, melanin concentrating hormone antagonists, leptin (the OB
10 protein), leptin analogs, leptin receptor agonists, galanin antagonists, lipase inhibitors (such as tetrahydrolipstatin, i.e. orlistat), anorectic agents (such as a bombesin agonist), Neuropeptide-Y antagonists, thyromimetic agents, dehydroepiandrosterone or an analog thereof, glucocorticoid receptor agonists or antagonists, orexin receptor antagonists, glucagon-like peptide-1
15 receptor agonists, ciliary neurotrophic factors (such as Axokine™ available from Regeneron Pharmaceuticals, Inc., Tarrytown, NY and Procter & Gamble Company, Cincinnati, OH), human agouti-related protein (AGRP) inhibitors, ghrelin receptor antagonists, histamine 3 receptor antagonists or inverse agonists, neuromedin U receptor agonists and the like. Other anti-obesity
20 agents, including the preferred agents set forth hereinbelow, are well known, or will be readily apparent in light of the instant disclosure, to one of ordinary skill in the art.

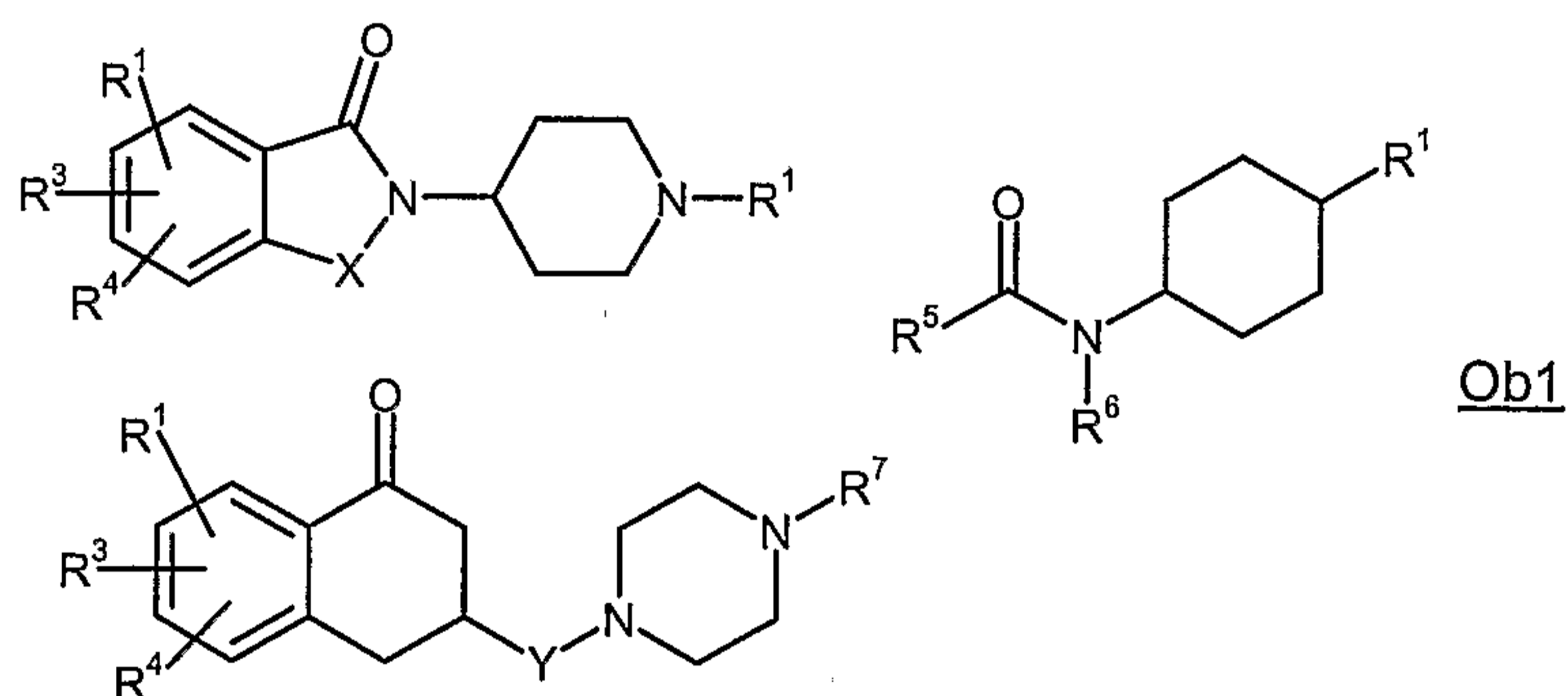
Representative anti-obesity agents for use in the combinations, pharmaceutical compositions, and methods of the invention can be prepared
25 using methods known to one of ordinary skill in the art, for example, sibutramine can be prepared as described in U.S. Pat. No. 4,929,629; bromocriptine can be prepared as described in U.S. Pat. Nos. 3,752,814 and 3,752,888; phentermine may be prepared as described in U.S. Patent No. 2,408,345; fenfluramine and dexfenfluramine may be prepared as described
30 in U.S. Patent No. 3,198,834; and orlistat can be prepared as described in U.S. Pat. Nos. 5,274,143; 5,420,305; 5,540,917; and 5,643,874. All of the above recited U.S. patents are incorporated herein by reference.

Especially preferred are anti-obesity agents selected from the group

-34-

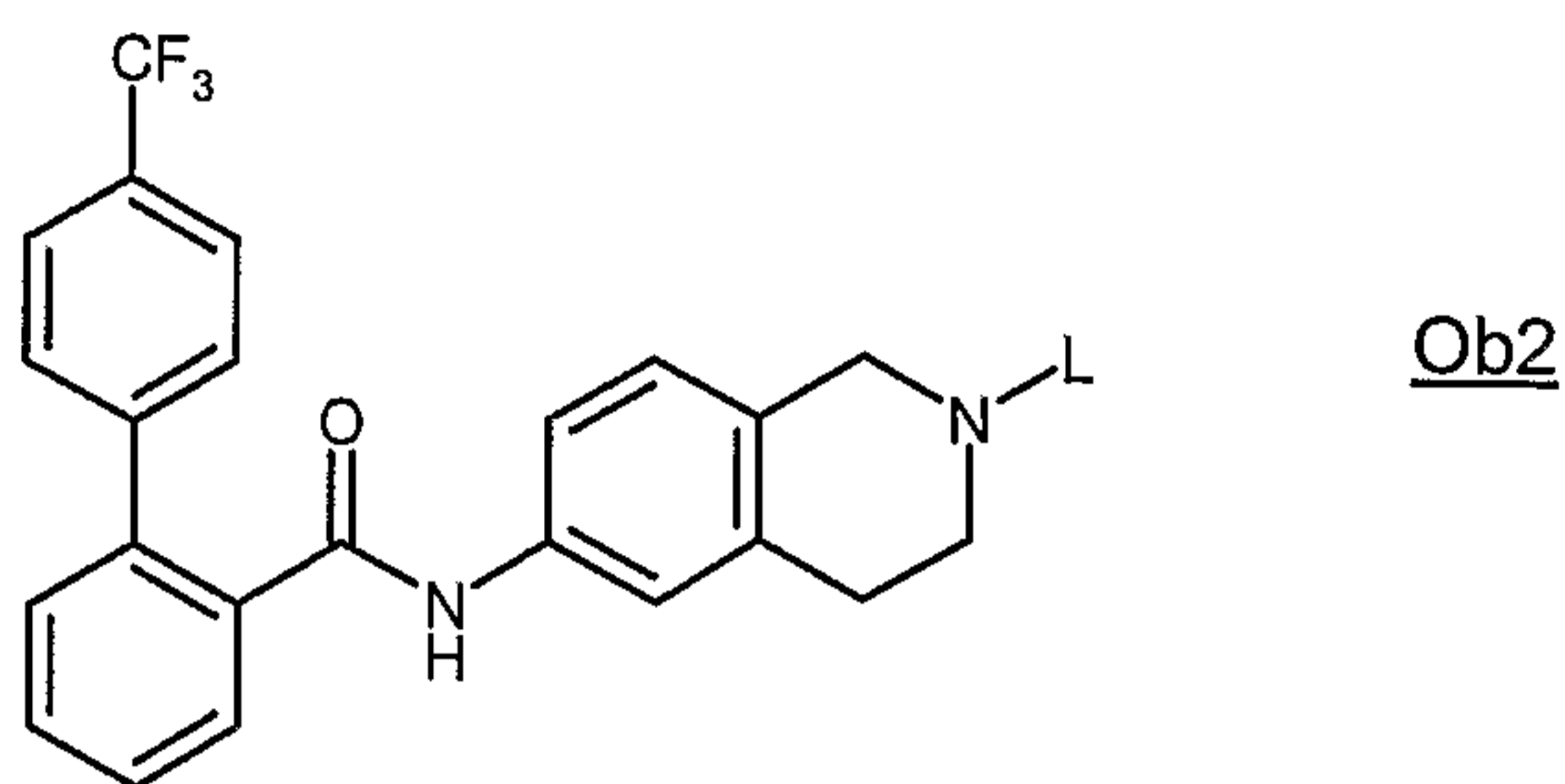
consisting of orlistat, sibutramine, bromocriptine, ephedrine, leptin, and pseudoephedrine. Preferably, compounds of the present invention and combination therapies are administered in conjunction with exercise and a sensible diet.

5 The additional anti-obesity agent also includes another MTP/apoB inhibitor. Preferred MTP/apoB inhibitors include (i) BMS-197636, also known as 9-[4-[4-(2,3-dihydro-1-oxo-1H-isoindol-2-yl)-1-piperidiny]butyl]-N-propyl-9H-fluorene-9-carboxamide; (ii) BMS-200150, also known as 2-[1-(3,3-diphenylpropyl)-4-piperidiny]-2,3-dihydro-1H-isoindol-1-one; and (iii) BMS
10 201038, also known as 9-[4-(4-[2-(4-trifluoromethylphenyl)-benzoylamino]piperidin-1-yl)butyl]-N-2,2,2-trifluoroethyl-9H-fluorene-9-carboxamide; and the pharmaceutically acceptable salts of (i), (ii) and (iii). In another embodiment, the anti-obesity agent is selected from the agents disclosed in European Patent Application Nos. 0 584 446 A2 and 0 643 057
15 A1, the latter of which discloses certain compounds of the formulas



20 which have utility as inhibitors of MTP, wherein the substituents listed in formula Ob1 are as defined in EP 0 643 057 A1. In another embodiment, the anti-obesity agent is selected from the agents disclosed in European Patent Application No. 1 099 439 A2, which discloses certain compounds of the formula

-35-



wherein L in formula Ob2 is as defined as in EP 1 099 439 A2.

Preferred compounds of those disclosed in EP1 099 439 A2 are compounds selected from the group consisting of 4'-trifluoromethyl-biphenyl-2-carboxylic acid-(2-butyl-1,2,3,4-tetrahydroisoquinolin-6-yl)-amide and 4'-trifluoromethyl-biphenyl-2-carboxylic acid-(2-(2-acetylaminoethyl)-1,2,3,4-tetrahydroisoquinolin-6-yl)-amide.

The compounds of the present invention may also be administered in combination with a naturally occurring compound that acts to lower plasma cholesterol levels. Such naturally occurring compounds are commonly called nutraceuticals and include, for example, garlic extract, *Hoodia* plant extracts, and niacin.

Representative agents that can be used to treat diabetes include insulin and insulin analogs (e.g. LysPro insulin); GLP-1 (7-37) (insulinotropin) and GLP-1 (7-36)-NH₂; sulfonylureas and analogs: chlorpropamide, glibenclamide, tolbutamide, tolazamide, acetohexamide, Glypizide®, glimepiride, repaglinide, meglitinide; biguanides: metformin, phenformin, buformin; α 2-antagonists and imidazolines: midaglizole, isaglidole, deriglidole, idazoxan, efaroxan, fluparoxan; other insulin secretagogues: linoglriride, A-4166; glitazones: ciglitazone, pioglitazone, englitazone, troglitazone, darglitazone, BRL49653; fatty acid oxidation inhibitors: clomoxir, etomoxir; α -glucosidase inhibitors: acarbose, miglitol, emiglitate, voglibose, MDL-25,637, camiglibose, MDL-73,945; β -agonists: BRL 35135, BRL 37344, Ro 16-8714, ICI D7114, CL 316,243; phosphodiesterase inhibitors: L-386,398; lipid-lowering agents: benfluorex; antiobesity agents: fenfluramine and orlistat; vanadate and vanadium complexes (e.g. Naglivan®) and peroxovanadium complexes; amylin antagonists; glucagon antagonists; gluconeogenesis

-36-

inhibitors; somatostatin analogs; antilipolytic agents: nicotinic acid, acipimox, WAG 994; and glycogen phosphorylase inhibitors, such as those disclosed in WO 96/39385 and WO 96/39384. Also contemplated in combination with compounds of the invention are pramlintide acetate (Symlin™) and
5 nateglinide. Any combination of agents can be administered as described above.

Specific cholesterol absorption inhibitors and cholesterol biosynthesis inhibitors are described in detail hereinbelow. Additional cholesterol absorption inhibitors are known to those skilled in the art and are described,
10 for example, in PCT WO 94/00480.

Any HMG-CoA reductase inhibitor may be employed as the additional agent in the combination therapy aspect of the instant invention. The term "HMG-CoA reductase inhibitor" refers to a compound which inhibits the biotransformation of hydroxymethylglutaryl-coenzyme A to mevalonic acid as
15 catalyzed by the enzyme HMG-CoA reductase. Such inhibition may be determined readily by one of skill in the art according to standard assays (e.g., Methods of Enzymology, 1981; 71: 455-509 and the references cited therein). A variety of these compounds are described and referenced hereinbelow. U.S. Pat. No. 4,231,938 (the disclosure of which is hereby
20 incorporated by reference) discloses certain compounds isolated after cultivation of a microorganism belonging to the genus *Aspergillus*, such as lovastatin. Also, U.S. Pat. No. 4,444,784 (the disclosure of which is hereby incorporated by reference) discloses synthetic derivatives of the aforementioned compounds, such as simvastatin. Additionally, U.S. Pat. No.
25 4,739,073 (the disclosure of which is incorporated herein by reference) discloses certain substituted indoles, such as fluvastatin. Further, U.S. Pat. No. 4,346,227 (the disclosure of which is incorporated herein by reference) discloses ML-236B derivatives, such as pravastatin. In addition, EP 491,226 teaches certain pyridyldihydroxyheptenoic acids, such as rivastatin. Also,
30 U.S. Pat. No. 4,647,576 (the disclosure of which is incorporated herein by reference) discloses certain 6-[2-(substituted-pyrrol-1-yl)alkyl]-pyran-2-ones such as atorvastatin. Other HMG-CoA reductase inhibitors will be known to those skilled in the art.

-37-

Any HMG-CoA synthase inhibitor may be used as the second compound in the combination therapy aspect of this invention. The term HMG-CoA synthase inhibitor refers to a compound which inhibits the biosynthesis of hydroxymethylglutaryl-coenzyme A from acetyl-coenzyme A and acetoacetyl-coenzyme A, catalyzed by the enzyme HMG-CoA synthase. Such inhibition may be determined readily by one of skill in the art according to standard assays (e.g., Methods of Enzymology, **35**, 155-160 (1975) and Methods of Enzymology, **110**, 19-26 (1985) and the references cited therein). A variety of these compounds are described and referenced hereinbelow. U.S. Pat. No. 5,120,729 (the disclosure of which is incorporated herein by reference) discloses certain beta-lactam derivatives. U.S. Pat. No. 5,064,856 (the disclosure of which is incorporated herein by reference) discloses certain spiro-lactone derivatives prepared by culturing the microorganism MF5253. U.S. Pat. No. 4,847,271 (the disclosure of which is incorporated herein by reference) discloses certain oxetane compounds such as 11-(3-hydroxymethyl-4-oxo-2-oxetanyl)-3,5,7-trimethyl-2,4-undecadienoic acid derivatives. Other HMG-CoA synthase inhibitors will be known to those skilled in the art.

Any compound that decreases HMG-CoA reductase gene expression may be used as the second compound in the combination therapy aspect of this invention. These agents may be HMG-CoA reductase transcription inhibitors that block the transcription of DNA or translation inhibitors that prevent translation of mRNA coding for HMG-CoA reductase into protein.

Such inhibitors may either affect transcription or translation directly, or may be biotransformed into compounds that have the aforementioned attributes by one or more enzymes in the cholesterol biosynthetic cascade or may lead to the accumulation of an isoprene metabolite that has the aforementioned activities. Such regulation is readily determined by those skilled in the art according to standard assays (Methods of Enzymology, **110**, 9-19, (1985)). Several such compounds are described and referenced below however other inhibitors of HMG-CoA reductase gene expression will be known to those skilled in the art U.S. Pat. No. 5,041,432 (the disclosure of which is incorporated herein by reference) discloses certain 15-substituted

-38-

lanosterol derivatives. Other oxygenated sterols that suppress the biosynthesis of HMG-CoA reductase are discussed by E.I. Mercer (Prog. Up. Res., **32**, 357-416 (1993)).

Any compound having activity as a CETP inhibitor can serve as the
5 additional agent in the combination therapy aspect of the instant invention. The term CETP inhibitor refers to compounds which inhibit the cholesteryl ester transfer protein (CETP) mediated transport of various cholesteryl esters and triglycerides from high density lipoprotein (HDL) to low density lipoprotein (LDL) and very low density lipoprotein (VLDL). A variety of these compounds
10 are described and referenced hereinbelow however other CETP inhibitors will be known to those skilled in the art U.S. Pat. No. 5,512,548 (the disclosure of which is incorporated herein by reference) discloses certain polypeptide derivatives having activity as CETP inhibitors, while certain CETP-inhibitory rosenonolactone derivatives and phosphate-containing analogs of cholesteryl
15 ester are disclosed in J. Antibiot., **49**(8): 815-816 (1996), and Bioorg. Med. Chem. Lett; **6**, 1951-1954 (1996), respectively.

Any ACAT inhibitor can serve as the additional agent in the combination therapy aspect of this invention. The term ACAT inhibitor refers to compounds which inhibit the intracellular esterification of dietary cholesterol
20 by the enzyme acyl CoA:cholesterol acyltransferase. Such inhibition may be determined readily by one of skill in the art according to standard assays, such as the method of Heider et al. described in Journal of Lipid Research, **24**, 1127 (1983). A variety of these compounds are described and referenced hereinbelow however other ACAT inhibitors will be known to those skilled in
25 the art.

U.S. Pat. No. 5,510,379 (the disclosure of which is incorporated herein by reference) discloses certain carboxysulfonates, while WO 96/26948 and WO 96/10559 both disclose urea derivatives having ACAT inhibitory activity.

Any compound having activity as a squalene synthetase inhibitor can
30 serve as the additional agent in the combination therapy aspect of the instant invention. The term squalene synthetase inhibitor refers to compounds that inhibit the condensation of two molecules of farnesylpyrophosphate to form squalene, a reaction that is catalyzed by the enzyme squalene synthetase.

-39-

Such inhibition is readily determined by those skilled in the art according to standard methodology (Methods of Enzymology, **15**, 393-454 (1969) and Methods of Enzymology, **110**, 359-373 (1985) and references cited therein). A summary of squalene synthetase inhibitors has been compiled (Curr. Op. Ther. Patents, 861-4 (1993).). European Patent Application No. 0 567 026 A1 discloses certain 4,1-benzoxazepine derivatives as squalene synthetase inhibitors and their use in the treatment of hypercholesterolemia and as fungicides. European Patent Application No. 0 645 378 A1 discloses certain seven- or eight-membered heterocycles as squalene synthetase inhibitors and their use in the treatment and prevention of hypercholesterolemia and fungal infections. European Patent Application No. 0 645 377 A1 discloses certain benzoxazepine derivatives as squalene synthetase inhibitors useful for the treatment of hypercholesterolemia or coronary sclerosis. European Patent Application No. 0 611 749 A1 discloses certain substituted amino acid derivatives useful for the treatment of arteriosclerosis. European Patent Application No. 0 705 607 A2 discloses certain condensed seven- or eight-membered heterocyclic compounds useful as antihypertriglyceridemic agents. PCT Publication WO96/09827 discloses certain combinations of cholesterol absorption inhibitors and cholesterol biosynthesis inhibitors including benzoxazepine derivatives and benzothiazepine derivatives. European Patent Application No. 0 071 725 A1 discloses a process for preparing certain optically-active compounds, including benzoxazepine derivatives, having plasma cholesterol and triglyceride lowering activities.

The dosage of the additional pharmaceutical agent will be generally dependent upon a number of factors including the health of the subject being treated, the extent of treatment desired, the nature and kind of concurrent therapy, if any, and the frequency of treatment and the nature of the effect desired. In general, the dosage range of an anti-obesity agent is in the range of from about 0.001 mg to about 500 mg per kilogram body weight of the individual per day, preferably from about 0.01 mg to about 300 mg per kilogram body weight of the individual per day, more preferably from about 0.1 mg to about 100 mg per kilogram body weight of the individual per day. However, some variability in the general dosage range may also be required

-40-

depending upon the age and weight of the subject being treated, the intended route of administration, the particular anti-obesity agent being administered and the like. The determination of dosage ranges and optimal dosages for a particular patient is also well within the ability of one of ordinary skill in the art
5 having the benefit of the instant disclosure.

A typical formulation is prepared by mixing a compound of the present invention and a carrier, diluent or excipient. Suitable carriers, diluents and excipients are well known to those skilled in the art and include materials such as carbohydrates, waxes, water soluble and/or swellable polymers,
10 hydrophilic or hydrophobic materials, gelatin, oils, solvents, water, and the like. The particular carrier, diluent or excipient used will depend upon the means and purpose for which the compound of the present invention is being applied. Solvents are generally selected based on solvents recognized by persons skilled in the art as safe (GRAS) to be administered to a mammal. In
15 general, safe solvents are non-toxic aqueous solvents such as water and other non-toxic solvents that are soluble or miscible in water. Suitable aqueous solvents include water, ethanol, propylene glycol, polyethylene glycols (e.g., PEG400, PEG300), etc. and mixtures thereof. The formulations may also include one or more buffers, stabilizing agents, surfactants, wetting
20 agents, lubricating agents, emulsifiers, suspending agents, preservatives, antioxidants, opaquing agents, glidants, processing aids, colorants, sweeteners, perfuming agents, flavoring agents and other known additives to provide an elegant presentation of the drug (i.e., a compound of the present invention or pharmaceutical composition thereof) or aid in the manufacturing
25 of the pharmaceutical product (i.e., medicament).

The formulations may be prepared using conventional dissolution and mixing procedures. For example, the bulk drug substance (i.e., compound of the present invention or stabilized form of the compound (e.g., complex with a cyclodextrin derivative or other known complexation agent)) is dissolved in a
30 suitable solvent in the presence of one or more of the excipients described above.

Compositions suitable for parenteral injection generally include pharmaceutically acceptable sterile aqueous or nonaqueous solutions,

-41-

dispersions, suspensions, or emulsions, and sterile powders for reconstitution into sterile injectable solutions or dispersions. Examples of suitable aqueous and nonaqueous carriers, diluents, solvents, or vehicles include water, ethanol, polyols (propylene glycol, polyethylene glycol, glycerol, and the like),
5 suitable mixtures thereof, vegetable oils (such as olive oil) and injectable organic esters such as ethyl oleate. Proper fluidity can be maintained, for example, by the use of a coating such as lecithin, by the maintenance of the required particle size in the case of dispersions, and by the use of surfactants.

10 These compositions may also contain adjuvants such as preserving, wetting, emulsifying, and dispersing agents. Prevention of microorganism contamination of the compositions can be accomplished with various antibacterial and antifungal agents, for example, parabens, chlorobutanol, phenol, sorbic acid, and the like. It may also be desirable to include isotonic
15 agents, for example, sugars, sodium chloride, and the like. Prolonged absorption of injectable pharmaceutical compositions can be brought about by the use of agents capable of delaying absorption, for example, aluminum monostearate and gelatin.

Solid dosage forms for oral administration include capsules, tablets,
20 powders, and granules. In such solid dosage forms, a compound of the present invention or a combination is admixed with at least one inert customary pharmaceutical excipient (or carrier) such as sodium citrate or dicalcium phosphate or (a) fillers or extenders (e.g., starches, lactose, sucrose, mannitol, silicic acid and the like); (b) binders (e.g.,
25 carboxymethylcellulose, alginates, gelatin, polyvinylpyrrolidone, sucrose, acacia and the like); (c) humectants (e.g., glycerol and the like); (d) disintegrating agents (e.g., agar-agar, calcium carbonate, potato or tapioca starch, alginic acid, certain complex silicates, sodium carbonate and the like); (e) solution retarders (e.g., paraffin and the like); (f) absorption accelerators
30 (e.g., quaternary ammonium compounds and the like); (g) wetting agents (e.g., cetyl alcohol, glycerol monostearate and the like); (h) adsorbents (e.g., kaolin, bentonite and the like); and/or (i) lubricants (e.g., talc, calcium stearate, magnesium stearate, solid polyethylene glycols, sodium lauryl

-42-

sulfate and the like). In the case of capsules and tablets, the dosage forms may also comprise buffering agents.

Solid compositions of a similar type may also be used as fillers in soft or hard filled gelatin capsules using such excipients as lactose or milk sugar, as well as high molecular weight polyethylene glycols, and the like.

Solid dosage forms such as tablets, dragees, capsules, and granules can be prepared with coatings and shells, such as enteric coatings and others well known in the art. They may also contain opacifying agents, and can also be of such composition that they release the compound of the present invention and/or the additional pharmaceutical agent in a delayed manner. Examples of embedding compositions that can be used are polymeric substances and waxes. The drug can also be in micro-encapsulated form, if appropriate, with one or more of the above-mentioned excipients.

Liquid dosage forms for oral administration include pharmaceutically acceptable emulsions, solutions, suspensions, syrups, and elixirs. In addition to the compound of the present invention or the combination, the liquid dosage form may contain inert diluents commonly used in the art, such as water or other solvents, solubilizing agents and emulsifiers, as for example, ethyl alcohol, isopropyl alcohol, ethyl carbonate, ethyl acetate, benzyl alcohol, benzyl benzoate, propylene glycol, 1,3-butylene glycol, dimethylformamide, oils (e.g., cottonseed oil, groundnut oil, corn germ oil, olive oil, castor oil, sesame seed oil and the like), glycerol, tetrahydrofurfuryl alcohol, polyethylene glycols and fatty acid esters of sorbitan, or mixtures of these substances, and the like.

Besides such inert diluents, the composition can also include adjuvants, such as wetting agents, emulsifying and suspending agents, sweetening, flavoring, and perfuming agents.

Suspensions, in addition to the compound of the present invention or the combination, may further comprise suspending agents, e.g., ethoxylated isostearyl alcohols, polyoxyethylene sorbitol and sorbitan esters, microcrystalline cellulose, aluminum metahydroxide, bentonite, agar-agar, and tragacanth, or mixtures of these substances, and the like.

Compositions for rectal or vaginal administration preferably comprise

-43-

suppositories, which can be prepared by mixing a compound of the present invention or a combination with suitable non-irritating excipients or carriers, such as cocoa butter, polyethylene glycol or a suppository wax which are solid at ordinary room temperature but liquid at body temperature and therefore melt in the rectum or vaginal cavity thereby releasing the active component(s).

Dosage forms for topical administration of the compounds of the present invention and combinations of the compounds of the present invention with an additional pharmaceutical agent(s) may comprise ointments, powders, sprays and inhalants. The drugs are admixed under sterile condition with a pharmaceutically acceptable carrier, and any preservatives, buffers, or propellants that may be required. Ophthalmic formulations, eye ointments, powders, and solutions are also intended to be included within the scope of the present invention.

The compound of the present invention or combination is typically formulated into pharmaceutical dosage forms to provide an easily controllable dosage of the drug and to give the patient an elegant and easily handleable product. The pharmaceutical composition (or formulation) for application may then be packaged in a variety of ways depending upon the method used for administering the drug. Generally, an article for distribution includes a container having deposited therein the pharmaceutical formulation in an appropriate form. Suitable containers are well-known to those skilled in the art and include materials such as bottles (plastic and glass), sachets, ampoules, plastic bags, metal cylinders, and the like. The container may also include a tamper-proof assemblage to prevent indiscreet access to the contents of the package. In addition, the container has deposited thereon a label that describes the contents of the container. The label may also include appropriate warnings.

The following paragraphs describe exemplary formulations, dosages, etc. useful for non-human animals. The administration of a compound of the present invention or combination (i.e., a compound of the present invention with at least one additional pharmaceutical agent) can be effected orally or non-orally (e.g., by injection).

-44-

An amount of a compound of the present invention (or combination) is administered such that an effective dose is received. Generally, a daily dose that is administered orally to an animal is between about 0.01 and about 1,000 mg/kg of body weight, preferably between about 0.01 and about 300 mg/kg of body weight.

Conveniently, a compound of the present invention (or combination) can be carried in the drinking water so that a therapeutic dosage of the compound is ingested with the daily water supply. The compound can be directly metered into drinking water, preferably in the form of a liquid, water-soluble concentrate (such as an aqueous solution of a water-soluble salt).

Conveniently, a compound of the present invention (or combination) can also be added directly to the feed, as such, or in the form of an animal feed supplement, also referred to as a premix or concentrate. A premix or concentrate of the compound in a carrier is more commonly employed for the inclusion of the agent in the feed. Suitable carriers are liquid or solid, as desired, such as water, various meals such as alfalfa meal, soybean meal, cottonseed oil meal, linseed oil meal, corncob meal and corn meal, molasses, urea, bone meal, and mineral mixes such as are commonly employed in poultry feeds. A particularly effective carrier is the respective animal feed itself; that is, a small portion of such feed. The carrier facilitates uniform distribution of the compound in the finished feed with which the premix is blended. Preferably, the compound is thoroughly blended into the premix and, subsequently, the feed. In this respect, the compound may be dispersed or dissolved in a suitable oily vehicle such as soybean oil, corn oil, cottonseed oil, and the like, or in a volatile organic solvent and then blended with the carrier. It will be appreciated that the proportions of compound in the concentrate are capable of wide variation since the amount of the compound in the finished feed may be adjusted by blending the appropriate proportion of premix with the feed to obtain a desired level of compound.

High potency concentrates may be blended by the feed manufacturer with proteinaceous carrier such as soybean oil meal and other meals, as described above, to produce concentrated supplements, which are suitable for direct feeding to animals. In such instances, the animals are permitted to

-45-

consume the usual diet. Alternatively, such concentrated supplements may be added directly to the feed to produce a nutritionally balanced, finished feed containing a therapeutically effective level of a compound of the present invention. The mixtures are thoroughly blended by standard procedures, such as in a twin shell blender, to ensure homogeneity.

If the supplement is used as a top dressing for the feed, it likewise helps to ensure uniformity of distribution of the compound across the top of the dressed feed.

Drinking water and feed effective for increasing lean meat deposition and for improving lean meat to fat ratio are generally prepared by mixing a compound of the present invention with a sufficient amount of animal feed to provide from about 10^{-3} to about 500 ppm of the compound in the feed or water.

The preferred medicated swine, cattle, sheep and goat feed generally contain from about 1 to about 400 grams of a compound of the present invention (or combination) per ton of feed, the optimum amount for these animals usually being about 50 to about 300 grams per ton of feed.

The preferred poultry and domestic pet feeds usually contain about 1 to about 400 grams and preferably about 10 to about 400 grams of a compound of the present invention (or combination) per ton of feed.

For parenteral administration in animals, the compounds of the present invention (or combination) may be prepared in the form of a paste or a pellet and administered as an implant, usually under the skin of the head or ear of the animal in which increase in lean meat deposition and improvement in lean meat to fat ratio is sought.

In general, parenteral administration involves injection of a sufficient amount of a compound of the present invention (or combination) to provide the animal with about 0.01 to about 20 mg/kg/day of body weight of the drug. The preferred dosage for poultry, swine, cattle, sheep, goats and domestic pets is in the range of from about 0.05 to about 10 mg/kg/day of body weight of drug.

Paste formulations can be prepared by dispersing the drug in a pharmaceutically acceptable oil such as peanut oil, sesame oil, corn oil or the

-46-

like.

Pellets containing an effective amount of a compound of the present invention, pharmaceutical composition, or combination can be prepared by admixing a compound of the present invention or combination with a diluent
5 such as carbowax, carnuba wax, and the like, and a lubricant, such as magnesium or calcium stearate, can be added to improve the pelleting process.

It is, of course, recognized that more than one pellet may be administered to an animal to achieve the desired dose level which will provide
10 the increase in lean meat deposition and improvement in lean meat to fat ratio desired. Moreover, implants may also be made periodically during the animal treatment period in order to maintain the proper drug level in the animal's body.

The present invention has several advantageous veterinary features.
15 For the pet owner or veterinarian who wishes to increase leanness and/or trim unwanted fat from pet animals, the instant invention provides the means by which this may be accomplished. For poultry and swine breeders, utilization of the method of the present invention yields leaner animals that command higher sale prices from the meat industry.

20 Embodiments of the present invention are illustrated by the following Examples. It is to be understood, however, that the embodiments of the invention are not limited to the specific details of these Examples, as other variations thereof will be known, or apparent in light of the instant disclosure, to one of ordinary skill in the art.

25 EXAMPLES

Unless specified otherwise, starting materials are generally available from commercial sources such as Aldrich Chemicals Co. (Milwaukee, WI), Lancaster Synthesis, Inc. (Windham, NH), Acros Organics (Fairlawn, NJ), Maybridge Chemical Company, Ltd. (Cornwall, England), Tyger Scientific
30 (Princeton, NJ), and AstraZeneca Pharmaceuticals (London, England).

General Experimental Procedures

NMR spectra were recorded on a Varian Unity™ 400 or 500 (available from Varian Inc., Palo Alto, CA) at room temperature at 400 and 500 MHz ¹H,

-47-

respectively. Chemical shifts are expressed in parts per million (δ) relative to residual solvent as an internal reference. The peak shapes are denoted as follows: s, singlet; d, doublet; t, triplet; q, quartet; m, multiplet; br s, broad singlet; v br s, very broad singlet; br m, broad multiplet; 2s, two singlets. In
5 some cases only representative ^1H NMR peaks are given.

Mass spectra were recorded by direct flow analysis using positive and negative atmospheric pressure chemical ionization (APCI) scan modes. A Waters APCI/MS model ZMD mass spectrometer equipped with Gilson 215 liquid handling system was used to carry out the experiments

10 Mass spectrometry analysis was also obtained by RP-HPLC gradient method for chromatographic separation. Molecular weight identification was recorded by positive and negative electrospray ionization (ESI) scan modes. A Waters/Micromass ESI/MS model ZMD or LCZ mass spectrometer equipped with Gilson 215 liquid handling system and HP 1100 DAD was used
15 to carry out the experiments.

Where the intensity of chlorine or bromine-containing ions are described, the expected intensity ratio was observed (approximately 3:1 for $^{35}\text{Cl}/^{37}\text{Cl}$ -containing ions and 1:1 for $^{79}\text{Br}/^{81}\text{Br}$ -containing ions) and only the lower mass ion is given. MS peaks are reported for all examples.

20 Optical rotations were determined on a PerkinElmerTM 241 polarimeter (available from PerkinElmer Inc., Wellesley, MA) using the sodium D line ($\lambda = 589$ nm) at the indicated temperature and are reported as follows $[\alpha]_D^{\text{temp}}$, concentration ($c = \text{g}/100$ ml), and solvent.

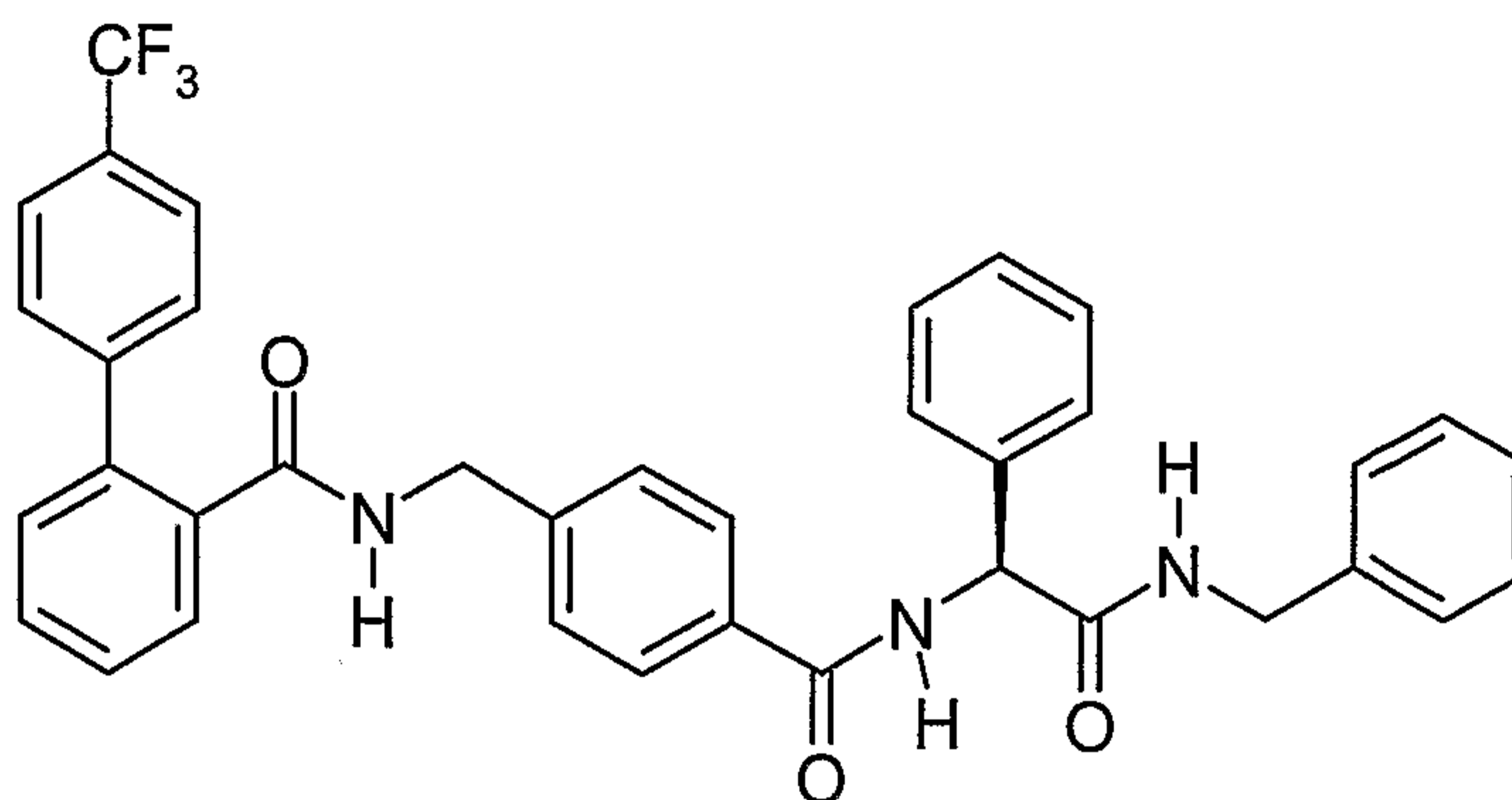
Column chromatography was performed with either BakerTM silica gel
25 (40 μm ; J.T. Baker, Phillipsburg, NJ) or Silica Gel 50 (EM SciencesTM, Gibbstown, NJ) in glass columns or in BiotageTM columns (ISC, Inc., Shelton, CT) under low nitrogen pressure. Radial chromatography was performed using a ChromatotronTM (Harrison Research).

Example 1 illustrates the preparation of compounds of the present
30 invention where q is 1 and $-(Z)_r-$ is a bond (i.e., $r = 0$).

Example 1

Preparation of (S) 4'-Trifluoromethyl-biphenyl-2-carboxylic acid 4-
[(benzylcarbamoyl-phenyl-methyl)-carbamoyl]-benzylamide (1A-1):

-48-

**1A-1**

5 Preparation of Intermediate 4-[[[4'-(Trifluoromethyl)-biphenyl-2-carbonyl]-amino]-methyl]-benzoic acid methyl ester (I-1a):

4'-Trifluoromethyl-biphenyl-2-carbonyl chloride (0.5 g, 1.76 mmol) and 4-aminomethyl-benzoic acid methyl ester (0.29 g, 1.76 mmol) were dissolved in THF (30 ml). Pyridine (0.21g, 2.64 mmol) was added to the above mixture
 10 the reaction mixture was stirred at 60°C for 48 hours. The solvent was removed under reduced pressure and the residue was dissolved in EtOAc (100 ml). The Organic was washed with NaHCO₃ (sat. 100 ml). The aqueous was extracted with EtOAc (30 ml × 3). The organic layers were combined and dried (Na₂SO₄). The solvent was removed under reduced pressure. The
 15 crude product was recrystallized from isopropyl ether/MeOH to provide the title compound (0.4184 g, 57%).

Preparation of Intermediate 4-[[[4'-(Trifluoromethyl)-biphenyl-2-carbonyl]-amino]-methyl]-benzoic acid (I-1b):

20 4-[[[4'-(Trifluoromethyl)-biphenyl-2-carbonyl]-amino]-methyl]-benzoic acid methyl ester I-1a (8.1g, 19.6 mmol) was added to MeOH/H₂O (220 mL, 10/1). Lithium hydroxide monohydrate (2.47g, 58.8 mmol) was added to the above mixture. The mixture was heated to reflux overnight. The solvent was removed under reduced pressure and the residue was dissolved in H₂O (500
 25 ml). The solution was acidified with 1N HCl to pH 2. The solid was collected by filtration and dried under vacuum (7.94 g).

-49-

Preparation of Intermediate (S) (Benzylcarbamoyl-phenyl-methyl)-carbamic acid tert-butyl ester (I-1c):

The (S)-tert-Butoxycarbonylamino-phenyl-acetic acid I-2b (1.00g, 4 mmol) was dissolved in dichloromethane (DCM) (15 ml). Benzylamine (0.428g, 4 mmol) and diisopropylethylamine (DIEA) (0.65g, 5mmol) were added to the above mixture. The mixture was stirred at room temperature for a few minutes. Bromo-trispyrrolidino-phosphonium hexafluorophosphate (PyBroP) (2.10g, 4.5 mmol) was added to the above solution in one portion and the reaction mixture was stirred overnight. The reaction mixture was diluted with dichloromethane (150 ml) and washed with NaHCO₃ (50 mL×2, sat.). The organic layer was collected and dried (Na₂SO₄). The solvent was removed under reduced pressure. The crude product was purified by chromatography to provide the desired product (0.85g, 62%).

Preparation of (S) 2-Amino-N-benzyl-2-phenyl-acetamide hydrochloride (I-1d):

(Benzylcarbamoyl-phenyl-methyl)-carbamic acid tert-butyl ester I-1c (0.85g, 2.50mmol) was dissolved in HCl/dioxane (10 ml, 4.0M). The mixture was stirred at room temperature overnight. The volatiles were removed under reduced pressure to provide the desired product in quantitative yield.

20

Preparation of (S) 4'-Trifluoromethyl-biphenyl-2-carboxylic acid 4-[(benzylcarbamoyl-phenyl-methyl)-carbamoyl]-benzylamide (1A-1):

4-[[4'-Trifluoromethyl-biphenyl-2-carbonyl]-amino]-methyl}-benzoic acid I-1b (0.125 g, 0.31 mmol) and PyBroP (0.146 g, 0.31 mmol) were combined in DCM (3 mL). 2-Amino-2-phenyl-1-piperidin-1-yl-ethanone hydrochloride (0.087 g, 0.31 mmol) and DIEA (1 IL) was added to the above mixture. The mixture was then stirred overnight. The precipitate was filtered and rinsed with DCM to furnish the desired product (121 mg). MS (MH)⁺: 622.3

30

The compounds in Table 1 below were prepared using procedures analogous to those described above for the synthesis of Compound 1A-1 using the appropriate starting materials which are available commercially, prepared using preparations well-known to those skilled in the art, or

-50-

prepared in a manner analogous to routes described above for other intermediates. The final products were purified by preparative thin layer chromatography (PTLC) in most cases.

Table 1

Ex. No.	Compound Name	Calc. MW	MS (MH) ⁺
1A-2	(S) Phenyl-(4-{{(4'-trifluoromethyl-biphenyl-2-carbonyl)-amino}-methyl}-benzoylamino)-acetic acid methyl ester	546.551	547.1
1A-3	4'-Trifluoromethyl-biphenyl-2-carboxylic acid 4-butylcarbamoyl-benzylamide	454.497	455.2
1A-4	4'-Trifluoromethyl-biphenyl-2-carboxylic acid 4-pentylcarbamoyl-benzylamide	468.524	469.3
1A-5	4'-Trifluoromethyl-biphenyl-2-carboxylic acid 4-(butyl-methyl-carbamoyl)-benzylamide	468.524	469.3
1A-6	4'-Trifluoromethyl-biphenyl-2-carboxylic acid 4-diethylcarbamoyl-benzylamide	454.497	455.3
1A-7	(S) 4'-Trifluoromethyl-biphenyl-2-carboxylic acid 4-(2-oxo-1-phenyl-2-pyrrolidin-1-yl-ethylcarbamoyl)-benzylamide	585.632	586.2
1A-8	(S) 4'-Trifluoromethyl-biphenyl-2-carboxylic acid 4-[(isobutylcarbamoyl-phenyl-methyl)-carbamoyl]-benzylamide	587.6479	588.2
1A-9	(S) 4'-Trifluoromethyl-biphenyl-2-carboxylic acid 4-[(diethylcarbamoyl-phenyl-methyl)-carbamoyl]-benzylamide	587.6479	588.2
1A-10	(S) 4'-Trifluoromethyl-biphenyl-2-carboxylic acid 4-[(benzyl-methyl-carbamoyl)-phenyl-methyl]-carbamoyl]-benzylamide	635.692	636.2
1A-11	(S) 4'-Trifluoromethyl-biphenyl-2-carboxylic acid 4-[(butylcarbamoyl-phenyl-methyl)-carbamoyl]-benzylamide	587.6479	588.2
1A-12	(S) 4'-Trifluoromethyl-biphenyl-2-carboxylic acid 4-[(butyl-methyl-carbamoyl)-phenyl-methyl]-carbamoyl]-benzylamide	601.675	602.3
1A-13	(S) 4'-Trifluoromethyl-biphenyl-2-carboxylic acid 4-[(phenyl-propylcarbamoyl-methyl)-carbamoyl]-benzylamide	573.621	574.2
1A-14	(S) 4'-Trifluoromethyl-biphenyl-2-carboxylic acid 4-[(cyclopropylmethyl-carbamoyl)-phenyl-methyl]-carbamoyl]-benzylamide	585.632	586.2

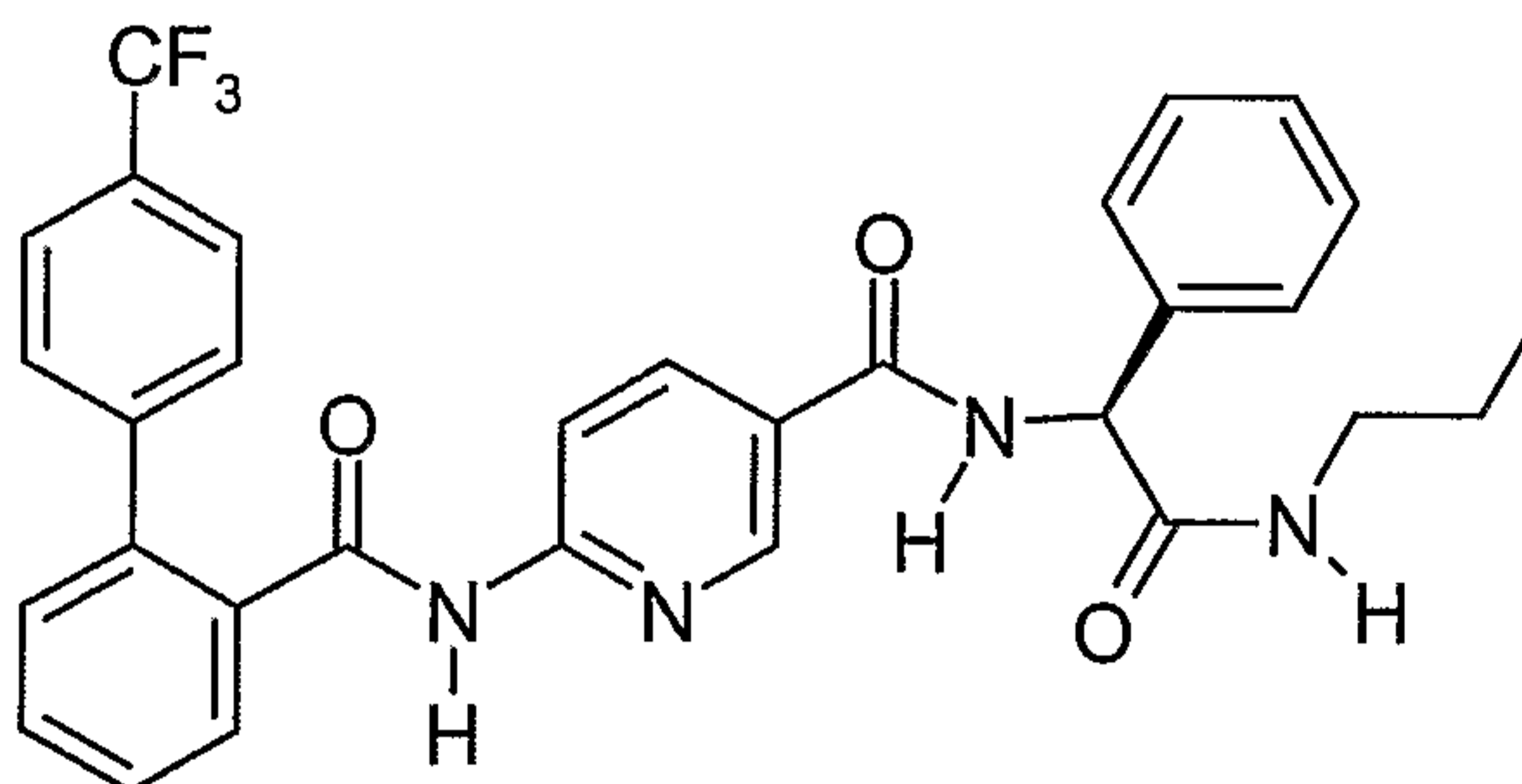
-51-

Ex. No.	Compound Name	Calc. MW	MS (MH) ⁺
1A-15	(S) 4'-Trifluoromethyl-biphenyl-2-carboxylic acid 4-[[cyclohexylmethyl-carbamoyl]-phenyl-methyl]-carbamoyl]-benzylamide	627.713	628.3
1A-16	(S) 4'-Trifluoromethyl-biphenyl-2-carboxylic acid 4-[(pentylcarbamoyl-phenyl-methyl)-carbamoyl]-benzylamide	601.675	602.3
1A-17	(S) 4'-Trifluoromethyl-biphenyl-2-carboxylic acid 4-[(ethyl-propyl-carbamoyl)-phenyl-methyl]-carbamoyl]-benzylamide	601.675	602.3
1A-18	(S) 4'-Trifluoromethyl-biphenyl-2-carboxylic acid 4-(2-oxo-1-phenyl-2-piperidin-1-yl-ethylcarbamoyl)-benzylamide	599.6589	600.3
1A-19	(S) 4'-Trifluoromethyl-biphenyl-2-carboxylic acid 4-(2-morpholin-4-yl-2-oxo-1-phenyl-ethylcarbamoyl)-benzylamide	601.631	602.3
1A-20	(S) 4'-Trifluoromethyl-biphenyl-2-carboxylic acid 4-[(cyclopropylcarbamoyl-phenyl-methyl)-carbamoyl]-benzylamide	571.605	572.2

Example 2 illustrates the preparation of compounds of the present invention where q is 0 and -(Z)_r is a bond (i.e., r = 0).

Example 2

5 Preparation of (S) N-(Phenyl-propylcarbamoyl-methyl)-6-[(4'-trifluoromethyl-biphenyl-2-carbonyl)-amino]-nicotinamide (2A-1):



2A-1

10 Preparation of Intermediate 6-[(4'-Trifluoromethyl-biphenyl-2-carbonyl)-amino]-nicotinic acid methyl ester (I-2a):

6-Amino-nicotinic acid methyl ester (9.13g, 60 mmol) was dispersed in DCM (200 ml). 4'-Trifluoromethyl-biphenyl-2-carbonyl chloride (17.6g, 62

-52-

mmol. in 100 ml DCM) was added dropwise in 10 minutes. The mixture was then stirred at room temperature overnight. A saturated solution of NaHCO₃ (200 ml) was added to the reaction mixture and the mixture was stirred for 20 min at room temperature. The aqueous layer was separated and extracted with DCM (150 ml). The organic layer was combined and dried (Na₂SO₄). The crude product was recrystallized from EtOH to provide the desired product 12g.

10 Preparation of Intermediate 6-[4'-Trifluoromethyl-biphenyl-2-carbonyl]-amino]-nicotinic acid (I-2b):

Intermediate I-2b was prepared by procedures analogous to those used for the preparation of intermediate I-1b in Example 1 above.

15 Preparation of Intermediate 2-Amino-2-phenyl-N-propyl-acetamide hydrochloride (I-2c):

Intermediate I-2c was prepared by procedures analogous to those used in the preparation of intermediates I-1c and I-1d in Example 1 above.

20 Preparation of (S) N-(Phenyl-propylcarbamoyl-methyl)-6-[4'-trifluoromethyl-biphenyl-2-carbonyl]-amino]-nicotinamide (2A-1):

Compound 2A-1 was prepared using procedures analogous to those used to prepare Compound 1A-1 in Example 1 above. MS (MH)⁺: 561.3

25 The compounds in Table 2 below were prepared using procedures analogous to those described above for the synthesis of Compound 2A-1 using the appropriate starting materials which are available commercially, prepared using preparations well-known to those skilled in the art, or prepared in a manner analogous to routes described above for other intermediates. The final products were purified by preparative thin layer chromatography (PTLC) in most cases.

30

-53-

Table 2

Ex. No.	Compound Name	Calc. MW	MS (MH) ⁺
2A-2	N-Butyl-N-methyl-6-[(4'-trifluoromethyl-biphenyl-2-carbonyl)-amino]-nicotinamide	455.484	456.2
2A-3	N-Pentyl-6-[(4'-trifluoromethyl-biphenyl-2-carbonyl)-amino]-nicotinamide	455.484	456.2
2A-4	N,N-Diethyl-6-[(4'-trifluoromethyl-biphenyl-2-carbonyl)-amino]-nicotinamide	441.457	442.2
2A-5	N-Butyl-6-[(4'-trifluoromethyl-biphenyl-2-carbonyl)-amino]-nicotinamide	441.457	442.2
2A-6	(S) N-[(Butyl-methyl-carbamoyl)-phenyl-methyl]-6-[(4'-trifluoromethyl-biphenyl-2-carbonyl)-amino]-nicotinamide	588.635	589.3
2A-7	(S) N-[(Cyclopropylmethyl-carbamoyl)-phenyl-methyl]-6-[(4'-trifluoromethyl-biphenyl-2-carbonyl)-amino]-nicotinamide	572.592	573.3
2A-8	(S) N-[(Cyclohexylmethyl-carbamoyl)-phenyl-methyl]-6-[(4'-trifluoromethyl-biphenyl-2-carbonyl)-amino]-nicotinamide	614.673	615.4
2A-9	(S) N-(Pentylcarbamoyl-phenyl-methyl)-6-[(4'-trifluoromethyl-biphenyl-2-carbonyl)-amino]-nicotinamide	588.635	589.4
2A-10	(S) N-[(Ethyl-propyl-carbamoyl)-phenyl-methyl]-6-[(4'-trifluoromethyl-biphenyl-2-carbonyl)-amino]-nicotinamide	588.635	589.4
2A-11	(S) N-(Benzylcarbamoyl-phenyl-methyl)-6-[(4'-trifluoromethyl-biphenyl-2-carbonyl)-amino]-nicotinamide	608.626	609.3
2A-12	(S) N-(2-Oxo-1-phenyl-2-piperidin-1-yl-ethyl)-6-[(4'-trifluoromethyl-biphenyl-2-carbonyl)-amino]-nicotinamide	586.619	587.3
2A-13	(S) N-(2-Morpholin-4-yl-2-oxo-1-phenyl-ethyl)-6-[(4'-trifluoromethyl-biphenyl-2-carbonyl)-amino]-nicotinamide	588.592	589.3
2A-14	(S) N-(2-Cyclopropyl-2-oxo-1-phenyl-ethyl)-6-[(4'-trifluoromethyl-biphenyl-2-carbonyl)-amino]-nicotinamide	543.55	N/A*
2A-15	(S) N-[(Ethyl-methyl-carbamoyl)-phenyl-methyl]-6-[(4'-trifluoromethyl-biphenyl-2-carbonyl)-amino]-nicotinamide	560.581	561.3
2A-16	(S) N-[(3-Methyl-benzylcarbamoyl)-phenyl-methyl]-6-[(4'-trifluoromethyl-biphenyl-2-carbonyl)-amino]-nicotinamide	622.653	623.3
2A-17	(S) N-[(1-Methyl-1-phenyl-ethylcarbamoyl)-phenyl-methyl]-6-[(4'-trifluoromethyl-biphenyl-2-carbonyl)-amino]-nicotinamide	636.68	637.3

-54-

Ex. No.	Compound Name	Calc. MW	MS (MH) ⁺
2A-18	(S) N-[(4-Methyl-benzylcarbamoyl)-phenyl-methyl]-6-[(4'-trifluoromethyl-biphenyl-2-carbonyl)-amino]-nicotinamide	622.653	623.3
2A-19	(S) N-[(4-Methoxy-benzylcarbamoyl)-phenyl-methyl]-6-[(4'-trifluoromethyl-biphenyl-2-carbonyl)-amino]-nicotinamide	638.652	639.3
2A-20	(S) N-[(3-Methoxy-benzylcarbamoyl)-phenyl-methyl]-6-[(4'-trifluoromethyl-biphenyl-2-carbonyl)-amino]-nicotinamide	638.652	639.3
2A-21	(S) N-[(4-Fluoro-benzylcarbamoyl)-phenyl-methyl]-6-[(4'-trifluoromethyl-biphenyl-2-carbonyl)-amino]-nicotinamide	626.616	627.2
2A-22	(S) N-[(Methyl-pyridin-3-ylmethyl-carbamoyl)-phenyl-methyl]-6-[(4'-trifluoromethyl-biphenyl-2-carbonyl)-amino]-nicotinamide	623.64	624.3

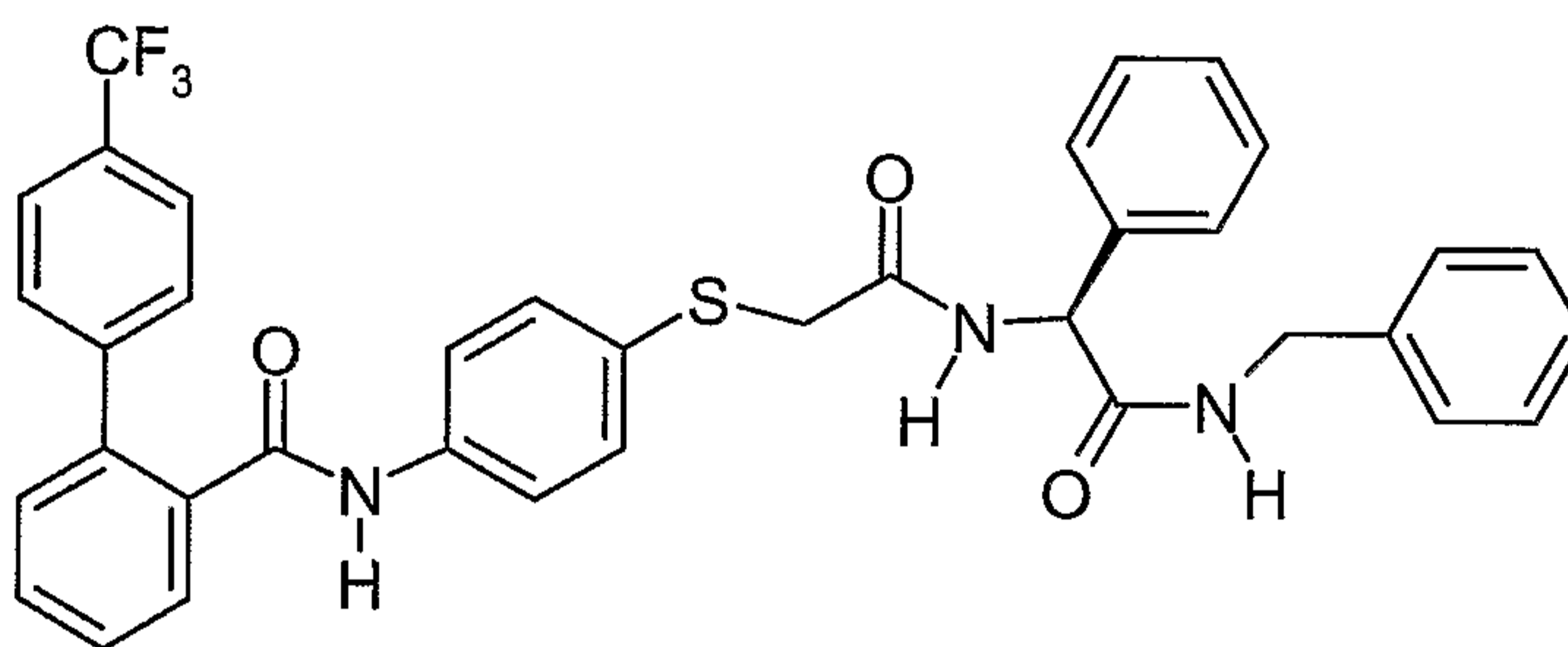
* N/A = not available

Example 3 illustrates the preparation of compounds of the present invention where Z is -SCH₂- and r is 1.

5

Example 3

Preparation of (S) 4'-Trifluoromethyl-biphenyl-2-carboxylic acid (4-[(benzylcarbamoyl-phenyl-methyl)-carbamoyl]-methylsulfanyl)-phenyl)-amide (3A-1):



10

3A-1

Preparation of Intermediate {4-[(4'-Trifluoromethyl-biphenyl-2-carbonyl)-amino]-phenylsulfanyl}-acetic acid methyl ester (I-3a):

Intermediate I-3a was prepared using procedures analogous to those used to prepare intermediate I-1a in Example 1 above.

15

-55-

Preparation of Intermediate {4-[(4'-Trifluoromethyl-biphenyl-2-carbonyl)-amino]-phenylsulfanyl}-acetic acid (I-3b):

Intermediate I-3b was prepared using procedures analogous to those used to prepare intermediate I-1b in Example 1 above.

5

Preparation of (S) 4'-Trifluoromethyl-biphenyl-2-carboxylic acid (4-[(benzyl-carbamoyl-phenyl-methyl)-carbamoyl]-methylsulfanyl)-phenyl)-amide (3A-1):

Compound 3A-1 was prepared using procedures analogous to those used to prepare Compound 1A-1 in Example 1 above. MS (MH)⁺: 654.4

10

The compounds in Table 3 below were prepared using procedures analogous to those described above for the synthesis of Compound 3A-1 using the appropriate starting materials which are available commercially, prepared using preparations well-known to those skilled in the art, or prepared in a manner analogous to routes described above for other intermediates. The final products were purified by preparative thin layer chromatography (PTLC) in most cases.

15

Table 3

Ex. No.	Compound Name	Calc. MW	MS (MH) ⁺
3A-2	(S) 4'-Trifluoromethyl-biphenyl-2-carboxylic acid [4-([(butyl-methyl-carbamoyl)-phenyl-methyl]-carbamoyl)-methylsulfanyl)-phenyl]-amide	633.739	634.3
3A-3	(S) 4'-Trifluoromethyl-biphenyl-2-carboxylic acid (4-[(phenyl-propylcarbamoyl-methyl)-carbamoyl]-methylsulfanyl)-phenyl)-amide	605.685	606.3
3A-4	(S) 4'-Trifluoromethyl-biphenyl-2-carboxylic acid {4-[(2-oxo-1-phenyl-2-piperidin-1-yl-ethylcarbamoyl)-methylsulfanyl]-phenyl}-amide	631.723	632.4
3A-5	(S) 4'-Trifluoromethyl-biphenyl-2-carboxylic acid {4-[(2-morpholin-4-yl-2-oxo-1-phenyl-ethylcarbamoyl)-methylsulfanyl]-phenyl}-amide	633.695	634.3
3A-6	(S) 4'-Trifluoromethyl-biphenyl-2-carboxylic acid [4-([(cyclopropylmethyl-carbamoyl)-phenyl-methyl]-carbamoyl)-methylsulfanyl)-phenyl]-amide	617.696	618.3

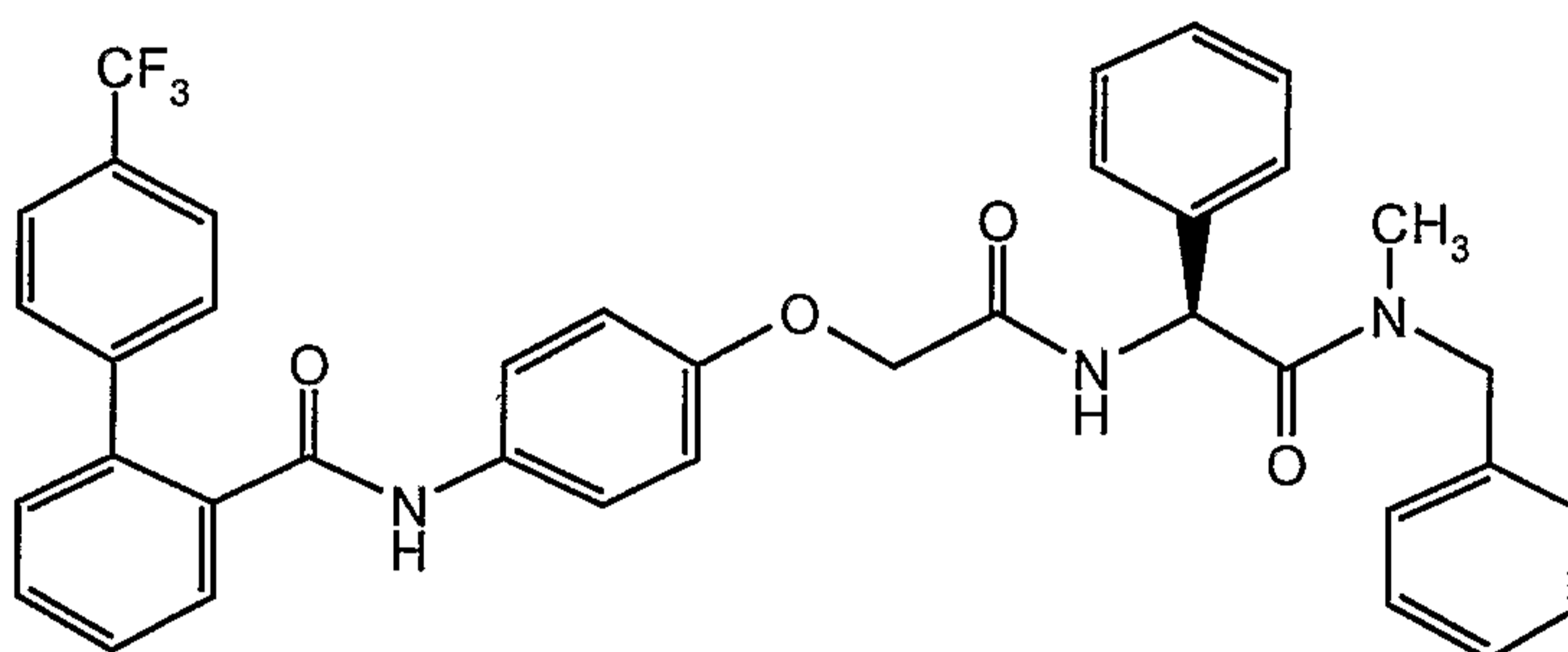
-56-

Ex. No.	Compound Name	Calc. MW	MS (MH) ⁺
3A-7	(S) 4'-Trifluoromethyl-biphenyl-2-carboxylic acid [4-({[(cyclohexylmethyl-carbamoyl)-phenyl-methyl]-carbamoyl}-methylsulfanyl)-phenyl]-amide	659.777	660.4
3A-8	(S) 4'-Trifluoromethyl-biphenyl-2-carboxylic acid (4-{{[(cyclopropyl-carbamoyl-phenyl-methyl)-carbamoyl]-methylsulfanyl}-phenyl)-amide	603.6689	604.3

Example 4 illustrates the preparation of compounds of the present invention where Z is -OCH₂- and r is 1.

Example 4

5 Preparation of (S) 4'-Trifluoromethyl-biphenyl-2-carboxylic acid [4-({[(benzyl-methyl-carbamoyl)-phenyl-methyl]-carbamoyl}-methoxy)-phenyl]-amide (4A-1):



4A-1

10

Preparation of Intermediate (4-Nitro-phenoxy)-acetic acid methyl ester (I-4a):

(4-Nitro-phenoxy)-acetic acid (39.43 g, 200 mmol) was dissolved in MeOH saturated with HCl gas (200 ml), and the reaction solution was stirred at room temperature for 1 h, and the product was precipitated out. The solid
15 was collected by filtration. The product was washed with hexane and then dried under vacuum overnight to afford 34 g the title compound.

Preparation of Intermediate (4-Amino-phenoxy)-acetic acid methyl ester (I-4b):

20

(4-Nitro-phenoxy)-acetic acid methyl ester I-4a (33 g, 156.3 mmol) was dissolved in THF (500 ml), followed by the addition of 10% Pd/C (5 g). The mixture was hydrogenated at 50 psi for 3 hours. The reaction mixture was

-57-

filtered through celite, and the solvent was removed *in vacuo* to give 29 g the title compound.

5 Preparation of Intermediate {4-[(4'-Trifluoromethyl-biphenyl-2-carbonyl)-amino]-phenoxy}-acetic acid methyl ester (I-4c):

4'-Trifluoromethyl-biphenyl-2-carboxylic acid (26.6 g, 100 mmol) was dissolved in CH₂Cl₂ (500 ml), followed by the addition of oxalyl chloride (10.9 ml, 75 mmol) under stirring conditions. Dimethylformamide (DMF) (0.5 ml) was then added, and the stirring was continued for 1 hour. The solvent was removed *in vacuo*, and the residue was dried under high vacuum. The residue and (4-amino-phenoxy)-acetic acid methyl ester I-4b (19.9 g, 110 mmol) were then dissolved in CH₂Cl₂ (500 ml), followed by the addition of pyridine (16.2 ml), and the reaction mixture was stirred at room temperature overnight. The reaction mixture was *concentrated in vacuo*, the residue was dissolved in EtOAc (1000 ml). This was then washed with saturated NaHCO₃ (2 x 100 ml), H₂O (100 ml), 1 N HCl (3x100 ml), and brine (100 ml). After dried with MgSO₄, the solvent was removed *in vacuo* to give the crude product which was purified by recrystallization from EtOH to give 22 g of the title compound.

20

Preparation of Intermediate {4-[(4'-Trifluoromethyl-biphenyl-2-carbonyl)-amino]-phenoxy}-acetic acid (I-4d):

{4-[(4'-Trifluoromethyl-biphenyl-2-carbonyl)-amino]-phenoxy}-acetic acid methyl ester I-4c (21.5 g, 50 mmol) was dissolved in MeOH (350 ml). Under stirring conditions was added a solution of LiOH (3.59 g) in water (35 ml), and the stirring was continued at room temperature for 30 min, a white solid precipitated out. The solid was collected by filtration, and the product was dried under vacuum to afford 18 g of the title compound.

30 Preparation of (S) 4'-Trifluoromethyl-biphenyl-2-carboxylic acid [4-({(benzyl-methyl-carbamoyl)-phenyl-methyl]-carbamoyl}-methoxy)-phenyl]-amide (4A-1):

-58-

{4-[(4'-Trifluoromethyl-biphenyl-2-carbonyl)-amino]-phenoxy}-acetic acid 1-4d (114 mg, 0.275 mmol), (S)-2-amino-N-benzyl-N-methyl-2-phenyl-acetamide (1.1 eq.) and PyBrop (1 eq.) were dissolved in methylene chloride (3 ml), and the resultant reaction mixture was stirred at room temperature.

5 Diisopropylethylamine (2.3 eq.) was then added, and the stirring was continued for 2 h. The product was purified by prep-TLC plate eluting with 3:2 of EtOAc/hexane to afford 132 mg of the title compound: MS (MH)⁺ 652.2; and HPLC Retention Time = 16.753.

10 The compounds in Table 4 below were prepared using procedures analogous to those described above for the synthesis of Compound 4A-1 using the appropriate starting materials which are available commercially, prepared using preparations well-known to those skilled in the art, or prepared in a manner analogous to routes described above for other
15 intermediates. In addition to Mass Spectrometer data, HPLC Retention times for each of the compounds listed in Table 4 were also recorded.

Table 4

Ex. No.	Compound Name	Calc. MW	MS (MH) ⁺
4A-2	(S) 4'-Trifluoromethyl-biphenyl-2-carboxylic acid (4-[[[pentylcarbonyl-phenyl-methyl]-carbonyl]-methoxy]-phenyl)-amide	617.67	618.1
4A-3	(S) 4'-Trifluoromethyl-biphenyl-2-carboxylic acid (4-[[[hexylcarbonyl-phenyl-methyl]-carbonyl]-methoxy]-phenyl)-amide	631.70	632.1
4A-4	(S) 4'-Trifluoromethyl-biphenyl-2-carboxylic acid [4-([[(ethyl-methyl-carbonyl)-phenyl-methyl]-carbonyl]-methoxy)-phenyl]-amide	589.62	590.2
4A-5	(S) 4'-Trifluoromethyl-biphenyl-2-carboxylic acid (4-[[[phenyl-propylcarbonyl-methyl]-carbonyl]-methoxy]-phenyl)-amide	589.62	590.2
4A-6	(S) 4'-Trifluoromethyl-biphenyl-2-carboxylic acid (4-[[[butylcarbonyl-phenyl-methyl]-carbonyl]-methoxy]-phenyl)-amide	603.65	604.2

Ex. No.	Compound Name	Calc. MW	MS (MH) ⁺
4A-7	(S) 4'-Trifluoromethyl-biphenyl-2-carboxylic acid (4-[[[(benzylcarbamoyl-phenyl-methyl)-carbamoyl]-methoxy]-phenyl]-amide	637.66	638.2
4A-8	(S) 4'-Trifluoromethyl-biphenyl-2-carboxylic acid (4-[[[(cyclopropyl-carbamoyl-phenyl-methyl)-carbamoyl]-methoxy]-phenyl]-amide	587.60	588.2
4A-9	(S) 4'-Trifluoromethyl-biphenyl-2-carboxylic acid [4-({[(cyclopropylmethyl-carbamoyl)-phenyl-methyl]-carbamoyl}-methoxy)-phenyl]-amide	601.63	602.2
4A-10	(S) 4'-Trifluoromethyl-biphenyl-2-carboxylic acid {4-[(2-morpholin-4-yl-2-oxo-1-phenyl-ethylcarbamoyl)-methoxy]-phenyl}-amide	617.63	618.2
4A-11	(S) 4'-Trifluoromethyl-biphenyl-2-carboxylic acid {4-[(2-oxo-1-phenyl-2-piperidin-1-yl-ethylcarbamoyl)-methoxy]-phenyl}-amide	615.66	616.2
4A-12	(S) 4'-Trifluoromethyl-biphenyl-2-carboxylic acid {4-[(2-oxo-1-phenyl-2-pyrrolidin-1-yl-ethylcarbamoyl)-methoxy]-phenyl}-amide	601.63	602.2
4A-13	(S) 4'-Trifluoromethyl-biphenyl-2-carboxylic acid [4-({[(cyclohexylmethyl-carbamoyl)-phenyl-methyl]-carbamoyl}-methoxy)-phenyl]-amide	643.71	644.1
4A-14	(S) 4'-Trifluoromethyl-biphenyl-2-carboxylic acid (4-[[[(isobutyl-carbamoyl-phenyl-methyl)-carbamoyl]-methoxy]-phenyl]-amide	603.65	604.2
4A-15	(S) 4'-Trifluoromethyl-biphenyl-2-carboxylic acid (4-[[[(diethylcarbamoyl-phenyl-methyl)-carbamoyl]-methoxy]-phenyl]-amide	603.65	604.2
4A-16	(S) 4'-Trifluoromethyl-biphenyl-2-carboxylic acid [4-({[(ethyl-propyl-carbamoyl)-phenyl-methyl]-carbamoyl}-methoxy)-phenyl]-amide	617.67	618.2
4A-17	(S) 4'-Trifluoromethyl-biphenyl-2-carboxylic acid [4-({[(methyl-propyl-carbamoyl)-phenyl-methyl]-carbamoyl}-methoxy)-phenyl]-amide	603.65	604.2

-60-

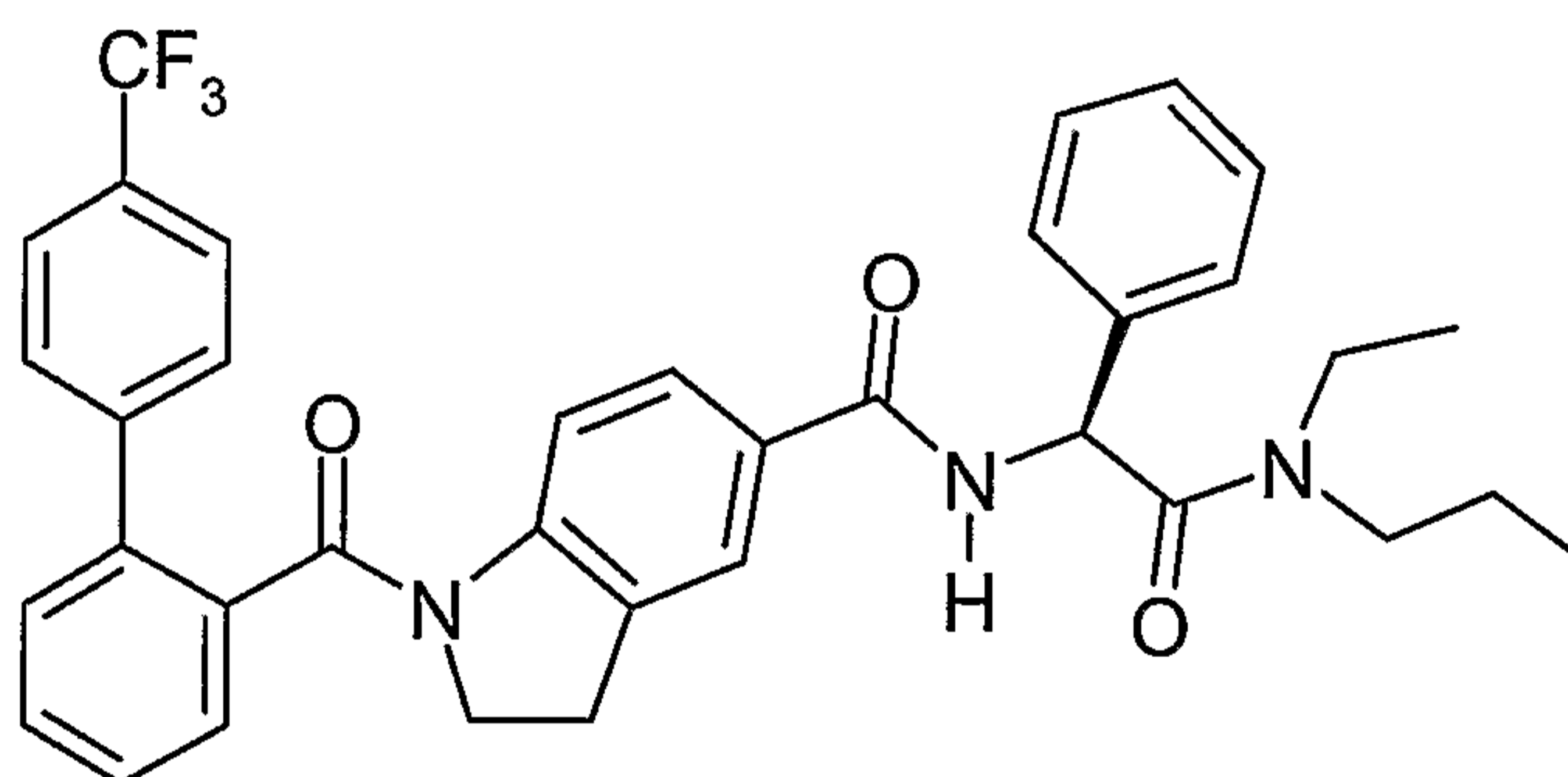
Ex. No.	Compound Name	Calc. MW	MS (MH) ⁺
4A-18	(S) 4'-Trifluoromethyl-biphenyl-2-carboxylic acid [4-({[(butyl-methyl-carbamoyl)-phenyl-methyl]-carbamoyl}-methoxy)-phenyl]-amide	617.67	618.2
4A-19	(S) 4'-Trifluoromethyl-biphenyl-2-carboxylic acid [4-({[(methyl-pentyl-carbamoyl)-phenyl-methyl]-carbamoyl}-methoxy)-phenyl]-amide	631.70	632.2
4A-20	(S) 4'-Trifluoromethyl-biphenyl-2-carboxylic acid [4-({[(methyl-pyridin-3-ylmethyl-carbamoyl)-phenyl-methyl]-carbamoyl}-methoxy)-phenyl]-amide	652.68	653.2

Example 5 illustrates the preparation of compounds of the present invention where R² and R³ are taken together to form a partially saturated heterocyclic ring.

5

Example 5

Preparation of (S) 1-(4'-Trifluoromethyl-biphenyl-2-carbonyl)-2,3-dihydro-1H-indole-5-carboxylic acid [(ethyl-propyl-carbamoyl)-phenyl-methyl]-amide (5A-1):



10

5A-1

Preparation of Intermediate 2,3-Dihydro-1H-indole-5-carboxylic acid methyl ester (I-5a):

Intermediate I-5a was prepared according to the procedures described in European Patent Application EP 476935A1.

15

Preparation of Intermediate 1-(4'-Trifluoromethyl-biphenyl-2-carbonyl)-2,3-dihydro-1H-indole-5-carboxylic acid methyl ester (I-5b):

-61-

4'-Trifluoromethyl-biphenyl-2-carboxylic acid (4.51 g, 16.9 mmol) and 2,3-dihydro-1H-indole-5-carboxylic acid methyl ester 1-5a (3.0 g, 16.9 mmol) were dissolved in DCM (50 ml). PyBroP (8.4, 18 mmol) and Hunig's base (2.58g, 20 mmol) were added to the above mixture the reaction mixture was stirred overnight. PyBroP (4g) was added to the reaction mixture and the reaction mixture was stirred overnight. The reaction mixture was diluted with DCM (200 mL) and washed with a saturated solution of NaHCO₃ (100 ml × 3), HCl (1N, 150 ml × 2). The organic layer was collected and dried (Na₂SO₄). The solvent was removed under reduced pressure and the residue was purified by flash chromatography to provide the desired product 3.5g.

Preparation of Intermediate 1-(4'-Trifluoromethyl-biphenyl-2-carbonyl)-2,3-dihydro-1H-indole-5-carboxylic acid (1-5c):

Intermediate 1-5c was prepared according to procedures analogous to those used to prepare intermediate 1-1b in Example 1 above.

Preparation of (S) 1-(4'-Trifluoromethyl-biphenyl-2-carbonyl)-2,3-dihydro-1H-indole-5-carboxylic acid [(ethyl-propyl-carbamoyl)-phenyl-methyl]-amide (5A-1):

Compound 5A-1 was prepared using procedures analogous to those used to prepare Compound 1A-1 in Example 1 above.

The compounds in Table 5 below were prepared using procedures analogous to those described above for the synthesis of Compound 5A-1 using the appropriate starting materials which are available commercially, prepared using preparations well-known to those skilled in the art, or prepared in a manner analogous to routes described above for other intermediates. The final products were purified by preparative thin layer chromatography (PTLC) in most cases.

30

-62-

Table 5

Ex. No.	Compound Name	Calc. MW	MS (MH) ⁺
5A-2	(S) 1-(4'-Trifluoromethyl-biphenyl-2-carbonyl)-2,3-dihydro-1H-indole-5-carboxylic acid (phenyl-propylcarbamoyl-methyl)-amide	585.632	586.2
5A-3	(S) 1-(4'-Trifluoromethyl-biphenyl-2-carbonyl)-2,3-dihydro-1H-indole-5-carboxylic acid [(methyl-propylcarbamoyl)-phenyl-methyl]-amide	599.6589	600.2
5A-4	(S) 1-(4'-Trifluoromethyl-biphenyl-2-carbonyl)-2,3-dihydro-1H-indole-5-carboxylic acid [(ethyl-propylcarbamoyl)-phenyl-methyl]-amide	613.686	614.3
5A-5	(S) 1-(4'-Trifluoromethyl-biphenyl-2-carbonyl)-2,3-dihydro-1H-indole-5-carboxylic acid (diethylcarbamoyl-phenyl-methyl)-amide	599.6589	600.2
5A-6	(S) 1-(4'-Trifluoromethyl-biphenyl-2-carbonyl)-2,3-dihydro-1H-indole-5-carboxylic acid [(ethyl-methylcarbamoyl)-phenyl-methyl]-amide	585.632	586.2
5A-7	(S) 1-(4'-Trifluoromethyl-biphenyl-2-carbonyl)-2,3-dihydro-1H-indole-5-carboxylic acid (butylcarbamoyl-phenyl-methyl)-amide	599.6589	600.3
5A-8	(S) 1-(4'-Trifluoromethyl-biphenyl-2-carbonyl)-2,3-dihydro-1H-indole-5-carboxylic acid [(butyl-methylcarbamoyl)-phenyl-methyl]-amide	613.686	614.3
5A-8	(S) 1-(4'-Trifluoromethyl-biphenyl-2-carbonyl)-2,3-dihydro-1H-indole-5-carboxylic acid (pentylcarbamoyl-phenyl-methyl)-amide	613.686	614.3
5A-9	(S) 1-(4'-Trifluoromethyl-biphenyl-2-carbonyl)-2,3-dihydro-1H-indole-5-carboxylic acid [(cyclohexylmethylcarbamoyl)-phenyl-methyl]-amide	639.7241	640.3
5A-10	(S) 1-(4'-Trifluoromethyl-biphenyl-2-carbonyl)-2,3-dihydro-1H-indole-5-carboxylic acid (benzylcarbamoyl-phenyl-methyl)-amide	633.676	634.2
5A-11	(S) 1-(4'-Trifluoromethyl-biphenyl-2-carbonyl)-2,3-dihydro-1H-indole-5-carboxylic acid [(benzyl-methylcarbamoyl)-phenyl-methyl]-amide	647.703	648.3

-63-

Ex. No.	Compound Name	Calc. MW	MS (MH) ⁺
5A-12	(S) 1-(4'-Trifluoromethyl-biphenyl-2-carbonyl)-2,3-dihydro-1H-indole-5-carboxylic acid [(methyl-pyridin-3-ylmethyl-carbamoyl)-phenyl-methyl]-amide	648.691	649.3
5A-13	(S) 1-(4'-Trifluoromethyl-biphenyl-2-carbonyl)-2,3-dihydro-1H-indole-5-carboxylic acid [(4-methyl-benzylcarbamoyl)-phenyl-methyl]-amide	647.703	648.2
5A-14	(S) 1-(4'-Trifluoromethyl-biphenyl-2-carbonyl)-2,3-dihydro-1H-indole-5-carboxylic acid [(4-fluoro-benzylcarbamoyl)-phenyl-methyl]-amide	651.667	652.2
5A-15	(S) 1-(4'-Trifluoromethyl-biphenyl-2-carbonyl)-2,3-dihydro-1H-indole-5-carboxylic acid [(4-methoxy-benzylcarbamoyl)-phenyl-methyl]-amide	663.703	664.2
5A-16	(S) 1-(4'-Trifluoromethyl-biphenyl-2-carbonyl)-2,3-dihydro-1H-indole-5-carboxylic acid [(3-methyl-benzylcarbamoyl)-phenyl-methyl]-amide	647.703	648.2
5A-17	(S) 1-(4'-Trifluoromethyl-biphenyl-2-carbonyl)-2,3-dihydro-1H-indole-5-carboxylic acid [(1-methyl-1-phenylethylcarbamoyl)-phenyl-methyl]-amide	661.73	662.3
5A-18	(S) 1-(4'-Trifluoromethyl-biphenyl-2-carbonyl)-2,3-dihydro-1H-indole-5-carboxylic acid [(3-methoxy-benzylcarbamoyl)-phenyl-methyl]-amide	663.703	664.2
5A-19	(S) 1-(4'-Trifluoromethyl-biphenyl-2-carbonyl)-2,3-dihydro-1H-indole-5-carboxylic acid (cyclopropylcarbamoyl-phenyl-methyl)-amide	583.616	584.2
5A-20	(S) 1-(4'-Trifluoromethyl-biphenyl-2-carbonyl)-2,3-dihydro-1H-indole-5-carboxylic acid (2-oxo-1-phenyl-2-pyrrolidin-1-yl-ethyl)-amide	597.6429	598.2
5A-21	(S) 1-(4'-Trifluoromethyl-biphenyl-2-carbonyl)-2,3-dihydro-1H-indole-5-carboxylic acid (2-oxo-1-phenyl-2-piperidin-1-yl-ethyl)-amide	611.67	612.2

-64-

Ex. No.	Compound Name	Calc. MW	MS (MH) ⁺
5A-22	(S) 1-(4'-Trifluoromethyl-biphenyl-2-carbonyl)-2,3-dihydro-1H-indole-5-carboxylic acid (2-morpholin-4-yl-2-oxo-1-phenyl-ethyl)-amide	613.642	614.2
5A-23	(S) 1-(4'-Trifluoromethyl-biphenyl-2-carbonyl)-2,3-dihydro-1H-indole-5-carboxylic acid [(methyl-pentyl-carbamoyl)-phenyl-methyl]-amide	627.713	N/A*

*N/A = not available

Example 6 illustrates the preparation of compounds of the present invention where Z is -CH₂- and r is 1.

5

Example 6

The compounds in Table 6 below were prepared using procedures analogous to those described above for the synthesis of Compound 1A-1 through 5A-1 using the appropriate starting materials which are available commercially (e.g., p-nitrophenylacetic acid), prepared using preparations well-known to those skilled in the art, or prepared in a manner analogous to routes described above for other intermediates. The final products were purified by preparative thin layer chromatography (PTLC) in most cases.

10

Table 6

Ex. No.	Compound Name	Calc. MW	MS (MH) ⁺
6A-1	(S) 4'-Trifluoromethyl-biphenyl-2-carboxylic acid [4-({[(ethyl-propyl-carbamoyl)-phenyl-methyl]-carbamoyl}-methyl)-phenyl]-amide	601.67	
6A-2	(S) 4'-Trifluoromethyl-biphenyl-2-carboxylic acid (4-{{[hexylcarbamoyl-phenyl-methyl]-carbamoyl]-methyl}-phenyl)-amide	615.70	
6A-3	(S) 4'-Trifluoromethyl-biphenyl-2-carboxylic acid [4-({[(ethyl-methyl-carbamoyl)-phenyl-methyl]-carbamoyl}-methyl)-phenyl]-amide	573.62	
6A-4	(S) 4'-Trifluoromethyl-biphenyl-2-carboxylic acid (4-{{[butylcarbamoyl-phenyl-methyl]-carbamoyl]-methyl}-phenyl)-amide	587.65	

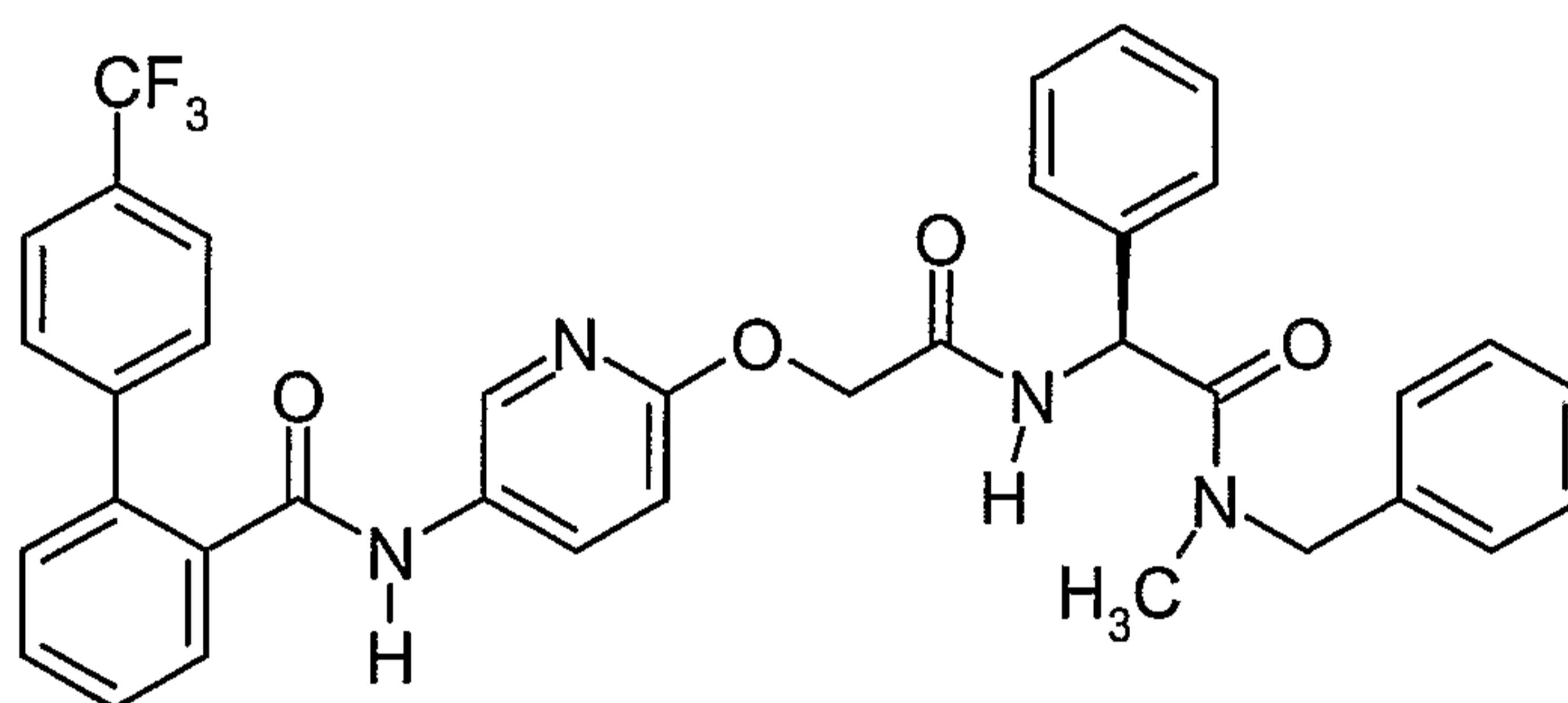
-65-

Ex. No.	Compound Name	Calc. MW	MS (MH) ⁺
6A-5	(S) 4'-Trifluoromethyl-biphenyl-2-carboxylic acid [4-({[(cyclohexylmethyl-carbamoyl)-phenyl-methyl]-carbamoyl}-methyl)-phenyl]-amide	627.71	

Example 7 illustrates the preparation of compounds of Formula (III), where W is nitrogen.

Example 7

- 5 Preparation of (S) 4'-Trifluoromethyl-biphenyl-2-carboxylic acid [6-({[(benzyl-methyl-carbamoyl)-phenyl-methyl]-carbamoyl}-methoxy)-pyridin-3-yl]-amide (7A-1):



7A-1

10

- Preparation of Intermediate (5-Nitro-pyridin-2-yloxy)-acetic acid ethyl ester (I-7a):

To a suspension of NaH (60% in mineral oil, 6.3 g, 158 mmol) in DME (100 ml) was added ethyl glycolate (14.9 ml) in 10 min at 0°C, and the
 15 reaction mixture was stirred at room temperature for 30 min. 2-Chloro-5-nitro-pyridine (10 g, 63.1 mmol) was slowly added, and the resulting red-colored suspension was stirred at room temperature for 3 hours. The reaction mixture was then concentrated in vacuo, and the acid chloride was partitioned between water (150 ml) and chloroform (150 ml). Acetic acid (3.2 ml) was
 20 added to adjust pH to about 5, and the organic layer was separated. The aqueous layer was re-extracted with chloroform (2 x 150 ml), and the organic layers were combined, washed with saturated NaCl solution (200 ml), dried with MgSO₄, and concentrated *in vacuo*. The crude product was purified by recrystallization from isopropyl ether and isooctane to afford 6.07 g of the title
 25 compound.

Preparation of Intermediate (5-Amino-pyridin-2-yloxy)-acetic acid ethyl ester (I-7b):

Intermediate I-7a (1.42 g, 6.28 mmol) was dissolved in EtOH (150 ml),
5 followed by addition of Pd/C (10%, 0.2 g), and the reaction mixture was
hydrogenated at 30 psi at room temperature for 1.5 hours. The catalyst was
removed by filtration through celite, and the solvent was then removed in
vacuo to afford 1.1 g of the title compound.

10 Preparation of Intermediate {5-[(4'-Trifluoromethyl-biphenyl-2-carbonyl)-
amino]-pyridin-2-yloxy}-acetic acid ethyl ester (I-7c):

The acid chloride was prepared using procedures analogous to those
described above for preparing Intermediate I-4c in Example 4. The acid
chloride (3.2 g, 11.3 mmol) and (5-amino-pyridin-2-yloxy)-acetic acid ethyl
15 ester (2.2 g, 11.2 mmol) I-7b were then dissolved in CH₂Cl₂ (100 ml), followed
by the addition of pyridine (1.8 ml, 22.3 mmol), and the reaction mixture was
stirred at room temperature for 2 hours. The reaction mixture was diluted with
chloroform (200 ml), and the organic layer was washed with saturated
NaH₂PO₄ (pH 4, 3 x 100 ml), and brine (150 ml). After dried with MgSO₄, the
20 solvent was removed *in vacuo* to give the crude product which was triturated
with isopropyl ether. The solid was collected by filtration to afford 3.82 g of
the title compound.

25 Preparation of Intermediate {5-[(4'-Trifluoromethyl-biphenyl-2-carbonyl)-
amino]-pyridin-2-yloxy}-acetic acid (I-7d):

Intermediate I-7d was prepared using procedures analogous to those
described above for the preparation of Intermediate I-4d in Example 4, except
{5-[(4'-trifluoromethyl-biphenyl-2-carbonyl)-amino]-pyridin-2-yloxy}-acetic acid
ethyl ester (3.38 g, 7.61 mmol) was used. The title compound was obtained
30 in quantitative yield.

-67-

Preparation of (S) 4'-Trifluoromethyl-biphenyl-2-carboxylic acid [6-(((benzyl-methyl-carbamoyl)-phenyl-methyl)-carbamoyl)-methoxy]-pyridin-3-yl]-amide (7A-1):

5 {5-[(4'-Trifluoromethyl-biphenyl-2-carbonyl)-amino]-pyridin-2-yloxy}-acetic acid (1-7d) (45.6 mg, 0.110 mmol), (S) 2-amino-N-benzyl-N-methyl-2-phenyl-acetamide hydrochloride salt (35.8 mg, 0.123 mmol) and PyBrop (73.3 mg, 0.153 mmol) were dissolved in methylene chloride (1 ml), and the resultant reaction mixture was stirred at room temperature.

10 Diisopropylethylamine (0.063 ml, 0.362 mmol) was then added, and the stirring was continued for 3 hours. The product was purified by flash chromatography eluting with 4:1 of EtOAc/hexane to afford 65.2 mg of the title compound. Calc. MW = 652.679; MS (MH)⁺ = 653.2; HPLC retention time = 15.773.

15 The compounds in Table 7 below were prepared using procedures analogous to those described above for the synthesis of Compound 7A-1 using the appropriate starting materials which are available commercially, prepared using preparations well-known to those skilled in the art, or prepared in a manner analogous to routes described above for other intermediates. In addition to Mass Spectrometer data, HPLC Retention times
20 for each of the compounds listed in Table 7 were also recorded.

Table 7

Ex. No.	Compound Name	Calc. MW	MS (MH) ⁺
7A-2	(S) 4'-Trifluoromethyl-biphenyl-2-carboxylic acid (6-(((phenyl-propylcarbamoyl-methyl)-carbamoyl)-methoxy)-pyridin-3-yl)-amide	590.608	591.2
7A-3	(S) 4'-Trifluoromethyl-biphenyl-2-carboxylic acid (6-(((methylcarbamoyl-phenyl-methyl)-carbamoyl)-methoxy)-pyridin-3-yl)-amide	562.553	563.2
7A-4	(S) 4'-Trifluoromethyl-biphenyl-2-carboxylic acid (6-(((ethylcarbamoyl-phenyl-methyl)-carbamoyl)-methoxy)-pyridin-3-yl)-amide	576.58	577.2

-68-

Ex. No.	Compound Name	Calc. MW	MS (MH) ⁺
7A-5	(S) 4'-Trifluoromethyl-biphenyl-2-carboxylic acid (6-[[[(benzylcarbamoyl-phenyl-methyl)-carbamoyl]-methoxy]-pyridin-3-yl]-amide	638.652	639.2
7A-6	(S) 4'-Trifluoromethyl-biphenyl-2-carboxylic acid (6-[[[(diethylcarbamoyl-phenyl-methyl)-carbamoyl]-methoxy]-pyridin-3-yl]-amide	604.635	605.2
7A-7	(S) 4'-Trifluoromethyl-biphenyl-2-carboxylic acid (6-[[[(dimethylcarbamoyl-phenyl-methyl)-carbamoyl]-methoxy]-pyridin-3-yl]-amide	576.58	577.2
7A-8	(S) 4'-Trifluoromethyl-biphenyl-2-carboxylic acid [6-[[[(4-methoxy-benzylcarbamoyl)-phenyl-methyl]-carbamoyl]-methoxy]-pyridin-3-yl]-amide	668.679	669.2
7A-9	(S) 4'-Trifluoromethyl-biphenyl-2-carboxylic acid (6-[[[(isopropylcarbamoyl-phenyl-methyl)-carbamoyl]-methoxy]-pyridin-3-yl]-amide	590.608	591.2
7A-10	(S) 4'-Trifluoromethyl-biphenyl-2-carboxylic acid (6-[[[(allylcarbamoyl-phenyl-methyl)-carbamoyl]-methoxy]-pyridin-3-yl]-amide	588.592	589.2
7A-11	(S) 4'-Trifluoromethyl-biphenyl-2-carboxylic acid (6-[[[(phenyl-prop-2-ynylcarbamoyl-methyl)-carbamoyl]-methoxy]-pyridin-3-yl]-amide	586.576	587.2
7A-12	(S) 4'-Trifluoromethyl-biphenyl-2-carboxylic acid {6-[(2-oxo-1-phenyl-2-pyrrolidin-1-yl-ethylcarbamoyl)-methoxy]-pyridin-3-yl}-amide	602.619	603.2
7A-13	(S) 4'-Trifluoromethyl-biphenyl-2-carboxylic acid [6-[[[(cyclopropylmethyl-carbamoyl)-phenyl-methyl]-carbamoyl]-methoxy]-pyridin-3-yl]-amide	602.619	603.2
7A-14	(S) 4'-Trifluoromethyl-biphenyl-2-carboxylic acid {6-[(2-morpholin-4-yl-2-oxo-1-phenyl-ethylcarbamoyl)-methoxy]-pyridin-3-yl}-amide	618.618	619.2

Ex. No.	Compound Name	Calc. MW	MS (MH) ⁺
7A-15	(S) 4'-Trifluoromethyl-biphenyl-2-carboxylic acid (6-[[[(hexylcarbamoyl-phenyl-methyl)-carbamoyl]-methoxy]-pyridin-3-yl]-amide	632.689	633.2
7A-16	(S) 4'-Trifluoromethyl-biphenyl-2-carboxylic acid [6-([[butyl-methyl-carbamoyl]-phenyl-methyl]-carbamoyl]-methoxy)-pyridin-3-yl]-amide	618.662	619.2
7A-17	(S) 4'-Trifluoromethyl-biphenyl-2-carboxylic acid (6-[[[isobutylcarbamoyl-phenyl-methyl]-carbamoyl]-methoxy]-pyridin-3-yl)-amide	604.635	605.2
7A-18	(S) 4'-Trifluoromethyl-biphenyl-2-carboxylic acid [6-([[ethyl-propyl-carbamoyl]-phenyl-methyl]-carbamoyl]-methoxy)-pyridin-3-yl]-amide	618.662	619.2
7A-19	(S) 4'-Trifluoromethyl-biphenyl-2-carboxylic acid {6-[(2-oxo-1-phenyl-2-piperidin-1-yl-ethylcarbamoyl)-methoxy]-pyridin-3-yl}-amide	616.6459	617.2
7A-20	(S) 4'-Trifluoromethyl-biphenyl-2-carboxylic acid (4-methyl-6-[[[phenyl-propylcarbamoyl-methyl]-carbamoyl]-methoxy]-pyridin-3-yl)-amide	604.635	605.2
7A-21	(S) 4'-Trifluoromethyl-biphenyl-2-carboxylic acid [6-([[benzyl-methyl-carbamoyl]-phenyl-methyl]-carbamoyl]-methoxy)-4-methyl-pyridin-3-yl]-amide	666.706	667.2
7A-22	(S) 4'-Trifluoromethyl-biphenyl-2-carboxylic acid (6-[[[diethylcarbamoyl-phenyl-methyl]-carbamoyl]-methoxy]-4-methyl-pyridin-3-yl)-amide	618.662	619.2
7A-23	(S) 4'-Trifluoromethyl-biphenyl-2-carboxylic acid [6-([[4-methoxy-benzylcarbamoyl]-phenyl-methyl]-carbamoyl]-methoxy)-4-methyl-pyridin-3-yl]-amide	682.706	683.2
7A-24	(S) 4'-Trifluoromethyl-biphenyl-2-carboxylic acid (4-methyl-6-[[[methylcarbamoyl-phenyl-methyl]-carbamoyl]-methoxy]-pyridin-3-yl)-amide	576.58	577.2

-70-

Ex. No.	Compound Name	Calc. MW	MS (MH) ⁺
7A-25	(S) 4'-Trifluoromethyl-biphenyl-2-carboxylic acid (6-[[[(butylcarbamoyl-phenyl-methyl)-carbamoyl]-methoxy]-4-methyl-pyridin-3-yl]-amide	618.662	619.2
7A-26	(S) 4'-Trifluoromethyl-biphenyl-2-carboxylic acid (4-methyl-6-[[[(pentylcarbamoyl-phenyl-methyl)-carbamoyl]-methoxy]-pyridin-3-yl]-amide	632.689	633.2
7A-27	(S) 4'-Trifluoromethyl-biphenyl-2-carboxylic acid (6-[[[(hexylcarbamoyl-phenyl-methyl)-carbamoyl]-methoxy]-4-methyl-pyridin-3-yl]-amide	646.716	647.2
7A-28	(S) 4'-Trifluoromethyl-biphenyl-2-carboxylic acid (6-[[[(isopropylcarbamoyl-phenyl-methyl)-carbamoyl]-methoxy]-4-methyl-pyridin-3-yl]-amide	604.635	605.2
7A-29	(S) 4'-Trifluoromethyl-biphenyl-2-carboxylic acid (6-[[[(dimethylcarbamoyl-phenyl-methyl)-carbamoyl]-methoxy]-4-methyl-pyridin-3-yl]-amide	590.608	591.2
7A-30	(S) 4'-Trifluoromethyl-biphenyl-2-carboxylic acid [6-([[[(ethyl-methyl-carbamoyl)-phenyl-methyl]-carbamoyl]-methoxy)-4-methyl-pyridin-3-yl]-amide	604.635	605.2
7A-31	(S) 4'-Trifluoromethyl-biphenyl-2-carboxylic acid [6-([[[(butyl-methyl-carbamoyl)-phenyl-methyl]-carbamoyl]-methoxy)-4-methyl-pyridin-3-yl]-amide	632.689	633.2
7A-32	(S) 4'-Trifluoromethyl-biphenyl-2-carboxylic acid [4-methyl-6-([[[(methyl-pentyl-carbamoyl)-phenyl-methyl]-carbamoyl]-methoxy)-pyridin-3-yl]-amide	646.716	647.2
7A-33	(S) 4'-Trifluoromethyl-biphenyl-2-carboxylic acid [6-([[[(ethyl-propyl-carbamoyl)-phenyl-methyl]-carbamoyl]-methoxy)-4-methyl-pyridin-3-yl]-amide	632.689	633.2

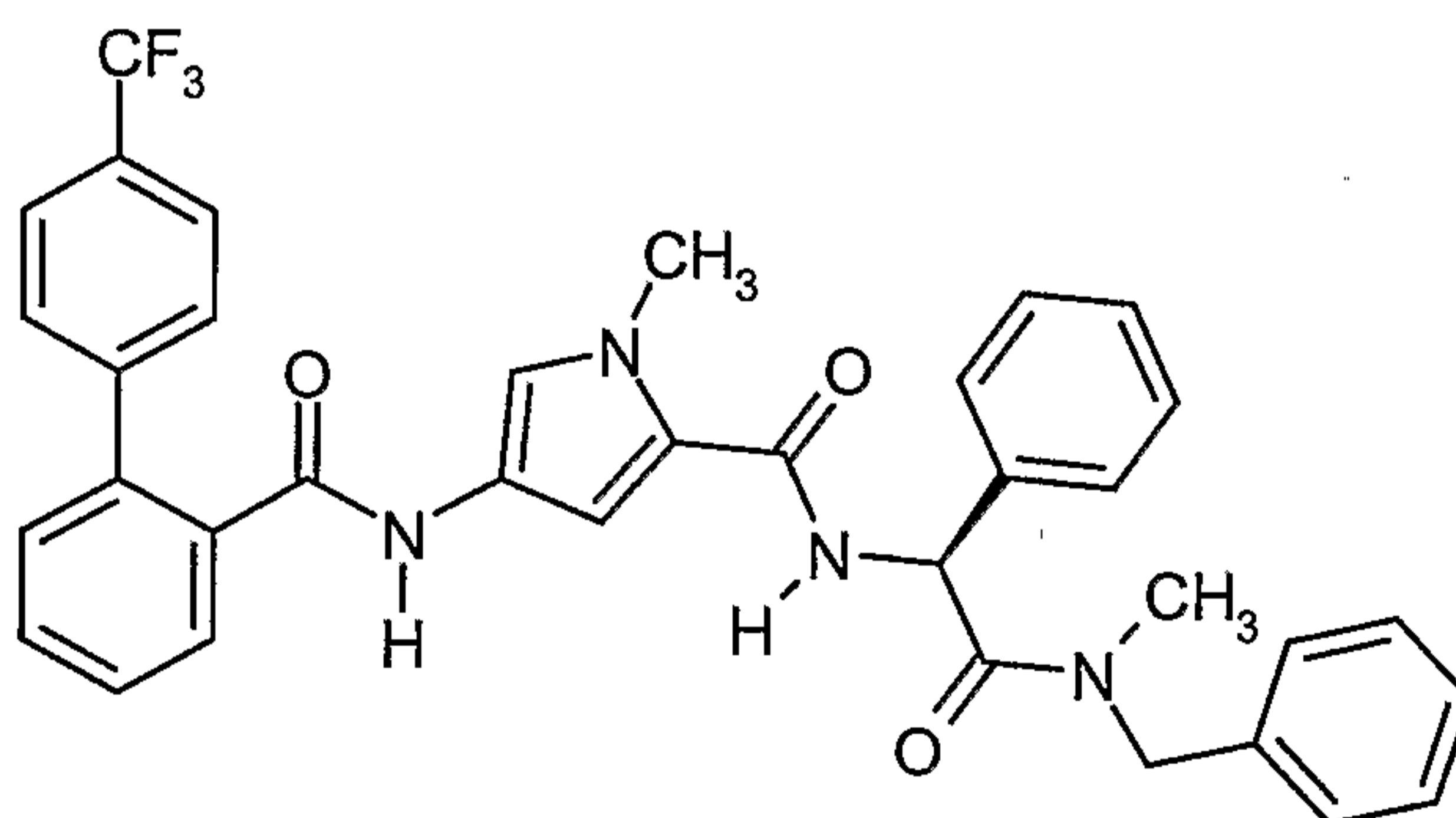
-71-

Ex. No.	Compound Name	Calc. MW	MS (MH) ⁺
7A-34	(S) 4'-Trifluoromethyl-biphenyl-2-carboxylic acid (6- {[(cyclopropylcarbamoyl-phenyl- methyl)-carbamoyl]-methoxy}-4- methyl-pyridin-3-yl)-amide	602.619	603.2
7A-35	(S) 4'-Trifluoromethyl-biphenyl-2- carboxylic acid {4-methyl-6-[(2-oxo-1- phenyl-2-pyrrolidin-1-yl- ethylcarbamoyl)-methoxy]-pyridin-3- yl}-amide	616.6459	617.2
7A-36	(S) 4'-Trifluoromethyl-biphenyl-2- carboxylic acid (6- {[(ethylcarbamoyl- phenyl-methyl)-carbamoyl]-methoxy}- 4-methyl-pyridin-3-yl)-amide	590.608	591.2

Example 8 illustrates the preparation of compounds of Formula (IV).

Example 8

5 Preparation of (S) 1-Methyl-4-[(4'-trifluoromethyl-biphenyl-2-carbonyl)-amino]-1H-pyrrole-2-carboxylic acid [(benzyl-methyl-carbamoyl)-phenyl-methyl]-amide (8A-1):



8A-1

10 Preparation of Intermediate 1-Methyl-4-[(4'-trifluoromethyl-biphenyl-2-carbonyl)-amino]-1H-pyrrole-2-carboxylic acid methyl ester (I-8a):

4'-Trifluoromethyl-biphenyl-2-carboxylic acid (13.3 g, 50 mmol) was dissolved in CH₂Cl₂ (200 ml), followed by the addition of oxalyl chloride (6.54 ml, 75 mmol) under stirring conditions. DMF (0.5 ml) was then added, and the stirring was continued for 1 hour. The solvent was removed *in vacuo*, and the residue was dried under high vacuum. The acid chloride and 4-Amino-1-

-72-

methyl-1H-pyrrole-2-carboxylic acid methyl ester (9.53 g, 50 mmol) were then dissolved in CH₂Cl₂ (250 ml), followed by the addition of pyridine (10.1 ml), and the reaction mixture was stirred at room temperature overnight. The reaction mixture was diluted with CH₂Cl₂ (500 ml), washed with 1 N HCl solution (2 x 300 ml), 0.5 N NaOH solution (2 x 300 ml), brine (500 ml). The organic layer was dried with MgSO₄, and the solvent was removed *in vacuo* to afford the crude product which was recrystallized from EtOH to generate 13.8 g of the title compound.

10 Preparation of Intermediate 1-Methyl-4-[(4'-trifluoromethyl-biphenyl-2-carbonyl)-amino]-1H-pyrrole-2-carboxylic acid (I-8b):

1-Methyl-4-[(4'-trifluoromethyl-biphenyl-2-carbonyl)-amino]-1H-pyrrole-2-carboxylic acid methyl ester I-8a (13.3 g, 33 mmol) was dissolved in MeOH (300 ml), LiOH (2.4 g, 99 mmol) in water (20 ml) was added. The reaction mixture was first stirred at room temperature for 2.5 days, and then heated to reflux for 6 hours. MeOH was removed *in vacuo*, 2 N NaOH solution (250 ml) and EtOAc (500 ml) were added. The organic layer was removed, and the aqueous layer was acidified to pH 2~3 using 5 N HCl solution. The product was extracted with EtOAc (2 x 500 ml), and the combined organic layers were washed with brine (100 ml), dried with Na₂SO₄, and the solvent was removed *in vacuo* to give the crude product which was purified by recrystallization from EtOAc/isooctane to afford 10 g of the title compound.

25 Preparation of 1-Methyl-4-[(4'-trifluoromethyl-biphenyl-2-carbonyl)-amino]-1H-pyrrole-2-carboxylic acid [(benzyl-methyl-carbamoyl)-phenyl-methyl]-amide (8A-1):

1-Methyl-4-[(4'-trifluoromethyl-biphenyl-2-carbonyl)-amino]-1H-pyrrole-2-carboxylic acid I-8b (116 mg, 0.300 mmol), 2-amino-N-benzyl-N-methyl-2-phenyl-acetamide hydrochloride salt(1.1 eq.) and PyBrop (1 eq.) were dissolved in methylene chloride (3 ml), and the resultant reaction mixture was stirred at room temperature. Diisopropylethylamine (2.3 eq.) was then added, and the stirring was continued for 2 hours. The product was purified by prep-

-73-

TLC plate eluting with 2:1 of EtOAc/hexane to afford 91 mg of the title compound. Calc. MW = 624.6689; MS (MH)⁺ = 625.2:

The compounds in Table 8 below were prepared using procedures analogous to those described above for the synthesis of Compound 8A-1 using the appropriate starting materials which are available commercially, prepared using preparations well-known to those skilled in the art, or prepared in a manner analogous to routes described above for other intermediates. In addition to Mass Spectrometer data, HPLC Retention times for each of the compounds listed in Table 5 were also recorded.

Table 8

Ex. No.	Compound Name	Calc. MW	MS (MH) ⁺
8A-2	(S) 1-Methyl-4-[(4'-trifluoromethyl-biphenyl-2-carbonyl)-amino]-1H-pyrrole-2-carboxylic acid (2-oxo-1-phenyl-2-pyrrolidin-1-yl-ethyl)-amide	574.608	575.2
8A-3	(S) 1-Methyl-4-[(4'-trifluoromethyl-biphenyl-2-carbonyl)-amino]-1H-pyrrole-2-carboxylic acid (phenyl-propylcarbamoyl-methyl)-amide	562.597	563.2
8A-4	(S) 1-Methyl-4-[(4'-trifluoromethyl-biphenyl-2-carbonyl)-amino]-1H-pyrrole-2-carboxylic acid (diethylcarbamoyl-phenyl-methyl)-amide	576.624	577.2
8A-5	(S) 1-Methyl-4-[(4'-trifluoromethyl-biphenyl-2-carbonyl)-amino]-1H-pyrrole-2-carboxylic acid [(methyl-propyl-carbamoyl)-phenyl-methyl]-amide	576.624	577.2
8A-6	(S) 1-Methyl-4-[(4'-trifluoromethyl-biphenyl-2-carbonyl)-amino]-1H-pyrrole-2-carboxylic acid [(ethyl-propyl-carbamoyl)-phenyl-methyl]-amide	590.6509	591.2
8A-7	(S) 1-Methyl-4-[(4'-trifluoromethyl-biphenyl-2-carbonyl)-amino]-1H-pyrrole-2-carboxylic acid (pentylcarbamoyl-phenyl-methyl)-amide	590.6509	591.2

Ex. No.	Compound Name	Calc. MW	MS (MH) ⁺
8A-8	(S) 1-Methyl-4-[(4'-trifluoromethyl-biphenyl-2-carbonyl)-amino]-1H-pyrrole-2-carboxylic acid (hexylcarbamoyl-phenyl-methyl)-amide	604.678	605.2
8A-9	(S) 1-Methyl-4-[(4'-trifluoromethyl-biphenyl-2-carbonyl)-amino]-1H-pyrrole-2-carboxylic acid [(ethyl-methyl-carbamoyl)-phenyl-methyl]-amide	562.597	563.2
8A-10	(S) 1-Methyl-4-[(4'-trifluoromethyl-biphenyl-2-carbonyl)-amino]-1H-pyrrole-2-carboxylic acid [(methyl-pentyl-carbamoyl)-phenyl-methyl]-amide	604.678	605.2
8A-11	(S) 1-Methyl-4-[(4'-trifluoromethyl-biphenyl-2-carbonyl)-amino]-1H-pyrrole-2-carboxylic acid [(butyl-methyl-carbamoyl)-phenyl-methyl]-amide	590.6509	591.2
8A-12	(S) 1-Methyl-4-[(4'-trifluoromethyl-biphenyl-2-carbonyl)-amino]-1H-pyrrole-2-carboxylic acid (isobutyl carbamoyl-phenyl-methyl)-amide	576.624	577.2
8A-13	(S) 1-Methyl-4-[(4'-trifluoromethyl-biphenyl-2-carbonyl)-amino]-1H-pyrrole-2-carboxylic acid [(cyclohexylmethyl-carbamoyl)-phenyl-methyl]-amide	616.689	617.35
8A-14	(S) 1-Methyl-4-[(4'-trifluoromethyl-biphenyl-2-carbonyl)-amino]-1H-pyrrole-2-carboxylic acid (2-oxo-1-phenyl-2-piperidin-1-yl-ethyl)-amide	588.635	589.2
8A-15	(S) 1-Methyl-4-[(4'-trifluoromethyl-biphenyl-2-carbonyl)-amino]-1H-pyrrole-2-carboxylic acid [(cyclopropylmethyl-carbamoyl)-phenyl-methyl]-amide	574.608	575.2
8A-16	(S) 1-Methyl-4-[(4'-trifluoromethyl-biphenyl-2-carbonyl)-amino]-1H-pyrrole-2-carboxylic acid (cyclopropylcarbamoyl-phenyl-methyl)-amide	560.581	561.2
8A-17	(S) 1-Methyl-4-[(4'-trifluoromethyl-biphenyl-2-carbonyl)-amino]-1H-pyrrole-2-carboxylic acid (benzylcarbamoyl-phenyl-methyl)-amide	610.642	611.2

PHARMACOLOGICAL TESTING

The utility of the compounds of the present invention in the practice of the instant invention can be evidenced by activity in at least one of the protocols described hereinbelow.

Inhibition of fat absorption

Healthy female CF1 mice (Charles River) weighing 18-20 grams upon arrival are employed as test subjects. The mice are housed in groups of 10 in standard caging, and are allowed to acclimate for one week prior to testing. Mice are fasted overnight in a separate procedure room prior to testing. Each treatment group typically consists of 5 mice.

The test compound is preferably provided as a powder in a glass vial. The dosing solution (0.10 ml/25g body weight) administered by oral gavage consists of an emulsion of Miglyol 812 (20%), Cremaphor (5%), Water (75%). An appropriate volume of Miglyol is first added to the test compound, and the vial vortexed for approximately 1 minute. Next, the appropriate volume of Cremaphor is added, and the vial again vortexed as previously. The appropriate volume of water is then added, and the emulsion formed by vortexing and briefly sonicating.

Hamster liquid diet (Bioserve F0739) (dose volume 0.5ml/25g body weight) is prepared by adding (for every 10 mL needed) 2.5 grams liquid diet powder, 10 mL water and 5 microcuries glycerol-³H-trioleate (Amersham TRA191) to a laboratory blender. The mixture is then blended at high speed for approximately 1 minute. The liquid diet is stored at 4°C until use.

Sample tubes are weighed (Falcon 15ml polypropylene conical). Three milliliters of 2.5N KOH is then added to each tube.

Following overnight fasting, each mouse is dosed (see above volumes) with test compound followed immediately by liquid diet. Positive (a known potent MTP inhibitor) and negative control groups (vehicle) are included in each assay. One scintillation vial is sham dosed every 30 mice in order to determine the activity of the initial bolus.

At two hours post dose the mice are euthanized by carbon dioxide

-76-

inhalation, the abdominal cavity opened, and the small intestines removed and placed in the KOH conical tube. Each tube is then weighed.

Tubes containing intestines are then placed in a 75°C water bath for 1.5 – 2 hours. Following saponification, the tubes are vortexed and 200µL saponate placed in a 20mL liquid scintillation vial. Samples are decolorized (for 30 minutes) by adding 200µL of 30% (w/w) hydrogen peroxide. Each sample is neutralized by the addition of 200µL of 3N HCL. Ten milliliters of Ready Safe® (Beckman) liquid scintillation fluid are added and the samples were counted on a Beckman Coulter LS 6500 scintillation system.

10 The calculations are carried out as follows:

- weight of saponate = weight of tube (KOH + intestine) – weight of empty tube
- saponate fraction = 0.22/ saponate weight (density of the saponate = 1.1 g/mL; therefore the weight of the aliquot is equal to 0.22g)
- 15 - total DPM for the entire intestine = DPM of sample/saponate fraction
- The initial bolus DPM is calculated by averaging the counts from the sham dosed scintillation vials.
- The fraction of bolus recovered from the intestine (percent recovery) = total DPM/ bolus count.
- 20 - Percent recovery from each test group = average of percent recovery from each mouse.

Interpretation of results:

To compare efficacy of test compounds, an ED₂₅ for intestinal fat absorption is calculated. The (average) percent triglyceride recovery (percent unabsorbed and remaining in the intestine) of the vehicle control group is adjusted to equal 0%, and the (average) percent recovery of the compound control group is adjusted to equal 100%. The same calculations are applied to the percent recovery values obtained for test compounds and an adjusted percent recovery is obtained (% recovery of the test sample – % recovery of vehicle control group / (% recovery of positive control group – % recovery of vehicle control group)). An ED₂₅ is then calculated by plotting a graph of compound concentration vs. adjusted percent recovery.

-77-

Serum triglyceride lowering

Healthy female CF1 mice (Charles River) weighing 18-20 grams upon arrival are employed as test subjects. The mice are housed in groups of 10 in standard caging, and were allowed to acclimate for one week prior to testing. Mice are fasted overnight in a separate procedure room prior to testing. Each treatment group typically consists of 10 mice.

The test compound is preferably provided as a powder in a glass vial. The dosing solution (0.250ml/25g body weight) administered by oral gavage consists of an emulsion of Miglyol 812 (40%), Cremaphor (10%), Water (50%). An appropriate volume of Miglyol is first added to the test compound, and the vial vortexed for approximately 1 minute. Next, the appropriate volume of Cremaphor is added, and the vial again vortexed as previously. The appropriate volume of water is then added and the emulsion formed by vortexing and briefly sonicating.

Following overnight fasting, each mouse is dosed (see above volumes) with test compound. At 1 hour post dose the mice are euthanized by carbon dioxide inhalation and blood collected for triglyceride quantitation.

Serum triglyceride values are quantitated using a colorimetric endpoint assay (Wako Triglyceride E kit # 432-4021) on a Spectra Max 250 plate reader with Softmax Pro software. All samples are run in duplicate.

For comparison of triglyceride values, the percent change from control is calculated. The average triglyceride value of the test compound group is divided by the average triglyceride value of the vehicle group, multiplied by 100 and then subtracted from 100%. The ED₂₅ value is then calculated by plotting a graph of compound concentration versus percent change from control. The relative values of the ED₂₅ for triglyceride lowering and the ED₂₅ for inhibition of intestinal fat absorption are used as a means to compare selectivity of the test compounds.

Where HPLC is referred to in the preparations and examples below, the general conditions used, unless otherwise indicated, are as follows: the column used was a Phenomenex Luna™ C-8 column (3.0 x 250 mm), and the column was eluted using a gradient of 90% A 10% B to 100% B over 45

-78-

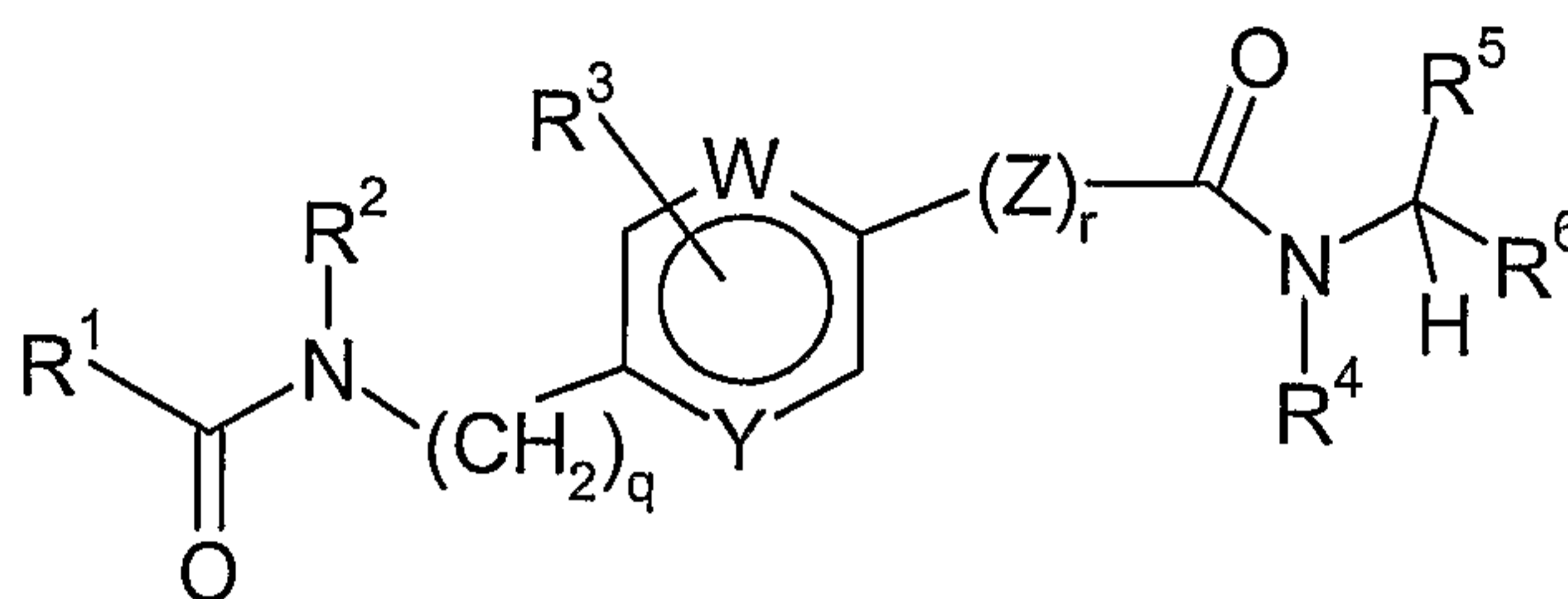
minutes, where solvent A was 0.1% formic acid in water and solvent B was acetonitrile. The column was run on a Agilent 1100 MSD system.

-79-
CLAIMS

What is claimed is:

1. A compound of Formula (I)

5

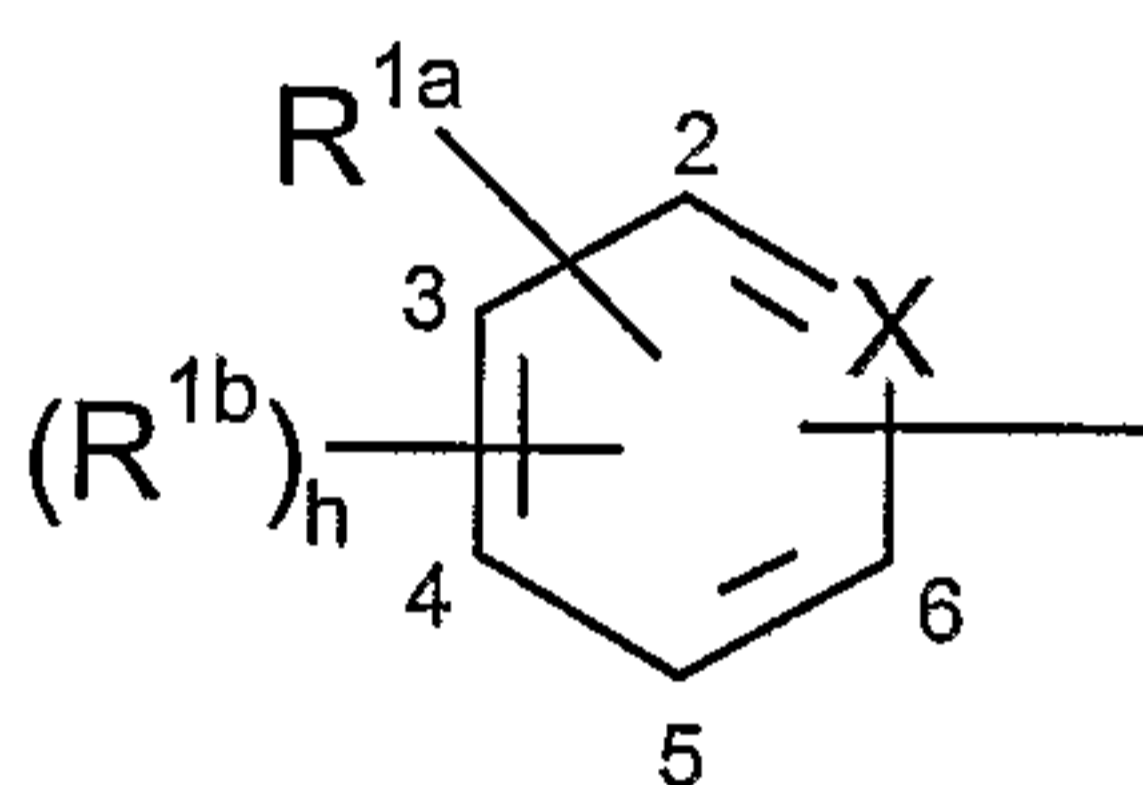


(I)

wherein

R^1 is a group of Formula (IA) having the structure

10



(IA)

where h is 0 to 3,

X is N or $-C(R^{1c})-$,

15

R^{1a} is phenyl, pyridyl, phenyl- Z' -, or pyridyl- Z' -, where Z' is $-S(O)_j-$, $-O-$, $-(CR^{1a'}R^{1b'})_k$, or $-(O)_m(CR^{1a'}R^{1b'})_k(O)_m(CR^{1a'}R^{1b'})_k-$, and said phenyl and said pyridyl moieties are each optionally substituted with 1 to 3 substituents, and

20

R^{1b} and R^{1c} are each independently hydrogen, halo, cyano, nitro, azido, amino, hydroxy, (C_1-C_6) alkyl, (C_2-C_6) alkoxy, methoxy, (C_1-C_6) alkoxy (C_1-C_6) alkyl, mono-, di- or tri- halo (C_2-C_6) alkyl, perfluoro (C_2-C_4) alkyl, trifluoromethyl, trifluoromethyl (C_1-C_5) alkyl, mono-, di- or tri- halo (C_2-C_6) alkoxy, trifluoromethyl (C_1-C_5) alkoxy, (C_1-C_6) alkylthio, hydroxy (C_1-C_6) alkyl, (C_3-C_8) cycloalkyl $(CR^{1a'}R^{1b'})_k-$, (C_2-C_6) alkenyl, (C_2-C_6) alkynyl, (C_1-C_6) alkylamino-, (C_1-C_6) dialkylamino, amino (C_1-C_6) alkyl-, $-(CR^{1a'}R^{1b'})_kNR^{1a'}R^{1b''}$, $-C(O)NR^{1b'}R^{1b''}$, $-NR^{1b''}C(O)R^{1b'''}$, $-NR^{1b''}OR^{1b'''}$,

25

-80-

-CH=NOR^{1b'''}, -NR^{1b''}C(O)OR^{1b'''}, -NR^{1b''}S(O)_jR^{1b'''}, -C(O)R^{1b'''}, -C(S)R^{1b'''},
 -C(O)OR^{1b'''}, -OC(O)R^{1b'''}, -SO₂NR^{1b'}R^{1b''}, -S(O)_jR^{1b'''}, or
 -(CR^{1a'}R^{1b'})_kS(O)_jR^{1b'''},

where

5 R^{1a'} and R^{1b'} are each independently hydrogen or (C₁-C₆)alkyl,

R^{1b''} is H, (C₁-C₆)alkyl, (C₃-C₈)cycloalkyl, -C(O)R^{1b'''},
 -C(S)R^{1b'''}, -(CR^{1a'}R^{1b'})_nO(C₁-C₆ alkyl), -(CR^{1a'}R^{1b'})_nS(C₁-C₆ alkyl),
 -(CR^{1a'}R^{1b'})_pC(O)R^{1b'''}, -(CR^{1a'}R^{1b'})_nR^{1b'''} or -SO₂R^{1b'''},

10 each R^{1b'''} is independently H, (C₁-C₆)alkyl, (C₃-C₈)cycloalkyl, trifluoromethyl, trifluoromethyl(C₁-C₅)alkyl,
 wherein the alkyl, moieties of the foregoing R^{1b'''} groups are optionally substituted with 1 to 3 substituents each
 independently selected from the group consisting of C₁-C₆ alkyl,
 15 C₁-C₆ alkoxy, amino, hydroxy, halo, cyano, nitro, trifluoromethyl and trifluoromethoxy,

j is 0, 1 or 2,

each k is independently an integer from 0 to 6,

each m is independently 0 or 1,

20 n is an integer from 1 to 6, and

p is an integer from 2 to 5;

R² is H, (C₁-C₆)alkyl, (C₃-C₈)cycloalkyl, -C(O)R^{1b'''}, -C(S)R^{1b'''},
 -(CR^{1a'}R^{1b'})_nO(C₁-C₆ alkyl), -(CR^{1a'}R^{1b'})_nS(C₁-C₆ alkyl), -(CR^{1a'}R^{1b'})_pC(O)R^{1b'''},
 -(CR^{1a'}R^{1b'})_pR^{1b'''} or -SO₂R^{1b'''},

25 or R² taken together with either R³ or R^{3a} forms a 5- to 6-membered partially saturated heterocyclic ring containing one nitrogen atom within the ring;

q is 0 or 1;

30 R³ is H, halo, (C₁ - C₆)alkyl, or mono-, di- or tri- halo(C₁ - C₆)alkyl, or R³ taken together with R² forms a 5- to 6-membered partially saturated heterocyclic ring containing one nitrogen atom within the ring;

Y is -C(R^{3a})- and W is -C(R^{3b})-, Y is N and W is -C(R^{3b})-, Y is -C(R^{3a})- and W is N, or Y is a bond and W is -N(R^{3c})-, where R^{3a} is H, halo, (C₁

PCT/IB2003/005809

-81-

- C₆)alkyl, or mono-, di- or tri- halo(C₁ - C₆)alkyl, or R^{3a} taken together with R² forms a 5- to 6-membered partially saturated heterocyclic ring containing one nitrogen atom within the ring, R^{3b} is H, halo, (C₁ - C₆)alkyl, or mono-, di- or tri-halo(C₁ - C₆)alkyl, and R^{3c} is (C₁- C₄)alkyl;

5 Z is -SCH₂-, -CH₂-, or -OCH₂-;

r is 0 or 1;

R⁴ is H, (C₁-C₆)alkyl, (C₃-C₈)cycloalkyl, -C(O)R^{1b''}, -C(S)R^{1b''},
 -(CR^{1a'}R^{1b'})_nO(C₁-C₆ alkyl), -(CR^{1a'}R^{1b'})_nS(C₁-C₆ alkyl), -(CR^{1a'}R^{1b'})_pC(O)R^{1b''},
 -(CR^{1a'}R^{1b'})_pR^{1b''} or -SO₂R^{1b''};

10 R⁵ is (C₁-C₆)alkyl, an optionally substituted phenyl, or an optionally substituted heteroaryl;

R⁶ is (C₁-C₆)alkyl, -C(O)-O(C₁-C₆)alkyl, -NH-C(O)-R^{6a}, or -C(O)-NR^{6a}R^{6b}, where

R^{6a} is hydrogen, (C₁-C₆)alkyl, or halo-substituted (C₁-C₆)alkyl,

15 R^{6b} is (C₃-C₈)cycloalkyl, -C(O)R^{1b''}, -C(S)R^{1b''}, -(CR^{1a'}R^{1b'})_nO(C₁-C₆ alkyl), -(CR^{1a'}R^{1b'})_nS(C₁-C₆ alkyl), -(CR^{1a'}R^{1b'})_pC(O)R^{1b''}, -(CR^{1a'}R^{1b'})_pR^{1b''}, -SO₂R^{1b''}, or -(CH₂)_s-R^{6a'}, where s is an integer from 0 to 6 and R^{6a'} is (C₁-C₆)alkylamino, di(C₁-C₆)alkylamino, or a chemical moiety selected from the group consisting of 3- to 6-membered
 20 partially or fully saturated carbocyclic ring, 3- to 6-membered partially or fully saturated heterocyclic ring, heteroaryl, and phenyl, where said chemical moiety is optionally substituted with 1 to 3 substituents and where n, p, R^{1a'}, R^{1b'} and R^{1b''} are as defined above,

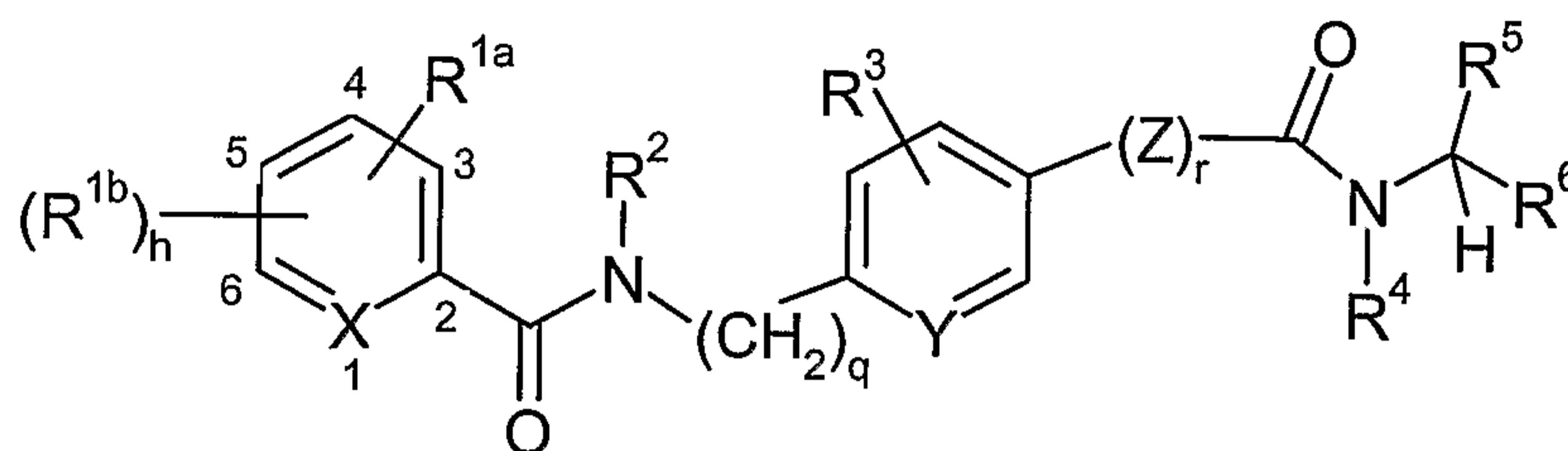
25 or R^{6a} and R^{6b} taken together with the nitrogen to which they are attached form a 5- to 6-membered heterocyclic ring containing an optional additional heteroatom selected from O, S or N within the ring;

30 and wherein any of the above "alkyl", "alkenyl" or "alkynyl" moieties comprising a methyl, a methylene, or a methine group which is not substituted with halogen, SO or SO₂, or attached to a N, O or S atom, optionally bears on said methyl, said methylene or said methine group a substituent selected from the group consisting of halo, -OR^{1a'}, -SR^{1a'} and -NR^{1a'}R^{1b'};

-82-

a pharmaceutically acceptable salt thereof, a prodrug of said compound or said salt, or a solvate or hydrate of said compound, said salt or said prodrug.

5 2. The compound of Claim 1 having Formula (II)



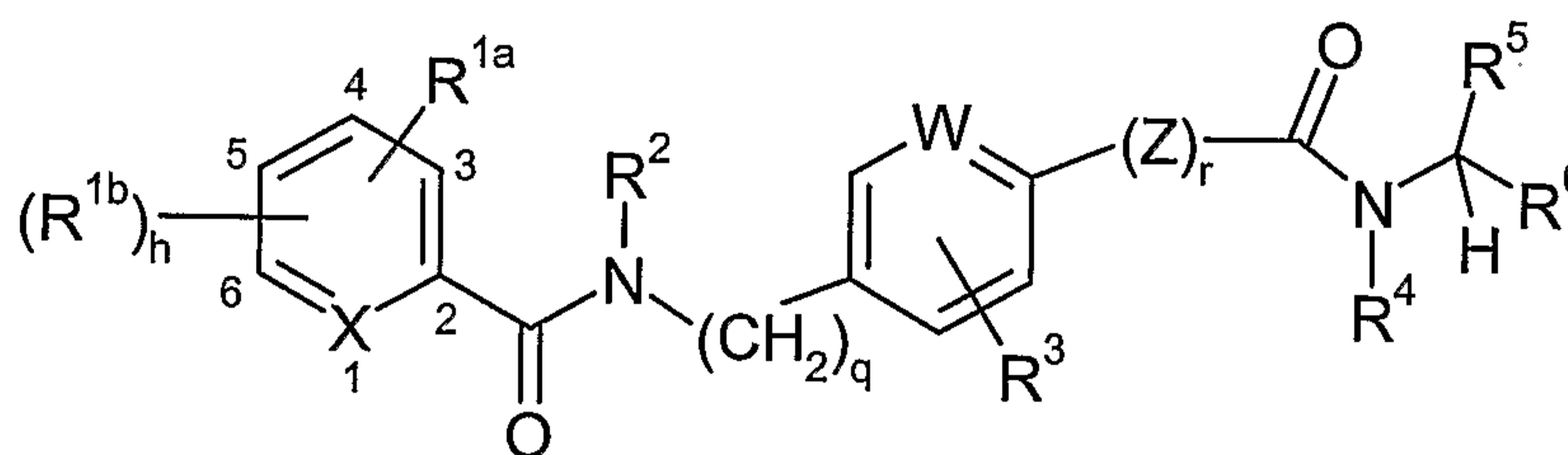
(II)

wherein

10 Y is N or $-(CR^{3a})-$; and
 R^{1a} , R^{1b} , h, X, R^2 , q, R^3 , R^{3a} , Z, r, R^4 , R^5 , and R^6 are as defined
 in Claim 1;

15 a pharmaceutically acceptable salt thereof, a prodrug of said
 compound or said salt, or a solvate or hydrate of said compound, said salt or
 said prodrug; or

 the compound of Claim 1 having having Formula (III)



(III)

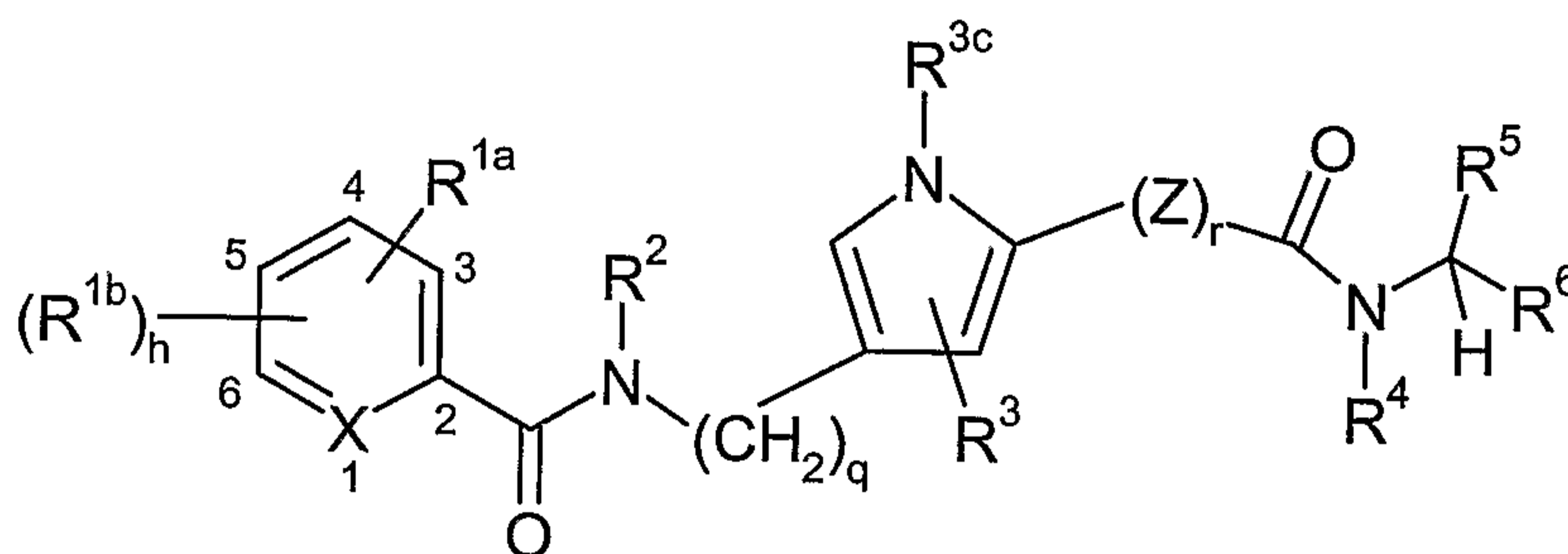
wherein

20 W is N or $-(CR^{3b})-$; and
 R^{1a} , R^{1b} , h, X, R^2 , q, R^3 , R^{3b} , Z, r, R^4 , R^5 , and R^6 are as defined
 in Claim 1;

-83-

a pharmaceutically acceptable salt thereof, a prodrug of said compound or said salt, or a solvate or hydrate of said compound, said salt or said prodrug; or

5 the compound of Claim 1 having Formula (IV)



(IV)

wherein

10 R^{1a} , R^{1b} , h , X , R^2 , q , R^3 , R^{3c} , Z , r , R^4 , R^5 , and R^6 are as defined in Claim 1;

a pharmaceutically acceptable salt thereof or a solvate or hydrate of said compound or salt.

15 3. The compound of Claim 2 wherein R^{1a} is an optionally substituted phenyl and is attached at the 3 position, h is 0, X is $-C(R^{1c})-$; and R^{1c} is hydrogen.

20 4. The compound of Claim 3 wherein R^{1a} is *p*-trifluoromethylphenyl.

5. The compound of Claim 4 wherein r is 0.

6. The compound of Claim 4 wherein Z is $-OCH_2-$ or $-SCH_2-$.

25

7. The compound of Claim 4 wherein Z is $-CH_2-$.

8. The compound of any one of Claims 1 through 7 wherein R^5 is

PCT/IB2003/005809

-84-

phenyl and the carbon attached to R⁵ has a (S) configuration.

9. The compound of any one of Claims 1 through 8 wherein R⁶ is (C₁-C₆)alkyl, -C(O)-O(C₁-C₆)alkyl, or -NH-C(O)-R^{6a}.

5

10. The compound of any one of Claims 1 through 8 wherein R⁶ is -C(O)-NR^{6a}R^{6b}.

11. The compound of any one of Claims 1 through 10 wherein R² and R⁴ are independently H or (C₁-C₆)alkyl.

10

12. A pharmaceutical composition comprising (1) a compound of any one of the preceding claims, a pharmaceutically acceptable salt thereof, a prodrug of said compound or said salt, or a solvate or hydrate of said compound, said salt or said prodrug; and (2) a pharmaceutically acceptable excipient, diluent, or carrier.

15

13. A method of treating obesity in an animal, which comprises administering to an animal in need of such treatment a therapeutically effective amount of a compound claimed in any one of Claims 1 through 11.

20

14. A method of treating atherosclerosis; pancreatitis secondary to hypertriglyceridemia, or hyperglycemia (1) by causing a reduced absorption of dietary fat through MTP inhibition, (2) by lowering triglycerides through MTP inhibition or (3) by decreasing the absorption of free fatty acids through MTP inhibition, in an animal, or of treating diabetes in an animal, which comprises administering to an animal in need of such treatment a therapeutically effective amount of a compound claimed in any one of Claims 1 through 11.

25

15. The use of a compound of any one of the compounds claimed in Claims 1 through 11 in the manufacture of a medicament for treating a disease, condition or disorder which is modulated by a microsomal triglyceride transfer protein and/or apolipoprotein B secretion in animals.

30

