



US00D563157S

(12) **United States Design Patent**
Bouveret et al.

(10) **Patent No.:** **US D563,157 S**

(45) **Date of Patent:** **** Mar. 4, 2008**

(54) **OVAL CONTAINER LID**

(75) Inventors: **Nicolas Bouveret**, Mirabel (CA);
Jean-Pierre Lacroix, Bois d'Amont (FR)

(73) Assignee: **North American I.M.L. Containers**,
St-Placide, Québec (CA)

(**) Term: **14 Years**

(21) Appl. No.: **29/253,427**

(22) Filed: **Feb. 7, 2006**

(51) **LOC (8) CL.** **07-02**

(52) **U.S. CL.** **D7/392.1**

(58) **Field of Classification Search** D7/391,
D7/392, 392.1, 629, 538, 542; D9/435, 436,
D9/443, 452, 454, 503, 504; 220/700, 701,
220/780, 793, 315; 215/200, 224; 206/508

See application file for complete search history.

(56) **References Cited**

U.S. PATENT DOCUMENTS

D271,945 S * 12/1983 Ochs D9/454

D280,484 S * 9/1985 Conti et al. D7/391
D417,584 S * 12/1999 Lillelund et al. D7/392.1
D526,562 S * 8/2006 Jelich et al. D9/435

* cited by examiner

Primary Examiner—Holly H. Baynham

Assistant Examiner—Cynthia M. Chin

(74) *Attorney, Agent, or Firm*—Ogilvy Renault LLP

(57) **CLAIM**

The ornamental design for an oval container lid, as shown and described.

DESCRIPTION

FIG. 1 is a top view of the oval container lid;

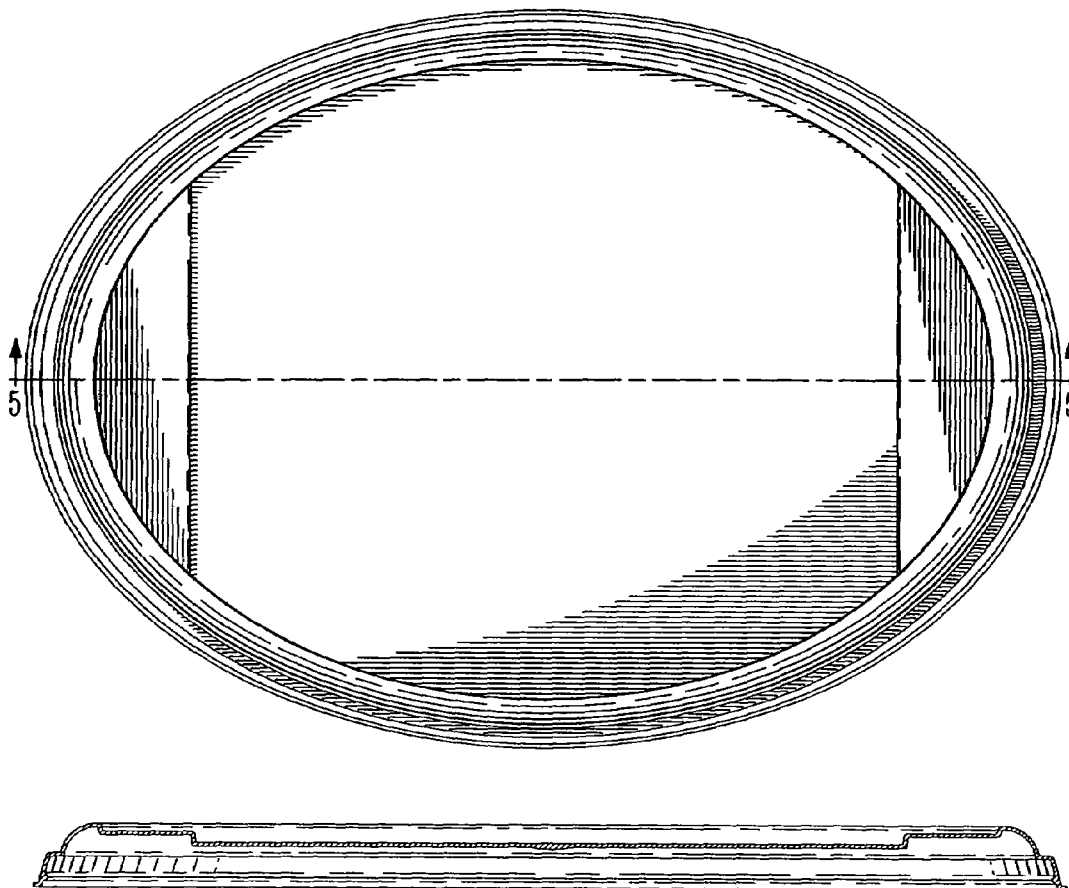
FIG. 2 is a side view thereof, the opposed side being identical;

FIG. 3 is an end view thereof, the opposed end being identical;

FIG. 4 is a bottom view thereof; and,

FIG. 5 is a cross-section view thereof taken along a central longitudinal axis of FIG. 1.

1 Claim, 2 Drawing Sheets



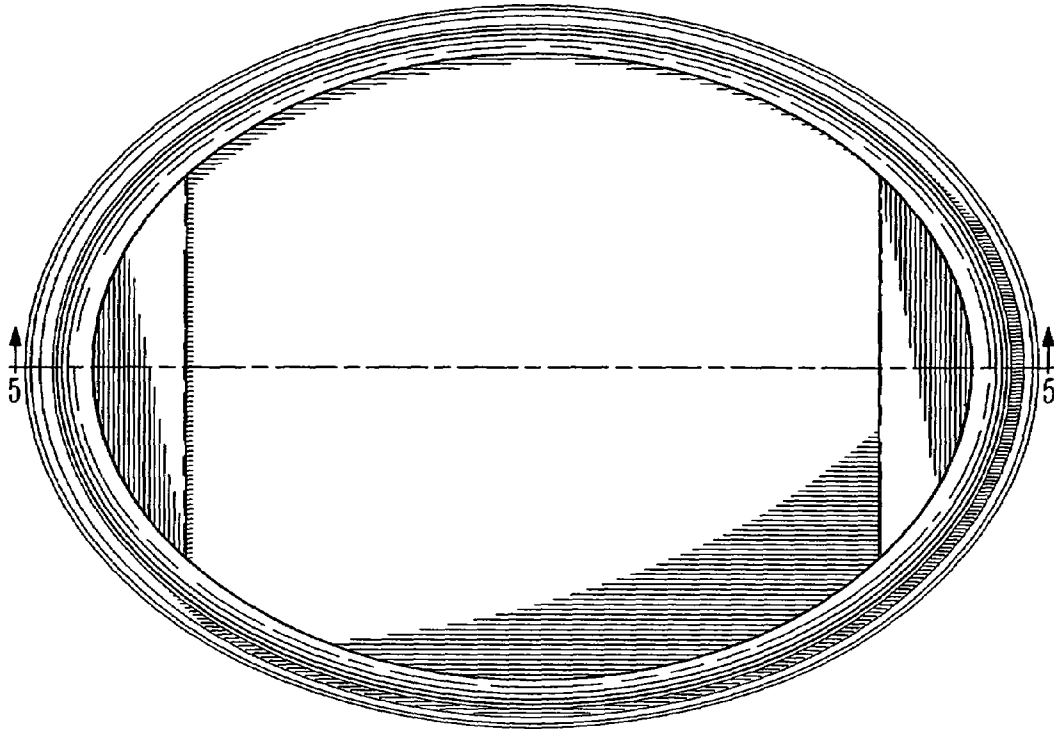


FIG-1



FIG-2




FIG-3

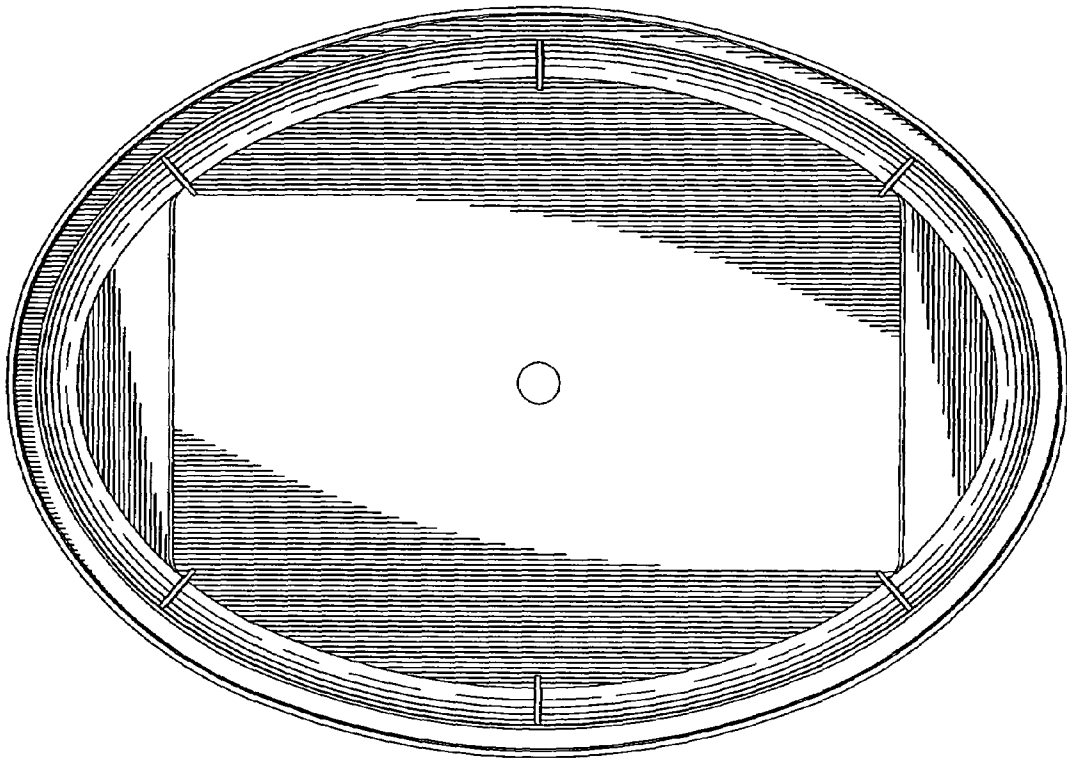


FIG-4



FIG-5