



(12) **United States Design Patent**
Guttman et al.

(10) **Patent No.:** **US D893,650 S**
(45) **Date of Patent:** **** Aug. 18, 2020**

(54) **GOLF CLUB HEAD**

OTHER PUBLICATIONS

- (71) Applicant: **Taylor Made Golf Company, Inc.**,
Carlsbad, CA (US)
- (72) Inventors: **Jared Guttman**, Oceanside, CA (US);
David Bennett, Carlsbad, CA (US);
Brian Bazzel, Carlsbad, CA (US);
Robert Nunez, Vista, CA (US); **Jia**
Cherng Yeh, Carlsbad, CA (US)
- (73) Assignee: **Taylor Made Golf Company, Inc.**,
Carlsbad, CA (US)
- (**) Term: **15 Years**

“King F9.” *Cobra Golf*, accessed prior to Nov. 29, 2018, 23 pages,
www.cobragolf.com/f9.

Primary Examiner — Mitchell I. Siegel
(74) *Attorney, Agent, or Firm* — Klarquist Sparkman LLP

(57) **CLAIM**

We claim the ornamental design for a golf club head, as shown and described.

(21) Appl. No.: **29/671,796**

DESCRIPTION

- (22) Filed: **Nov. 29, 2018**
- (51) **LOC (12) Cl.** **21-02**
- (52) **U.S. Cl.**
USPC **D21/759**
- (58) **Field of Classification Search**
USPC D21/733, 752, 759
CPC A63B 53/00; A63B 53/04; A63B 53/0466;
A63B 2053/002; A63B 2053/0445; A63B
2053/0433; A63B 2053/0491; A63B
2053/0437; A63B 60/00; A63B 60/46
See application file for complete search history.

FIG. 1 is a perspective view of a golf club head, as viewed from the top and one side.
 FIG. 2 is a front elevation view of a golf club head of FIG. 1.
 FIG. 3 is a rear elevation view of the golf club head of FIG. 1.
 FIG. 4 is a side elevation view of a toe side of the golf club head of FIG. 1.
 FIG. 5 is a side elevation view of a heel side of the golf club head of FIG. 1.
 FIG. 6 is a top plan view of the crown of the golf club head of FIG. 1.
 FIG. 7 is a bottom plan view of the sole of the golf club head of FIG. 1; and,
 FIG. 8 is a perspective view of a golf club head, as viewed from the bottom and one side.

The broken lines in the drawings are for purpose of illustrating environmental structure as well as portions of the design that form no part of the present claimed design. The dash-dot broken lines (in FIG. 1 for example) represent an open boundary and form no part of the claimed design. The area within the oval dash-dot lines contains stippling representing one color on at least a portion of the crown and portion of the face, and a band of contrasting color therebetween.

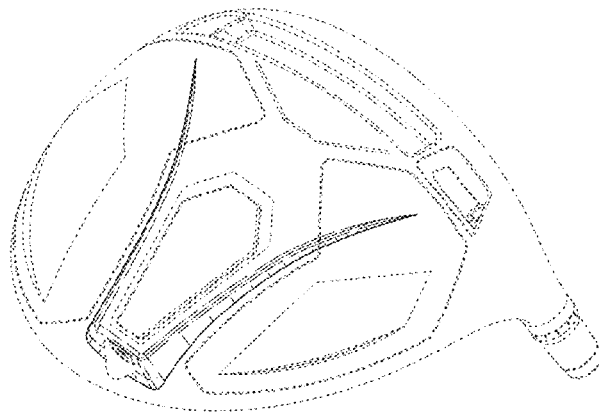
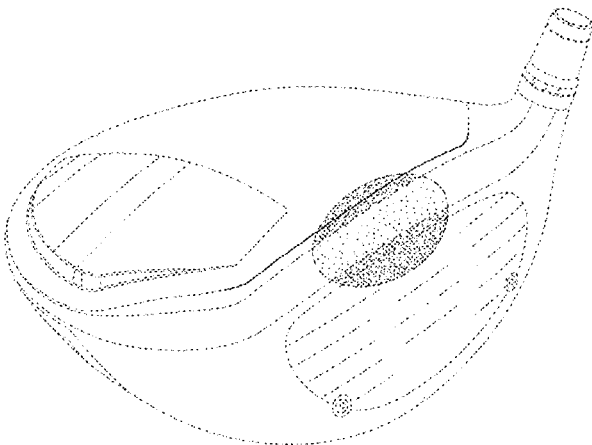
(56) **References Cited**

U.S. PATENT DOCUMENTS

D489,425 S *	5/2004	Rice	D21/759
D490,488 S *	5/2004	Hoffmann	D21/752
D500,541 S *	1/2005	Rollinson	D21/759
D518,129 S *	3/2006	Poynor	D21/759
D606,145 S *	12/2009	Kim	D21/752
D619,182 S *	7/2010	Foster	D21/752
D651,269 S *	12/2011	Foster	D21/759
D651,270 S *	12/2011	Foster	D21/759
D656,210 S *	3/2012	Foster	D21/752
D662,560 S *	6/2012	Piniarski	D21/733
D663,371 S *	7/2012	Kim	D21/752

(Continued)

1 Claim, 6 Drawing Sheets



(56)

References Cited

U.S. PATENT DOCUMENTS

D667,907	S	*	9/2012	Engel	D21/752
D681,757	S	*	5/2013	Foster	D21/752
D686,290	S	*	7/2013	Kim	D21/759
D687,110	S	*	7/2013	Engel	D21/759
D688,763	S	*	8/2013	Brunski	D21/759
D694,351	S	*	11/2013	Kim	D21/759
D696,369	S	*	12/2013	Kim	D21/759
D708,687	S	*	7/2014	Vrska	D21/759
D709,570	S	*	7/2014	Miraflor, III	D21/759
D711,992	S	*	8/2014	Miraflor, III	D21/759
D711,993	S	*	8/2014	Miraflor, III	D21/759
D713,901	S	*	9/2014	Vrska	D21/759
D714,410	S	*	9/2014	Myers	D21/759
D720,418	S	*	12/2014	Chen	D21/759
D733,239	S	*	6/2015	Myers	D21/759
D763,994	S	*	8/2016	Foster	D21/759
D767,067	S	*	9/2016	Foster	D21/759
D767,694	S	*	9/2016	Nielson	D21/733
D772,996	S	*	11/2016	Taylor	D21/759
D786,991	S	*	5/2017	Tang	D21/759
D786,992	S	*	5/2017	Tang	D21/759
D786,993	S	*	5/2017	Tang	D21/759
D791,256	S	*	7/2017	Nielson	D21/759
D805,149	S	*	12/2017	Foster	D21/759
D812,168	S	*	3/2018	Kim	D21/759
D820,367	S	*	6/2018	Nielson	D21/759
D832,383	S	*	10/2018	Foster	D21/759
D832,955	S	*	11/2018	Foster	D21/759
D832,956	S	*	11/2018	Foster	D21/759
D834,118	S	*	11/2018	Song	D21/759
D846,673	S	*	4/2019	Song	D21/752
D857,816	S	*	8/2019	Bazzel	D21/733
D865,888	S	*	11/2019	Greaney	D21/759
D869,584	S	*	12/2019	Nielson	D21/759

* cited by examiner

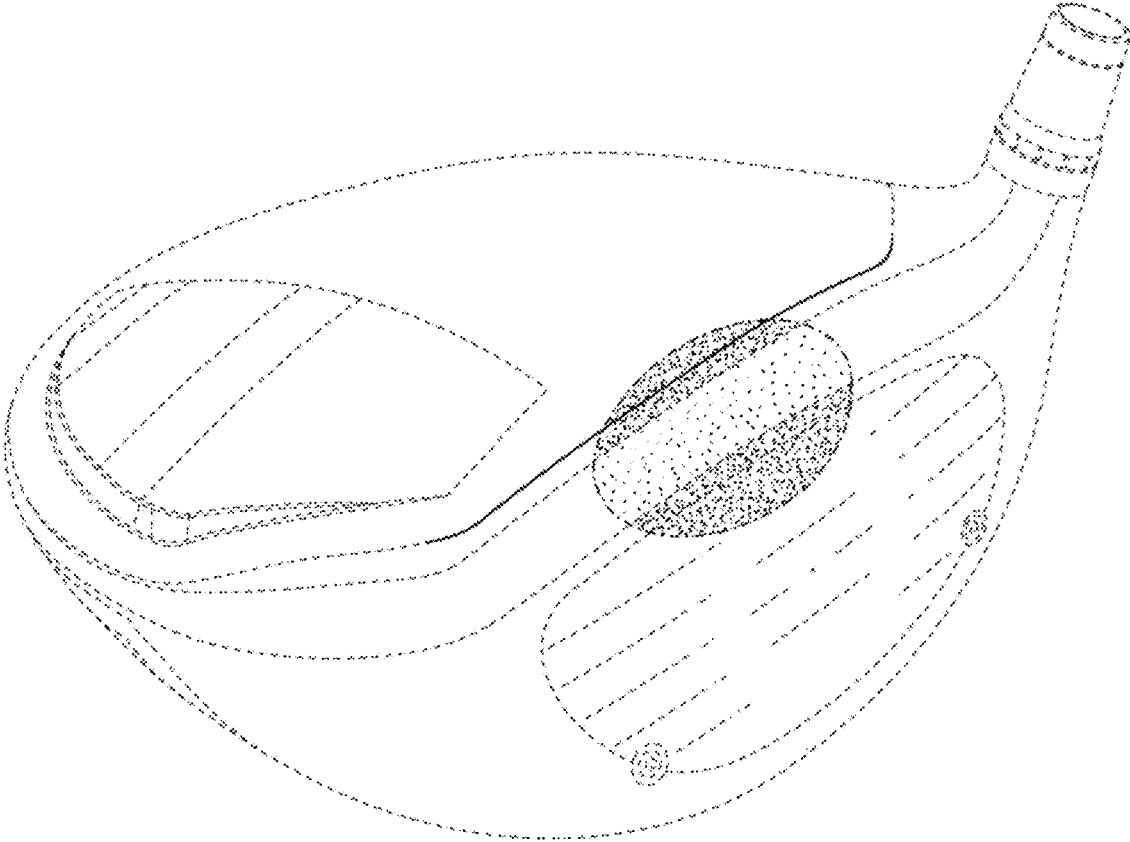


FIG. 1

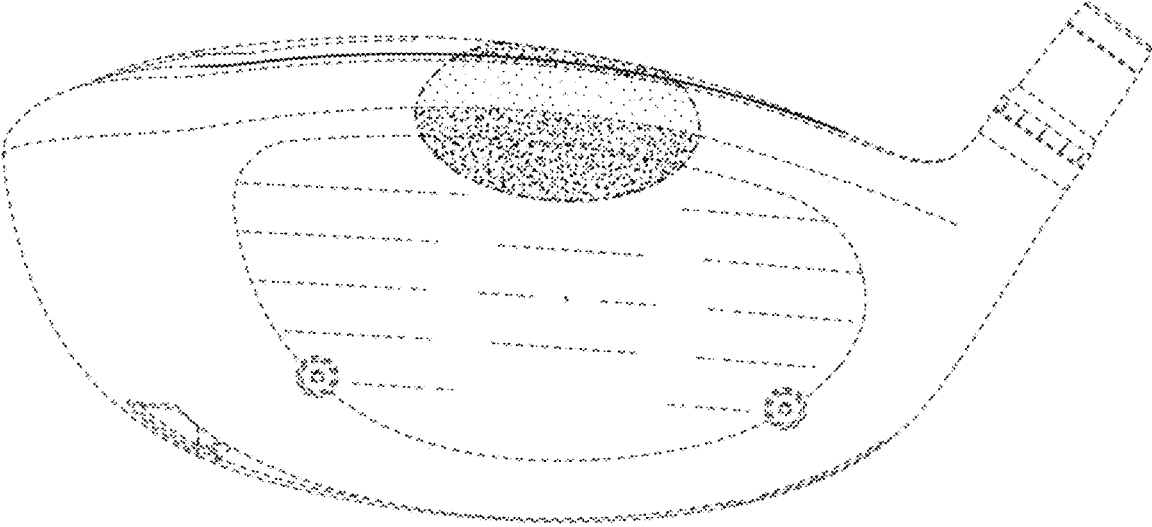


FIG. 2

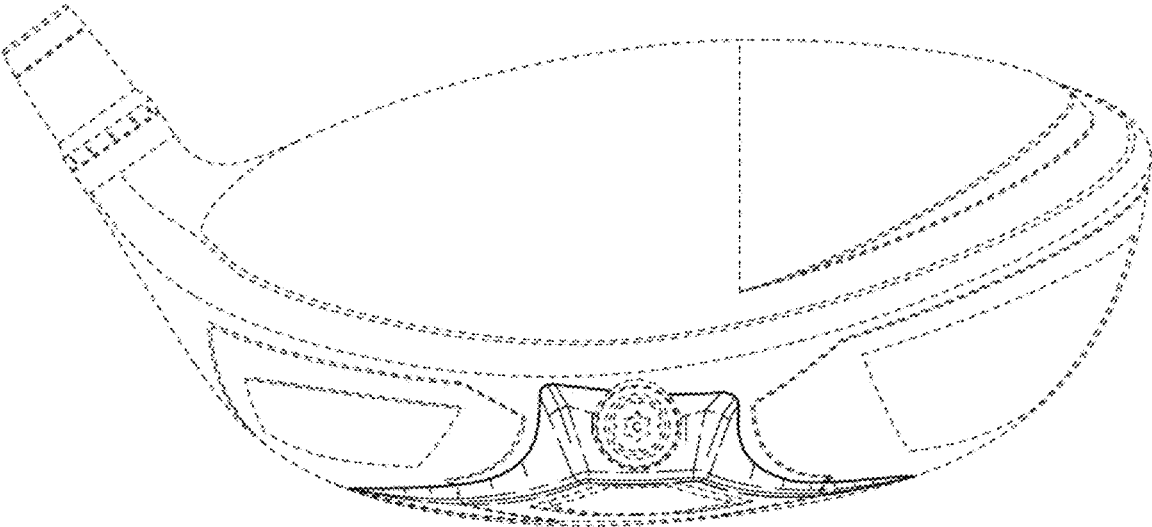


FIG. 3




FIG. 4




FIG. 5

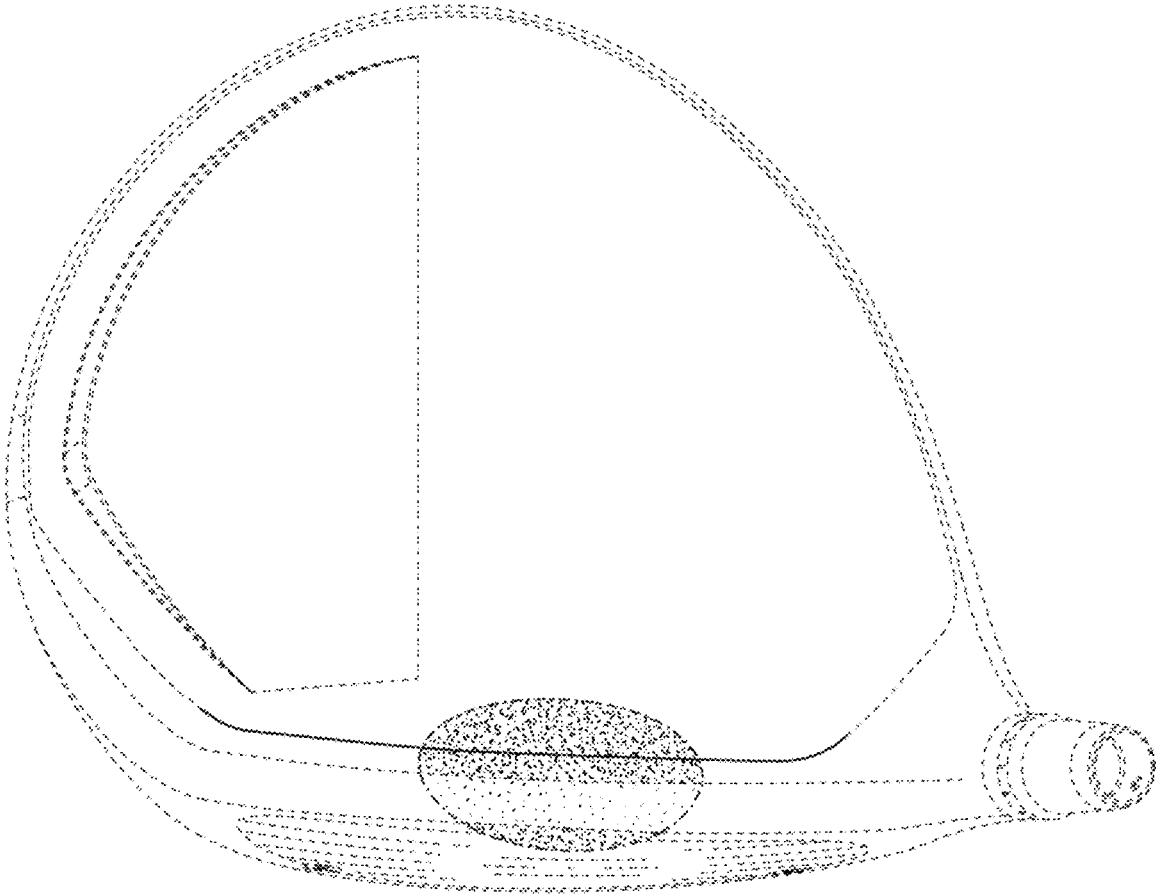


FIG. 6

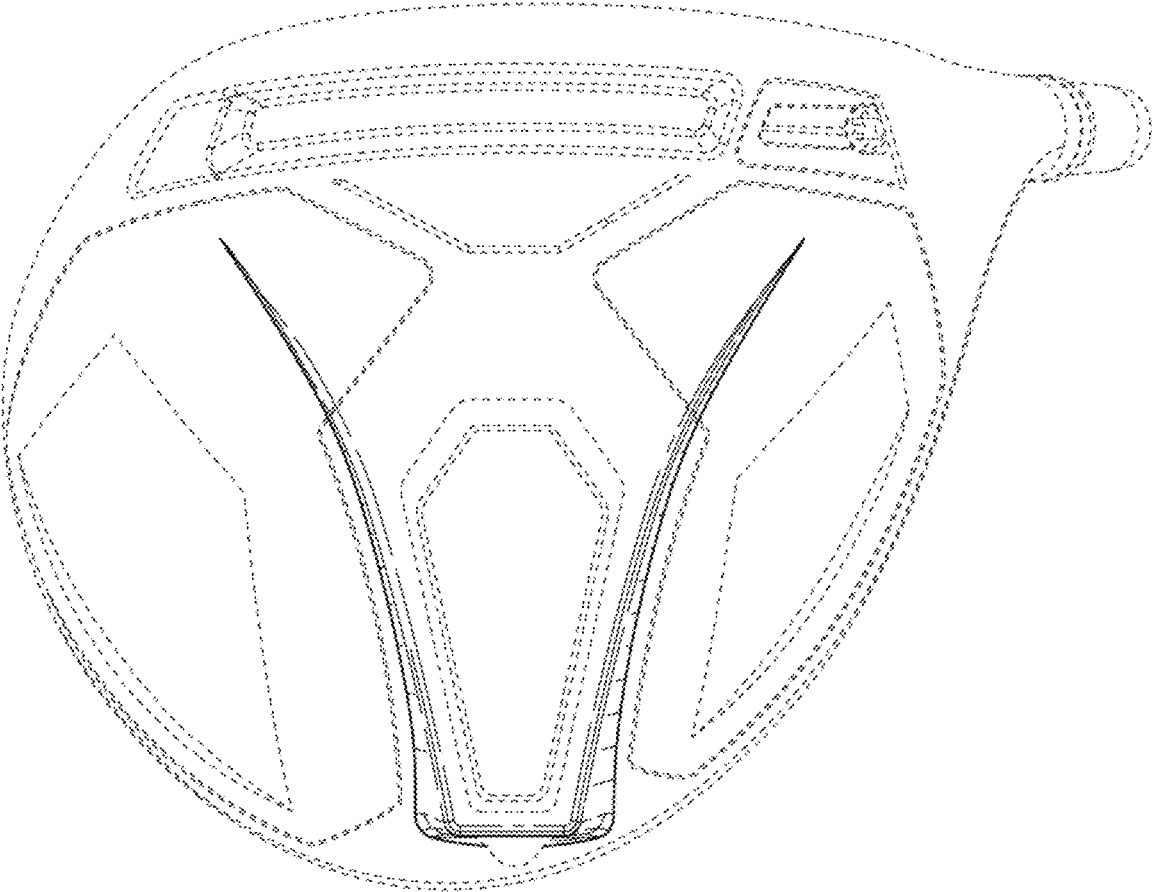


FIG. 7

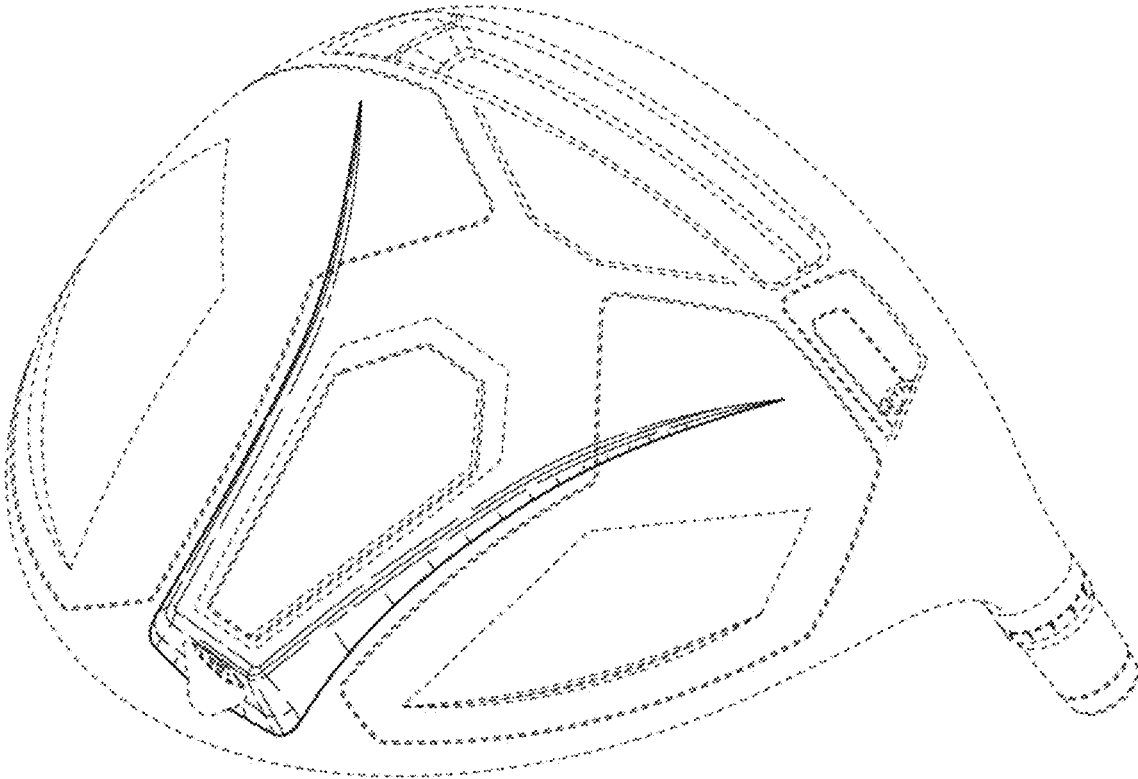


FIG. 8