



US00D339742S

# United States Patent [19]

[11] Patent Number: Des. 339,742

Walchek, Jr. et al.

[45] Date of Patent: \*\* Sep. 28, 1993

## [54] TRIFOLD PHARMACEUTICAL TABLET DISPENSER

[75] Inventors: William Walchek, Jr., Wayne; Paul R. Finkelston, Philadelphia, both of Pa.

[73] Assignee: American Home Products Corporation, New York, N.Y.

[\*\*] Term: 14 Years

[21] Appl. No.: 926,898

[22] Filed: Aug. 7, 1992

[52] U.S. Cl. .... D9/339; D9/346; D9/423

[58] Field of Search ..... D9/341, 346, 347, 423, D9/424, 432, 414, 339, 337; 206/528, 535, 538, 539, 530, 531, 528, 532, 485, 45.2, 828, 45.21; 228/6, 7, 507, 512, 522

### [56] References Cited

#### U.S. PATENT DOCUMENTS

D. 185,265	5/1959	Cudd .....	D9/423
D. 210,847	4/1968	Aron .....	D9/339
D. 212,872	12/1968	MacLachlan .....	D9/339
D. 215,649	10/1969	MacLachlan .....	D9/339
D. 257,126	9/1980	Johnson .....	D9/339
D. 324,819	8/1992	Eisenberg .....	D9/339
2,285,991	6/1942	Lester .....	206/45.31
2,874,828	2/1959	Neugebauer .....	206/45.31
3,054,503	9/1962	Hartman, Jr. et al. .	
3,283,885	11/1966	Grunewald et al. .	
3,503,493	3/1970	Nagy .	
3,567,013	8/1971	Tannenbaum .....	206/538
3,921,804	11/1975	Tester .	
4,340,141	7/1982	Fischer .	
4,890,741	1/1990	Edelstein .....	206/538 X
4,919,259	4/1990	Beaulieu .....	206/45.2
4,955,481	9/1990	Nouinski et al. ....	206/534
4,974,729	12/1990	Steinnagel .	
5,082,113	1/1992	Romick .....	206/539 X

## FOREIGN PATENT DOCUMENTS

859539 12/1970 Canada .  
2917108 11/1980 Fed. Rep. of Germany .  
537319 7/1973 Switzerland .

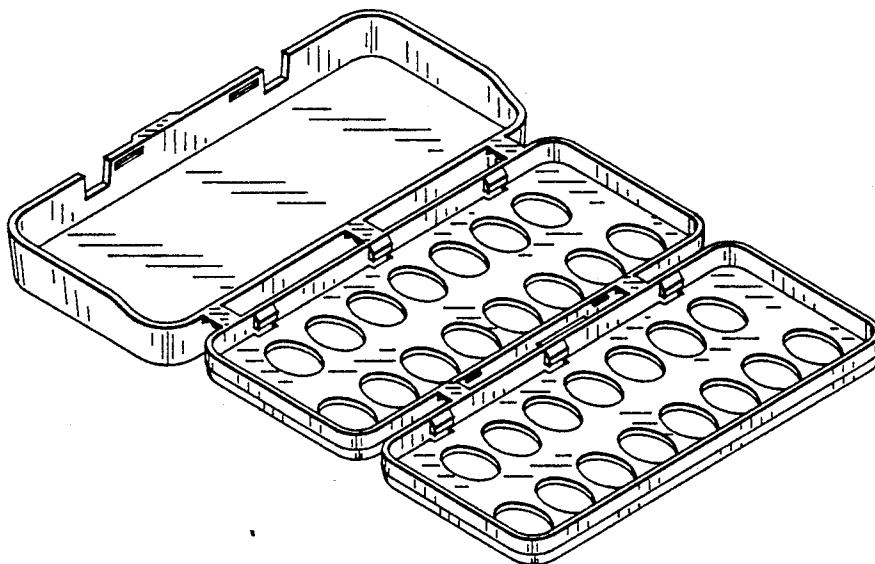
Primary Examiner—Prabhakar G. Deshmukh  
Attorney, Agent, or Firm—R. F. Boswell, Jr.

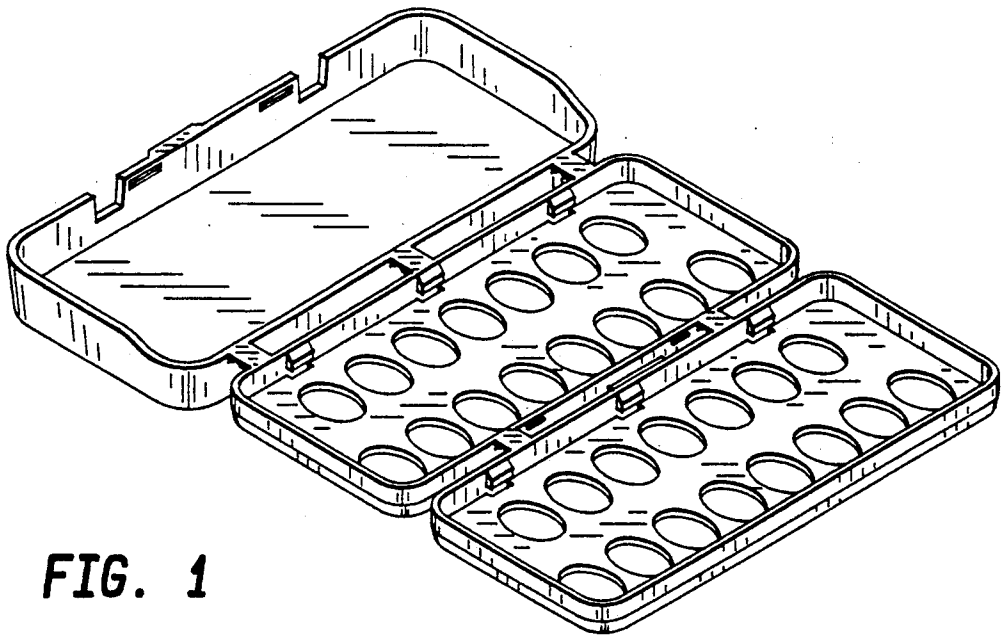
## [57] CLAIM

The ornamental design for a trifold pharmaceutical tablet dispenser, as shown and described.


## DESCRIPTION

FIG. 1 is a perspective view of a trifold pharmaceutical tablet dispenser showing our new design; FIG. 2 is a side elevational view of FIG. 1, the opposite side being a mirror image of the side shown; FIG. 3 is a tray-end elevational view of FIG. 1; FIG. 4 is a cover-end elevational view of FIG. 1; FIG. 5 is a top plan view of FIG. 1; FIG. 6 is a bottom plan view of FIG. 1; FIG. 7 is a perspective view of the trifold pharmaceutical tablet dispenser with the end-tray folded over the middle-tray; FIG. 8 is a side elevational view of FIG. 7, the opposite side being a mirror image of the side shown; FIG. 9 is a folded tray-end elevational view of FIG. 7; FIG. 10 is a cover-end elevational view of FIG. 7; FIG. 11 is a top plan view of FIG. 7; FIG. 12 is a bottom plan view of FIG. 7; FIG. 13 is a perspective view of the trifold pharmaceutical tablet dispenser with the cover folded over the two tablet trays; FIG. 14 is a side elevational view of FIG. 13, the opposite side being a mirror image of the side shown; FIG. 15 is a front end elevational view of FIG. 13; FIG. 16 is a back end elevational view of FIG. 13; FIG. 17 is a top plan view of FIG. 13; and, FIG. 18 is a bottom plan view of FIG. 13.






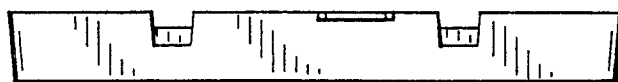
**FIG. 1**



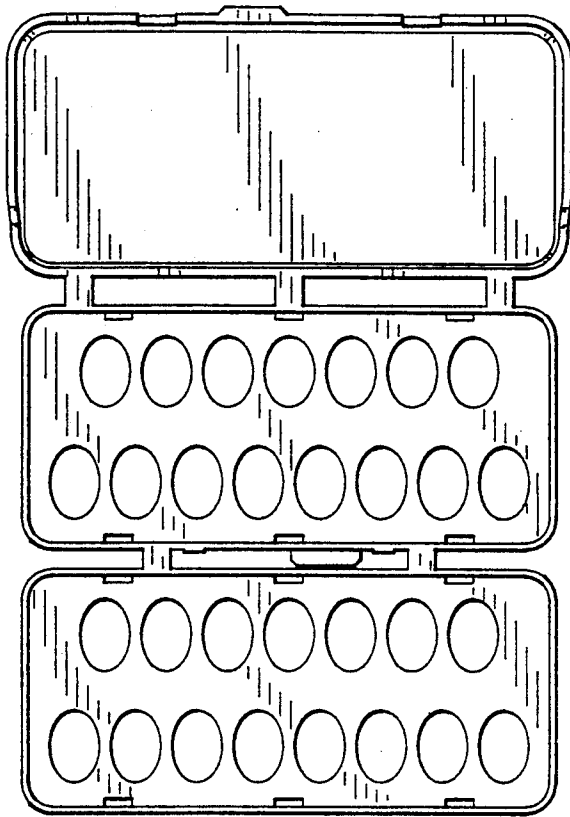
**FIG. 2**



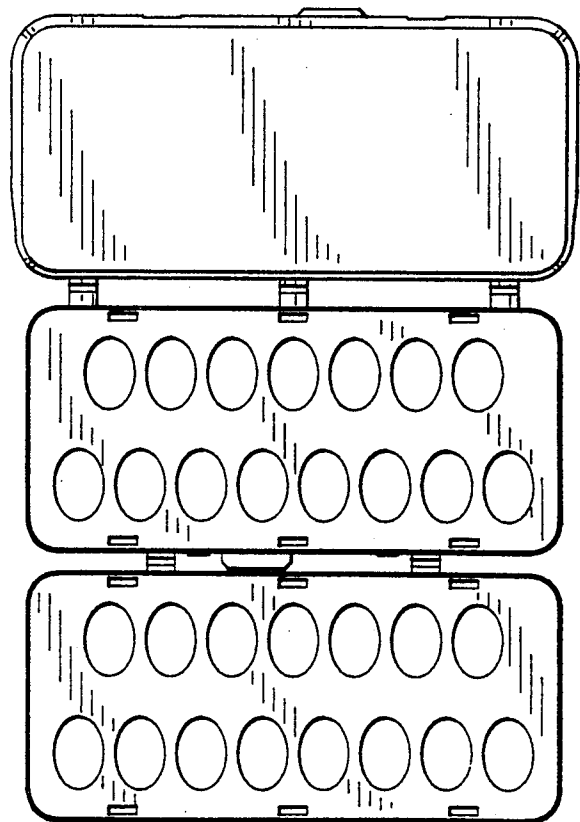
**FIG. 3**



**FIG. 4**



**FIG. 5**



**FIG. 6**

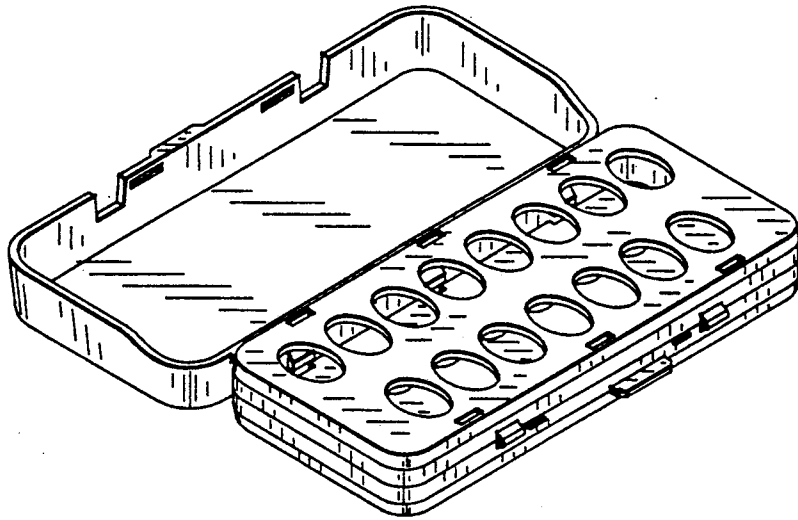


FIG. 7

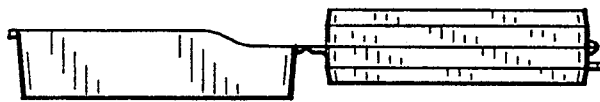


FIG. 8




FIG. 9

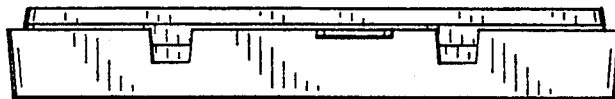
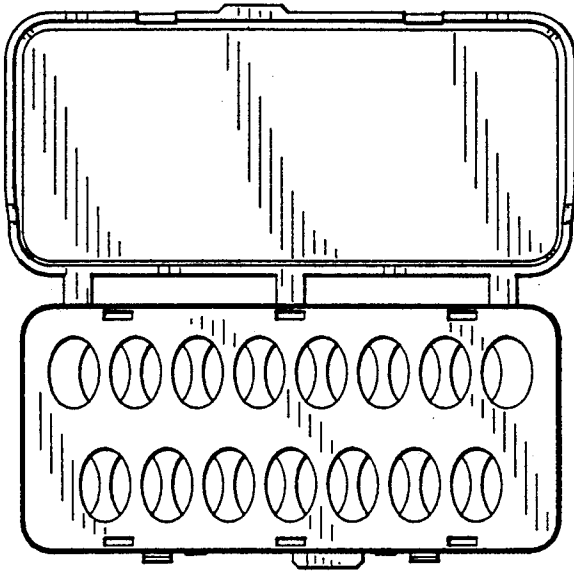
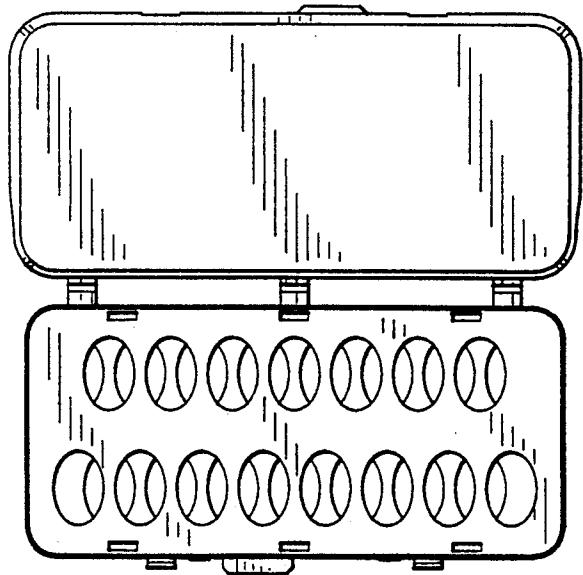


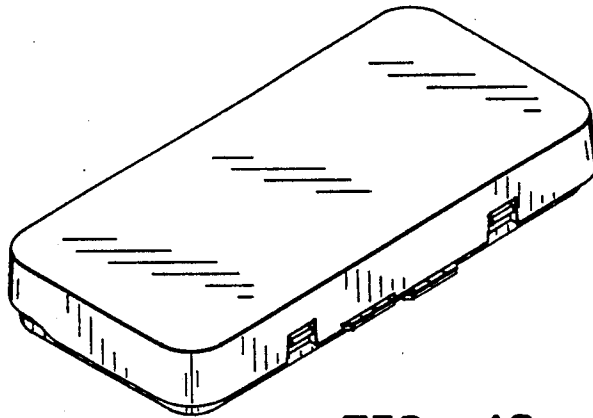
FIG. 10



**FIG. 11**



**FIG. 12**



**FIG. 13**



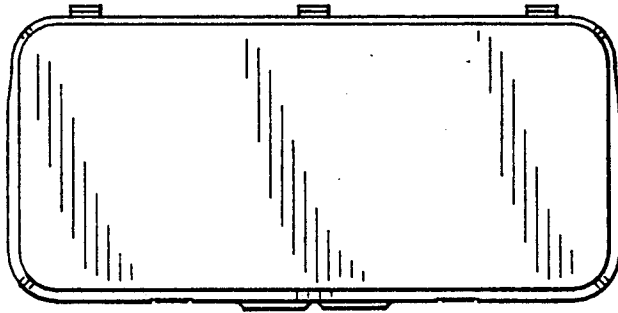
**FIG. 14**



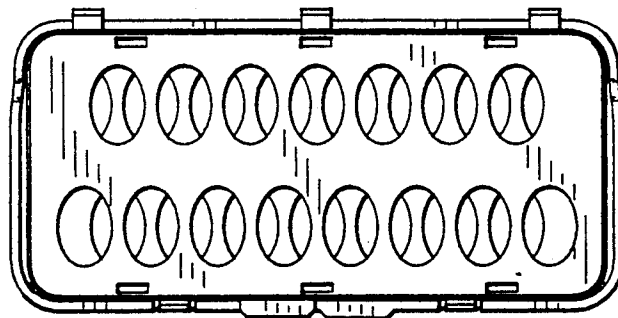
**FIG. 15**



**FIG. 16**



**FIG. 17**



**FIG. 18**