



US00D378237S

United States Patent [19]
McDonald

[11] **Patent Number: Des. 378,237**
[45] **Date of Patent: **Mar. 4, 1997**

[54] **IMITATION TUXEDO GARMENT**
[75] Inventor: **Thomas B. McDonald**, Skaneateles,
N.Y.
[73] Assignee: **Bright Ideas Group, Inc.**, Skaneateles,
N.Y.
[**] Term: **14 Years**

1,895,237 1/1933 Staw .
2,306,154 12/1942 Bryant 2/95
2,721,328 10/1955 Rosenbaum 2/95
3,628,192 12/1971 Artz 2/130
4,466,136 8/1984 Bottom et al. 2/115
4,694,511 9/1987 Estes et al. 2/69
4,933,991 6/1990 Love 2/125
5,299,323 4/1994 Schaefer et al. 2/227 X

FOREIGN PATENT DOCUMENTS

93/25114 12/1993 WIPO 2/69.5

[21] Appl. No.: **41,505**
[22] Filed: **Jul. 3, 1995**
[52] U.S. Cl. **D2/743**
[58] Field of Search D2/712-717, 719,
D2/738, 742, 743, 745, 746, 828, 829,
831, 836, 840, 841, 842, 844, 845, 849,
853, 857, 860, 861, 863, 864; 2/46, 60,
69, 69.5, 79, 84, 85, 93, 95, 102, 129, 227,
247

Primary Examiner—Doris Clark
Assistant Examiner—Monica A. Weingart
Attorney, Agent, or Firm—Trapani & Mollidrem

[57] **CLAIM**

The ornamental design for an imitation tuxedo garment, as shown and described.

DESCRIPTION

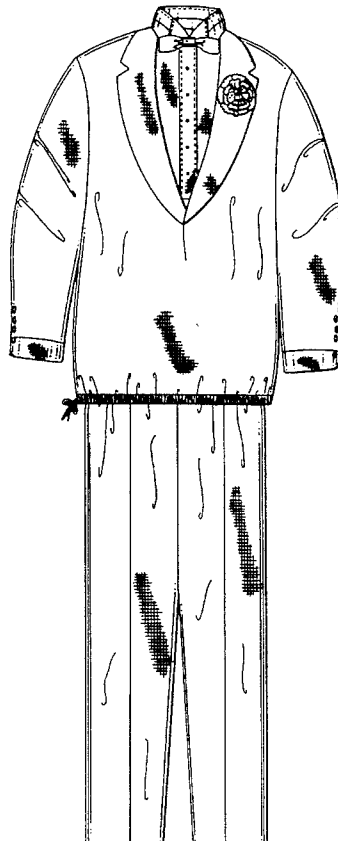
FIG. 1 is a front elevational view of an imitation tuxedo garment showing my new design, with a top portion thereof mated with a bottom portion thereof;
FIG. 2 is a front elevational view thereof with the top portion separated from the bottom portion;
FIG. 3 is a side elevational view thereof with the top portion separated from the bottom portion;
FIG. 4 is a rear elevational view thereof with the top portion separated from the bottom portion; and,
FIG. 5 is a side elevational view showing the opposite side of the imitation tuxedo garment shown in FIG. 3.

[56] **References Cited**

U.S. PATENT DOCUMENTS

D. 269,645 7/1983 Cameron D2/743
D. 281,637 12/1985 Stubrick D2/184
D. 316,473 4/1991 Weidman et al. D2/209
D. 364,493 11/1995 Williams D2/743 X
819,593 5/1906 Pine 2/129
1,126,817 2/1915 Meltsner 2/95
1,626,450 4/1927 Cannon 2/95
1,733,954 10/1929 Feigleson D2/840 X

1 Claim, 3 Drawing Sheets



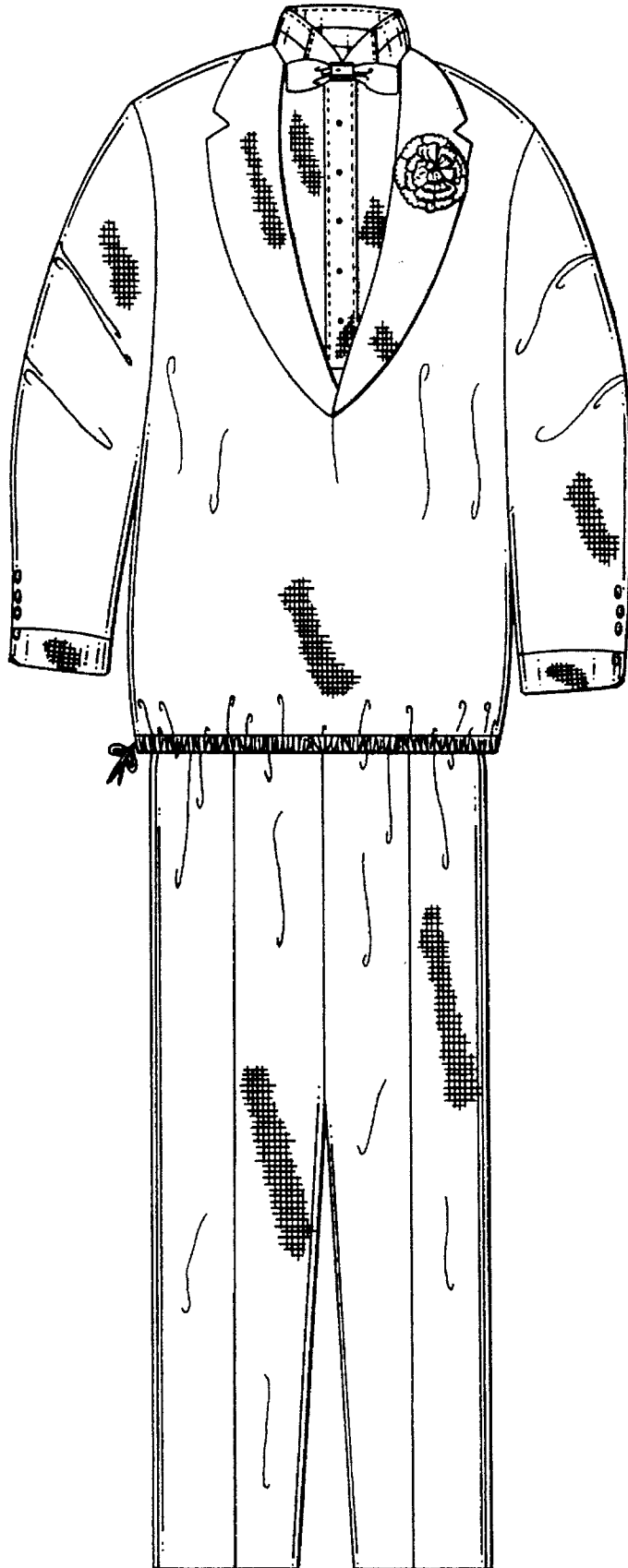
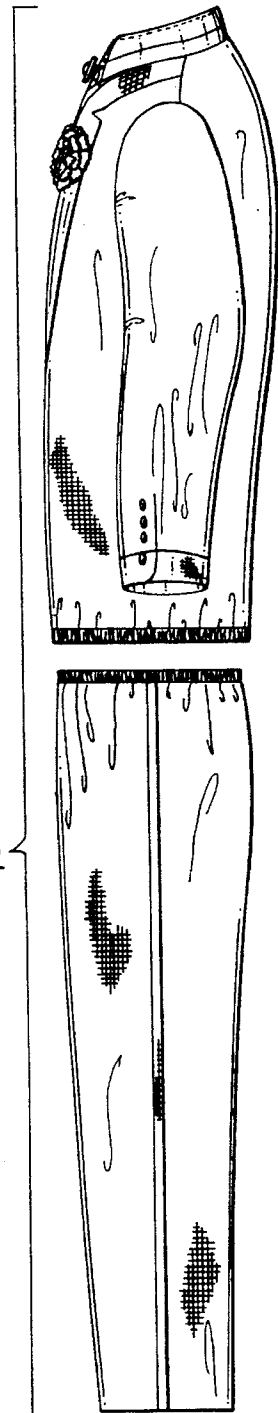
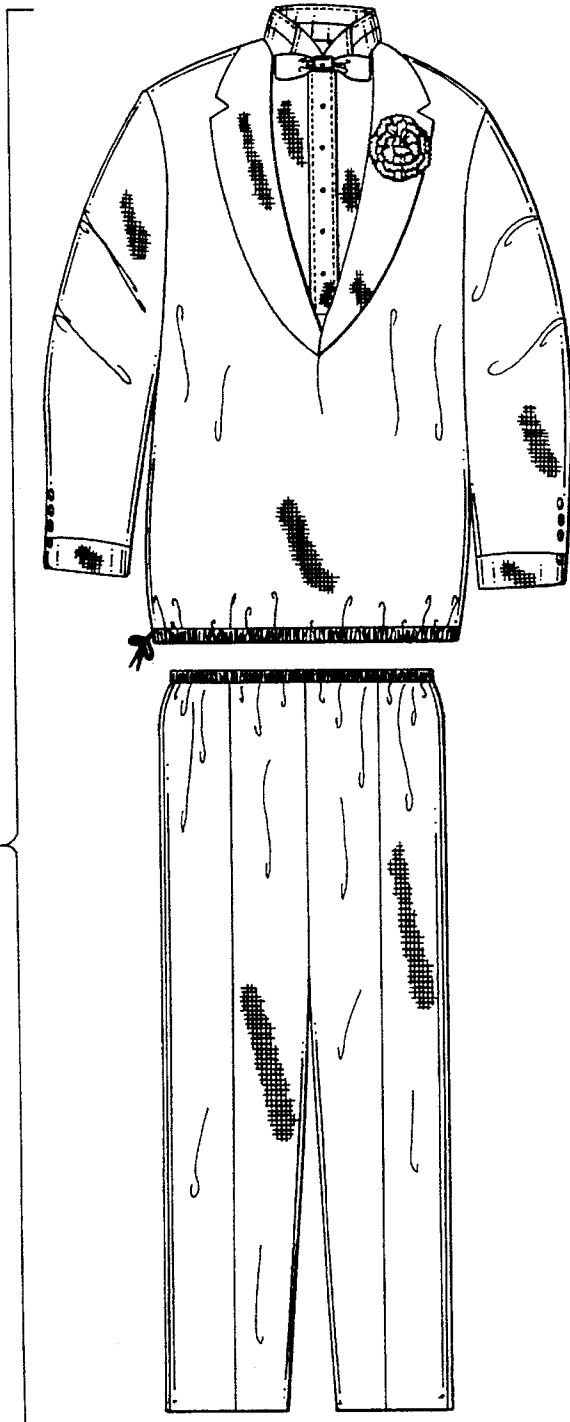


FIG. 1



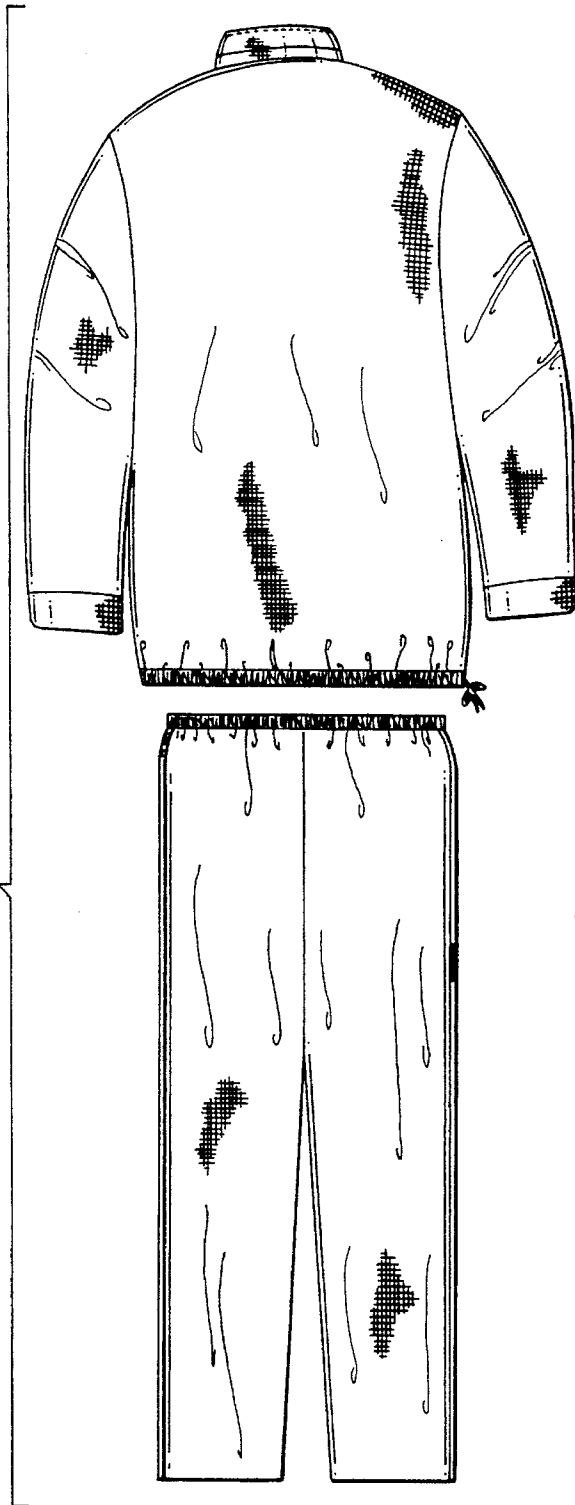


FIG. 4

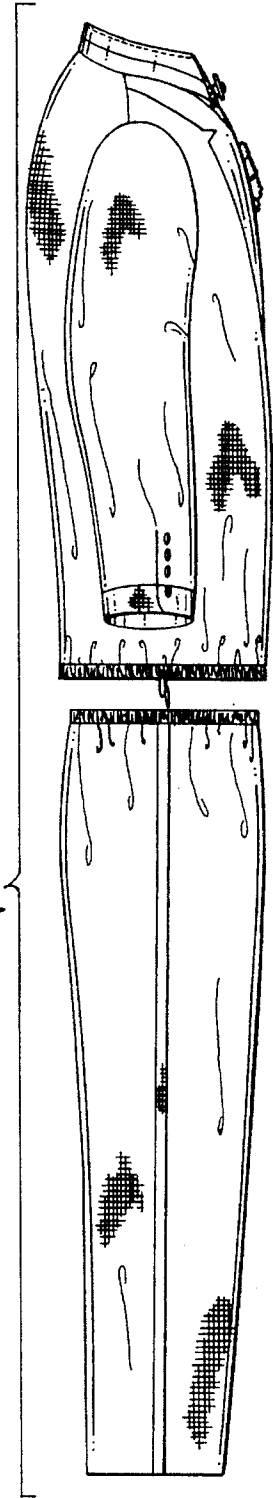


FIG. 5