



US00D531774S

(12) **United States Design Patent**  
**Grossi**

(10) **Patent No.:** **US D531,774 S**

(45) **Date of Patent:** **\*\* Nov. 7, 2006**

(54) **COMBINED TRAVEL STEAM IRON WITH BRUSH OR SIMILAR ARTICLE**

D416,655 S \* 11/1999 Lin ..... D32/70

\* cited by examiner

(75) Inventor: **Andrea Grossi**, Esanatoglia (IT)

*Primary Examiner*—Pamela J. Burgess  
(74) *Attorney, Agent, or Firm*—Armstrong, Kratz, Qunitos, Hanson & Brooks, LLP

(73) Assignee: **Euro Marketing 90 S.R.L.**, Esanatoglia (IT)

(57) **CLAIM**

(\*\*) Term: **14 Years**

I claim the ornamental design for a combined travel steam iron with brush or similar article, as shown and described.

(21) Appl. No.: **29/218,763**

**DESCRIPTION**

(22) Filed: **Dec. 7, 2004**

(51) **LOC (8) Cl.** ..... **07-05**

(52) **U.S. Cl.** ..... **D32/70; D32/71**

(58) **Field of Classification Search** ..... D32/68-72; 38/69, 77.1-77.9, 74-75, 77.81, 90-97; 219/245-248  
See application file for complete search history.

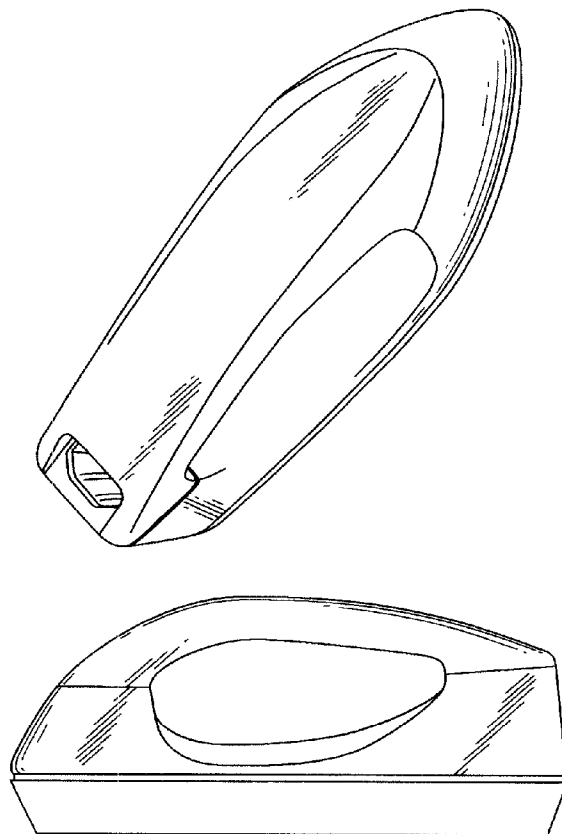
FIG. 1 is a top perspective view of a combined travel steam iron with brush or similar article, showing my new design; FIG. 2 is a left side elevational view thereof; FIG. 3 is a right side elevational view thereof; FIG. 4 is a top plan view thereof; FIG. 5 is a bottom plan view thereof; FIG. 6 is a front elevational view thereof; FIG. 7 is a rear elevational view thereof; FIG. 8 is a top plan view thereof, in an alternate position, with the handle pivotally turned outwardly; FIG. 9 is a top plan view thereof, with the handle removed for clarity of disclosure; FIG. 10 is a bottom plan view of the handle thereof, shown separately for clarity of disclosure; and, FIG. 11 is a bottom perspective view thereof, with a brush attached thereto.

(56) **References Cited**

**U.S. PATENT DOCUMENTS**

4,366,367	A	*	12/1982	Mazzucco	.....	392/335
D284,798	S	*	7/1986	Doyel	.....	D32/69
4,688,340	A	*	8/1987	Ostrelich	.....	38/90
D301,074	S	*	5/1989	Terraillon	.....	D32/70
D340,330	S	*	10/1993	Seguljic	.....	D32/70
D360,509	S	*	7/1995	Maeda et al.	.....	D32/70

**1 Claim, 4 Drawing Sheets**



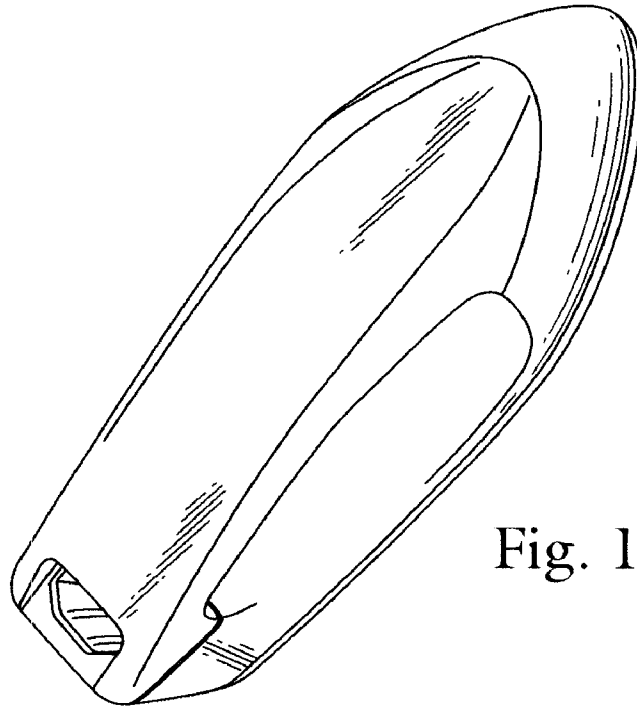


Fig. 1

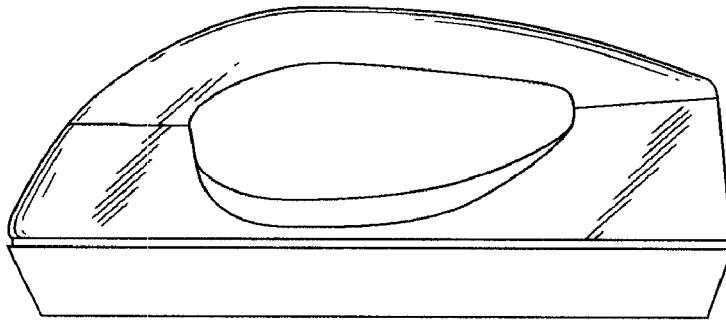
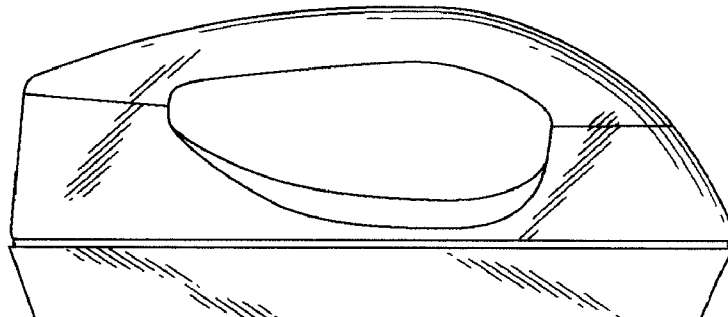


Fig. 2

Fig. 3



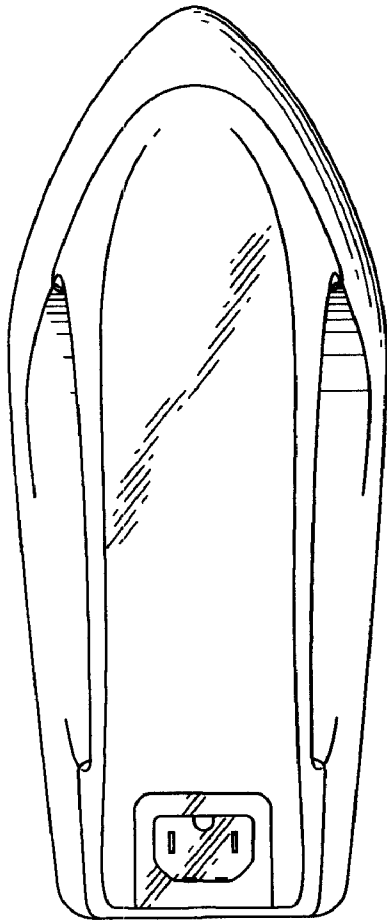


Fig. 4

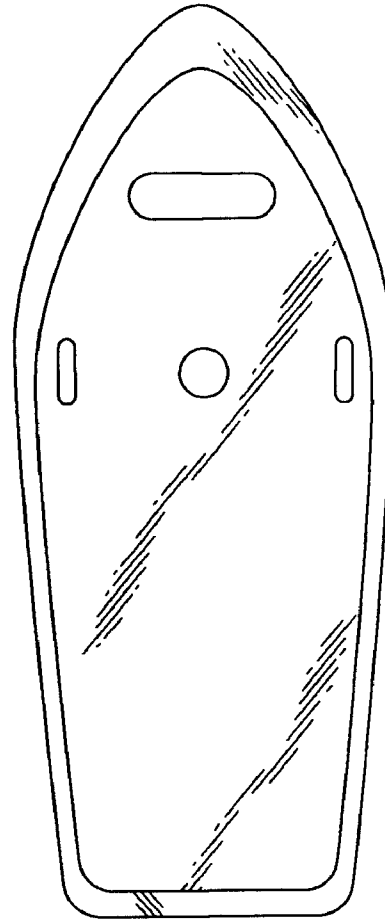


Fig. 5

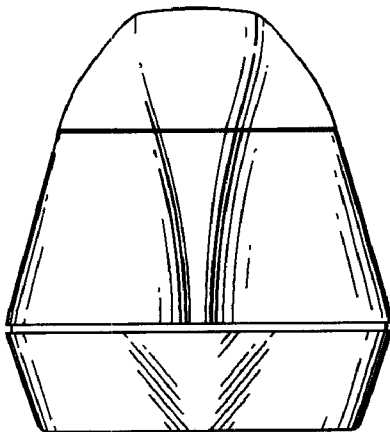


Fig. 6

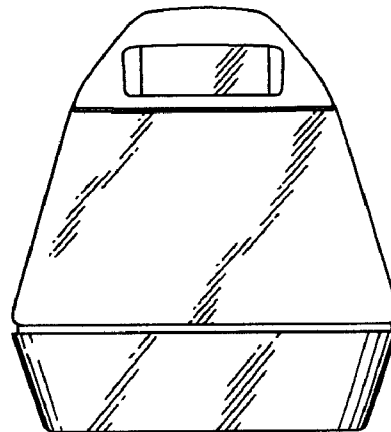


Fig. 7

Fig. 8

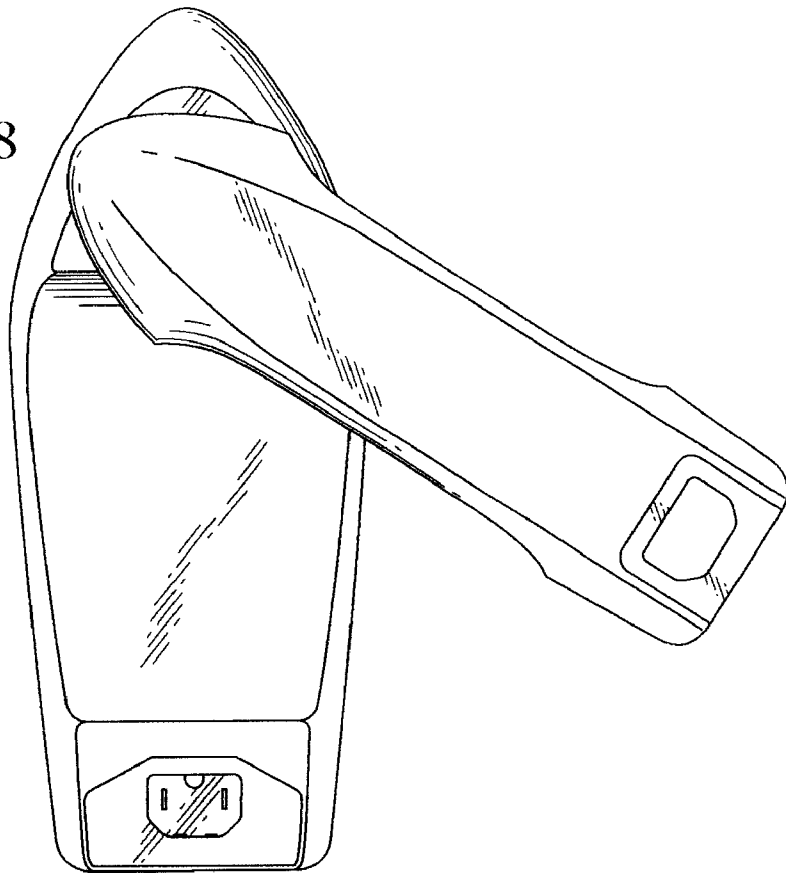


Fig. 9

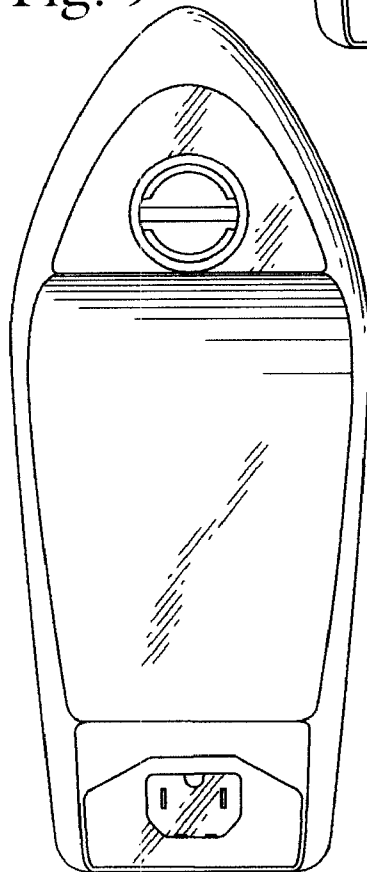
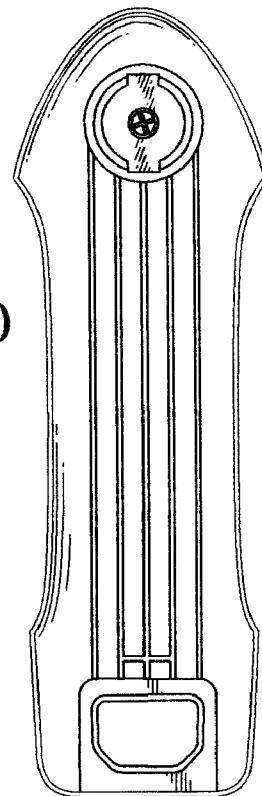


Fig. 10



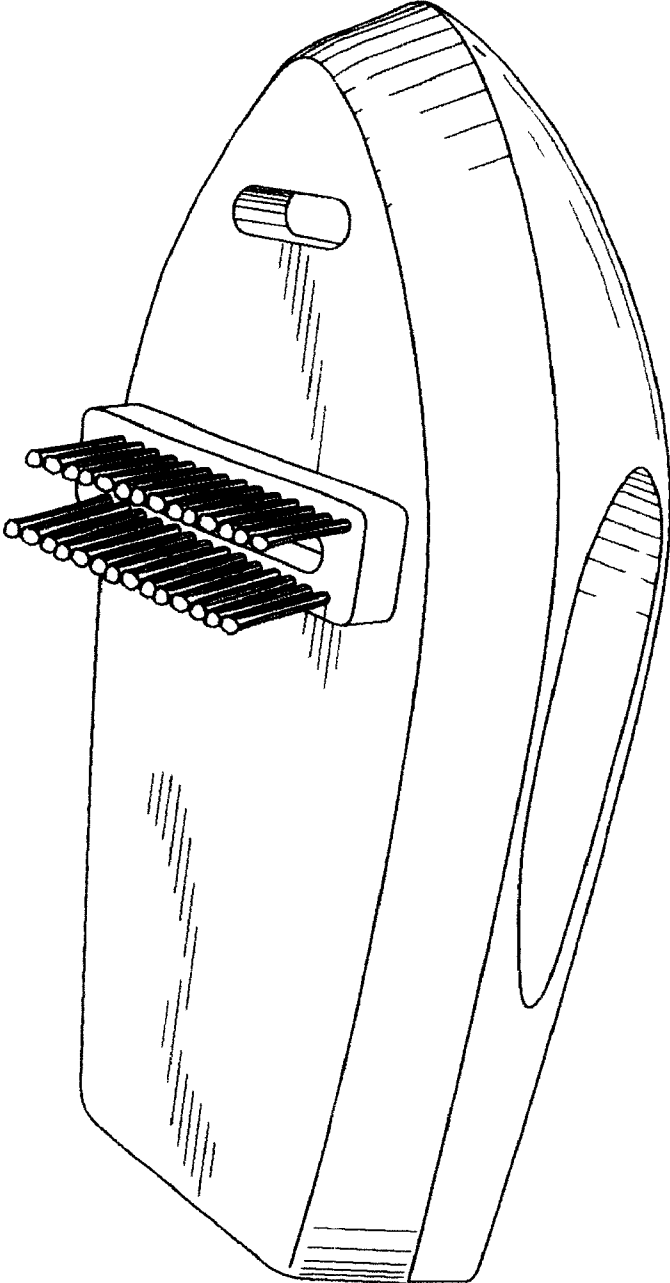


Fig. 11