



US00D898221S

(12) **United States Design Patent** (10) **Patent No.:** **US D898,221 S**
Chou et al. (45) **Date of Patent:** **** Oct. 6, 2020**

(54) **ASSAY PLATE**
(71) Applicant: **Essenlix Corporation**, Monmouth Junction, NJ (US)
(72) Inventors: **Stephen Y. Chou**, Princeton, NJ (US); **Wei Ding**, East Windsor, NJ (US); **Ji Qi**, Hillsborough, NJ (US); **Hua Tan**, Princeton Junction, NJ (US)
(73) Assignee: **ESSENLIX CORPORATION**, Monmouth Junction, NJ (US)

6,869,570 B2 3/2005 Wardlaw
6,929,953 B1 8/2005 Wardlaw
D528,215 S * 9/2006 Malsater D24/216
D596,753 S * 7/2009 LaStella D24/216
D598,121 S * 8/2009 LaStella D24/216
7,731,901 B2 6/2010 Wardlaw
7,850,916 B2 12/2010 Wardlaw
7,903,241 B2 3/2011 Wardlaw et al.
7,929,121 B2 4/2011 Wardlaw et al.
7,929,122 B2 4/2011 Wardlaw et al.
7,995,194 B2 8/2011 Wardlaw et al.

(Continued)

(**) Term: **15 Years**
(21) Appl. No.: **29/670,369**

GB 3010741 * 2/2003
WO 2017027643 2/2018

(Continued)

FOREIGN PATENT DOCUMENTS

(22) Filed: **Nov. 15, 2018**
(51) **LOC (12) Cl.** **24-02**
(52) **U.S. Cl.**
USPC **D24/225**
(58) **Field of Classification Search**
USPC D24/216, 223–227, 229–232; D9/537, D9/545, 549; D3/203.1, 203.2
CPC B01L 3/5023
See application file for complete search history.

OTHER PUBLICATIONS

Essenlix Developed the World’s Smallest, Simplest, and Lowest-Cost Blood Count Device. Online, published date unknown. Retrieved on Jan. 17, 2020 from URL: <http://www.essenlix.com/video.php>.*

Primary Examiner — Susan Bennett Hattan
Assistant Examiner — Omeed Agilee

(56) **References Cited**

(57) **CLAIM**

The ornamental design for an assay plate, as shown and described.

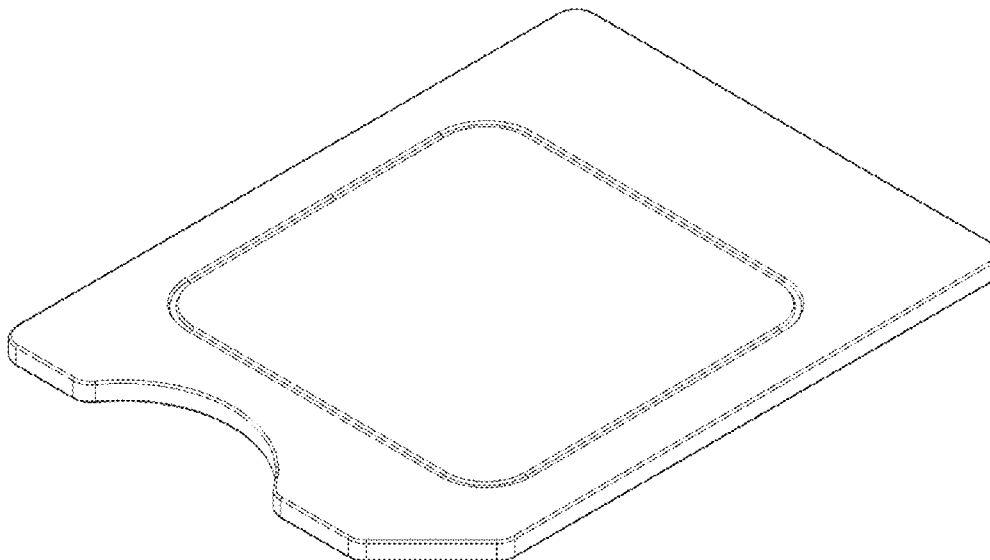
U.S. PATENT DOCUMENTS

D305,960 S * 2/1990 Wolff D24/232
D325,518 S * 4/1992 Matkovich D24/107
5,321,975 A 6/1994 Wardlaw et al.
D383,215 S * 9/1997 Levy D19/26
D389,587 S * 1/1998 Orell Porrazzo D24/225
5,948,686 A 9/1999 Wardlaw
6,017,767 A 1/2000 Chandler
6,022,734 A 2/2000 Wardlaw
D438,311 S * 2/2001 Yamanishi D24/216
6,235,536 B1 5/2001 Wardlaw
6,350,613 B1 2/2002 Wardlaw et al.
6,723,290 B1 4/2004 Wardlaw
6,866,823 B2 3/2005 Wardlaw

DESCRIPTION

FIG. 1 shows a perspective view of an assay plate.
FIG. 2 shows a top view thereof.
FIG. 3 shows a bottom view thereof.
FIG. 4 shows a front view thereof.
FIG. 5 shows a rear view thereof.
FIG. 6 shows a right side view thereof; and,
FIG. 7 shows a left side thereof.

1 Claim, 5 Drawing Sheets



US D898,221 S

(56)

References Cited

U.S. PATENT DOCUMENTS

8,045,165	B2	10/2011	Wardlaw et al.	
8,077,296	B2	12/2011	Wardlaw et al.	
8,158,434	B2	4/2012	Wardlaw	
8,221,985	B2	7/2012	Wardlaw et al.	
8,241,572	B2	8/2012	Wardlaw	
8,310,658	B2	11/2012	Wardlaw et al.	
8,310,659	B2	11/2012	Wardlaw et al.	
8,319,954	B2	11/2012	Wardlaw et al.	
8,326,008	B2	12/2012	Lalpuria et al.	
8,367,012	B2	2/2013	Wardlaw	
8,467,063	B2	6/2013	Wardlaw et al.	
D691,057	S *	10/2013	Akers, Jr.	D10/81
8,569,076	B2	10/2013	Wardlaw et al.	
8,638,427	B2	1/2014	Wardlaw et al.	
D699,369	S *	2/2014	Fonseca	D24/224
8,842,264	B2	9/2014	Wardlaw et al.	
8,885,154	B2	11/2014	Wardlaw et al.	
8,974,732	B2	3/2015	Lalpuria et al.	
9,084,995	B2	7/2015	Wardlaw	
9,199,233	B2	12/2015	Wardlaw	
9,274,094	B2	3/2016	Wardlaw et al.	
9,322,835	B2	4/2016	Wardlaw	
D800,336	S *	10/2017	Chang	D24/224
D803,416	S *	11/2017	Leaver	D24/224
D806,890	S *	1/2018	Williams	D24/216
D834,200	S *	11/2018	Bates	D24/186

2006/0246598	A1	11/2006	Dai et al.	
2013/0344616	A1*	12/2013	Triva	B01L 3/5023 436/174
2018/0156775	A1	6/2018	Chou et al.	
2018/0157058	A1	6/2018	Chou et al.	
2018/0202903	A1	7/2018	Chou et al.	
2018/0246089	A1	8/2018	Chou et al.	

FOREIGN PATENT DOCUMENTS

WO	2017048871	3/2018
WO	2018107105	6/2018
WO	2018119318	6/2018
WO	2018148342	8/2018
WO	2018148469	8/2018
WO	2018148470	8/2018
WO	2018148471	8/2018
WO	2018148606	8/2018
WO	2018148607	8/2018
WO	2018148609	8/2018
WO	2018148729	8/2018
WO	2018148764	8/2018
WO	2018152005	8/2018
WO	2018152351	8/2018
WO	2018152421	8/2018
WO	2018152422	8/2018
WO	2018195528	10/2018

* cited by examiner

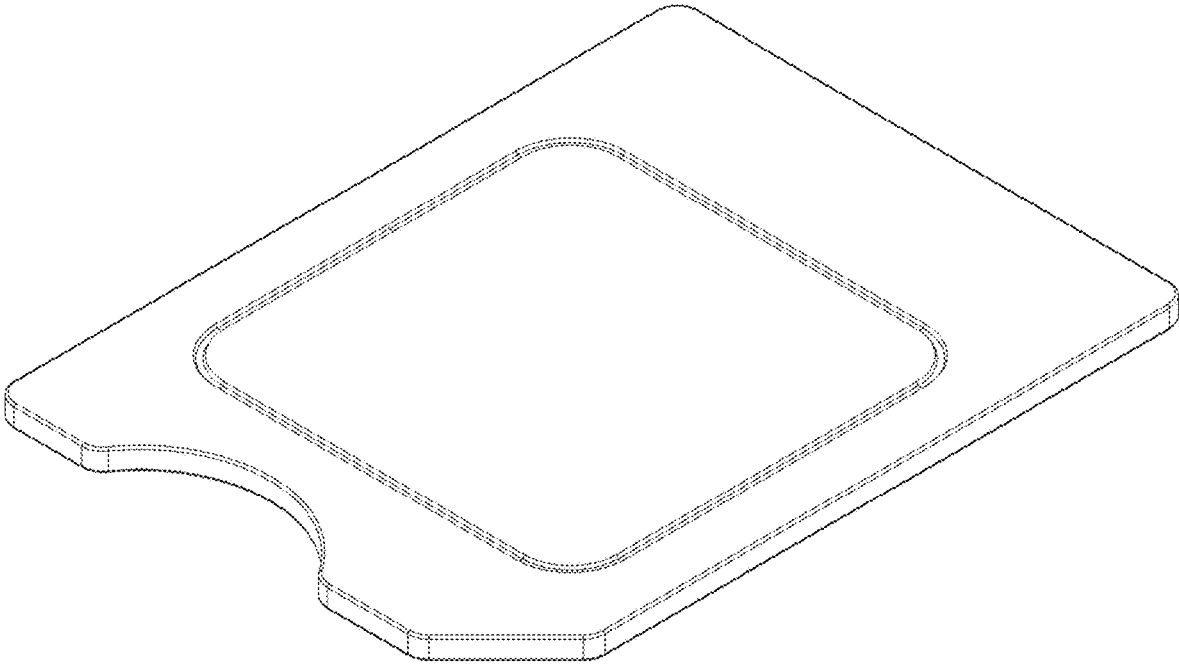


FIG. 1

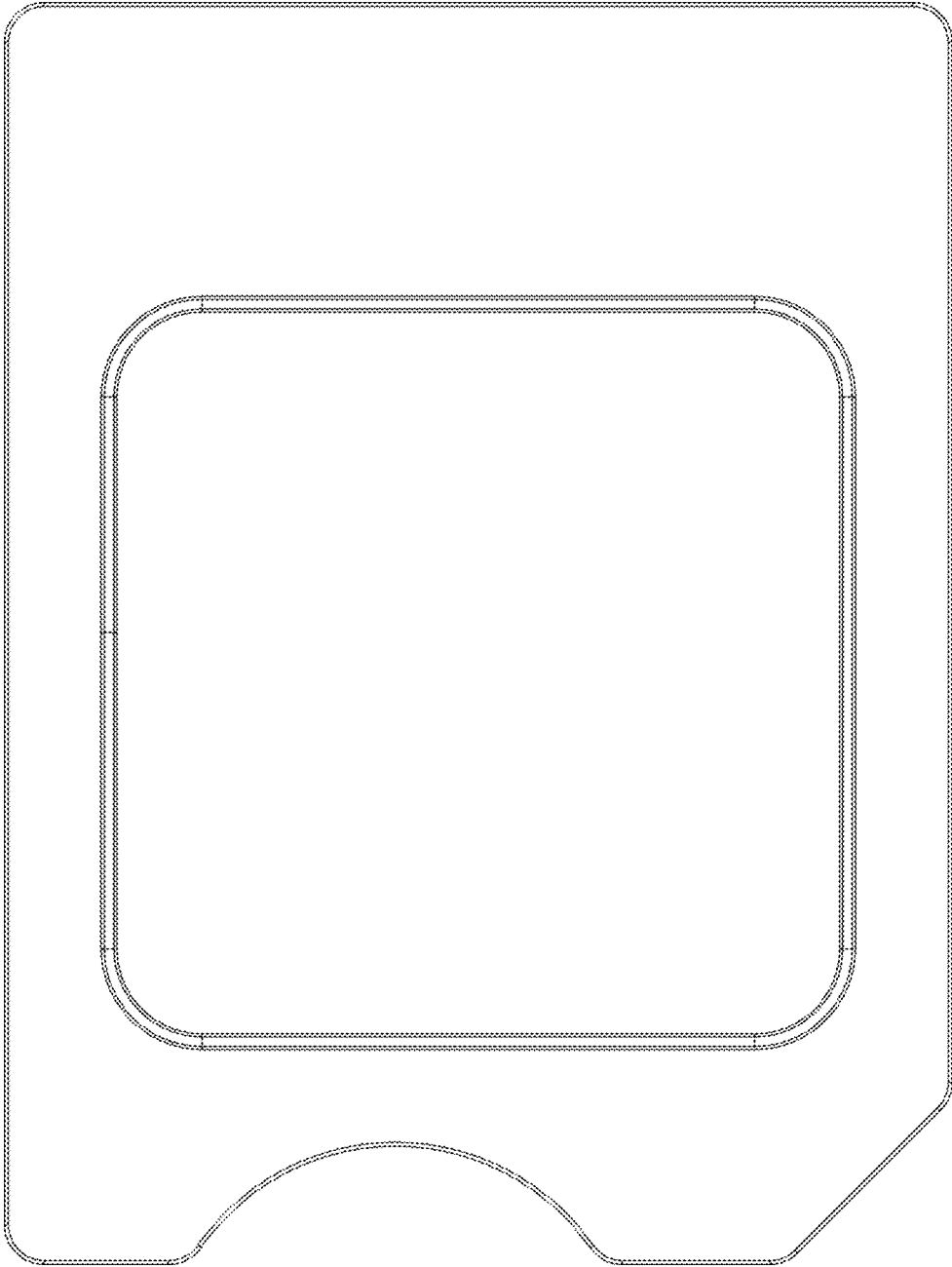


FIG. 2




FIG. 3



FIG. 4



FIG. 5



FIG. 6



FIG. 7