



US00D768985S

(12) **United States Design Patent** (10) **Patent No.:** **US D768,985 S**
Morszeck (45) **Date of Patent:** **** Oct. 18, 2016**

(54) **SUITCASE**
(71) Applicant: **RIMOWA GmbH**, Cologne (DE)
(72) Inventor: **Dieter Morszeck**, Cologne (DE)
(73) Assignee: **RIMOWA GmbH**, Cologne (DE)
(**) Term: **14 Years**
(21) Appl. No.: **29/520,746**
(22) Filed: **Mar. 17, 2015**

(30) **Foreign Application Priority Data**

Sep. 17, 2014 (EP) 002539684
Dec. 19, 2014 (EP) 002601609

(51) **LOC (10) Cl.** **03-01**
(52) **U.S. Cl.**
USPC **D3/279; D3/281; D3/294**
(58) **Field of Classification Search**
USPC D3/273, 276, 279, 281, 282, 284, 289,
D3/294, 301, 902, 900, 905
CPC A45C 5/00; A45C 5/03; A45C 2005/037;
A45C 5/14; A45C 7/0027; A45C 7/0018
See application file for complete search history.

(56) **References Cited**

U.S. PATENT DOCUMENTS

5,660,476 A * 8/1997 DeCoster A45C 13/385
190/108
D463,910 S * 10/2002 Tchan D3/279
D563,101 S * 3/2008 Kuchler D3/279
D632,077 S * 2/2011 Yoder D3/279
D640,054 S * 6/2011 Custer D3/274

D644,435 S * 9/2011 Weng D3/279
D663,119 S * 7/2012 Wright D3/274
D666,000 S * 8/2012 Gifford D3/279
D675,018 S * 1/2013 Roberts D3/279
D710,610 S * 8/2014 Sijmons D3/279
D711,104 S * 8/2014 Lai D3/279
D711,649 S * 8/2014 Chen D3/279
D720,928 S * 1/2015 Roncato D3/279
D722,771 S * 2/2015 Wu D3/279
D732,823 S * 6/2015 Baron D3/276
D740,558 S * 10/2015 Liao D3/279
2006/0260893 A1 * 11/2006 Drew A45C 5/14
190/108
2013/0333996 A1 * 12/2013 Selvi A45C 5/14
190/18 A
2016/0051022 A1 * 2/2016 Morszeck A45C 5/02
190/18 A

* cited by examiner

Primary Examiner — Jennifer Rivard

Assistant Examiner — April Rivas

(74) *Attorney, Agent, or Firm* — Maier & Maier, PLLC


(57) **CLAIM**

The ornamental design for a suitcase, as shown and described.

DESCRIPTION

FIG. 1 is a front right perspective view of a suitcase, showing my new design;
FIG. 2 is a front view thereof;
FIG. 3 is a rear view thereof;
FIG. 4 is a right side view thereof;
FIG. 5 is a left side view thereof;
FIG. 6 is a top view thereof; and,
FIG. 7 is a bottom view thereof.

1 Claim, 6 Drawing Sheets






Fig. 1



Fig. 2




Fig. 3

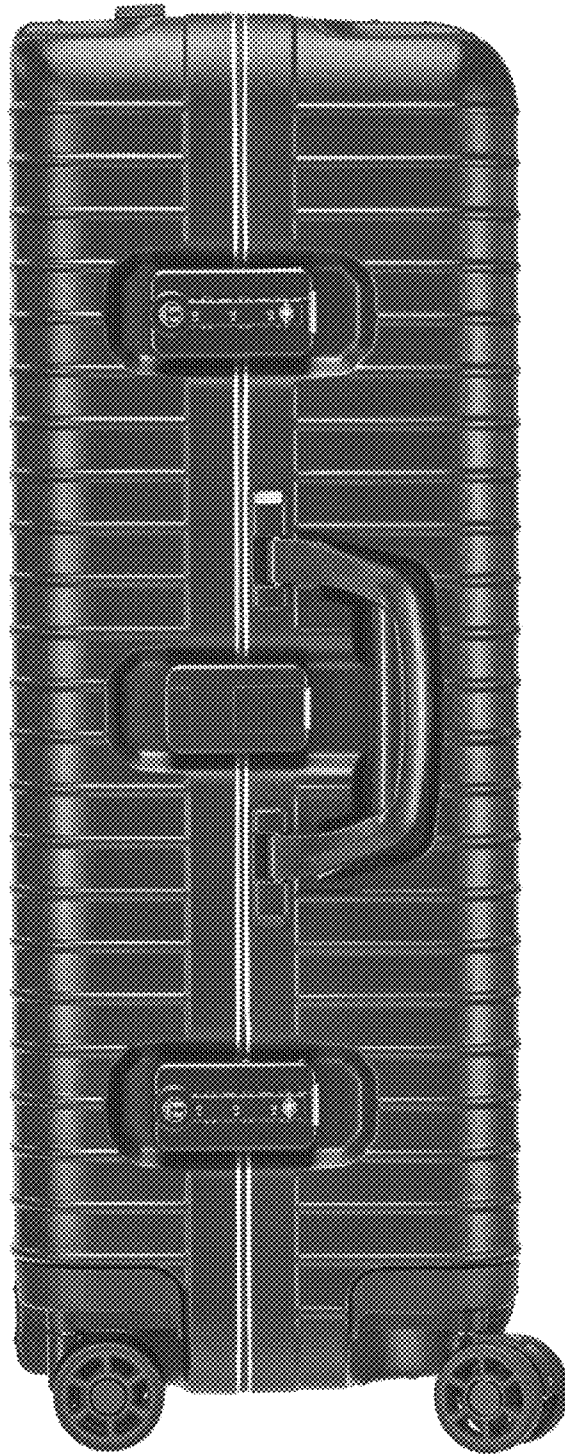


Fig. 4




Fig. 5



Fig. 6




Fig. 7