

[54] **CAN OR THE LIKE**

[75] **Inventor: Thomas N. Gaunt, Leeds, England**

[73] **Assignee: Plastona (John Waddington) Limited, Leeds, England**

[\*\*] **Term: 14 Years**

[21] **Appl. No.: 212,489**

[22] **Filed: Dec. 3, 1980**

[30] **Foreign Application Priority Data**

Jun. 12, 1980 [GB] United Kingdom ..... 80955282

[51] **Int. Cl. .... D9-01**

[52] **U.S. Cl. .... D9/370; D9/355**

[58] **Field of Search .... 220/1 BC, 66-70; 215/1 R, 1 C; D9/349, 355, 370, 390, 399**

[56] **References Cited**

**U.S. PATENT DOCUMENTS**

D. 257,463	10/1980	Campbell et al. ....	D9/370
3,272,383	9/1966	Harvey .....	D9/355 X
3,409,167	11/1968	Blanchard .....	D9/370 X
3,598,270	8/1971	Adomaitis et al. ....	D9/370 X
4,313,545	2/1982	Maeda .....	220/1 BC
4,318,489	3/1982	Snyder et al. ....	215/1 C


*Primary Examiner*—Robert C. Spangler  
*Attorney, Agent, or Firm*—Trexler, Bushnell & Wolters, Ltd.

[57] **CLAIM**

The ornamental design for a can or the like, as shown and described.

**DESCRIPTION**

FIG. 1 is a side elevational view of a can or the like showing my new design;  
FIG. 2 is a side elevational view;  
FIG. 3 is a top plan view;  
FIG. 4 is a bottom plan view; and  
FIG. 5 is an enlarged cross-sectional view taken on the line 5-5 of FIG. 1.



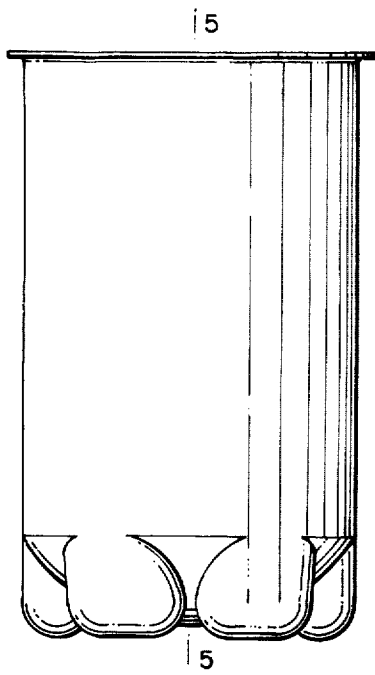


FIG. 1

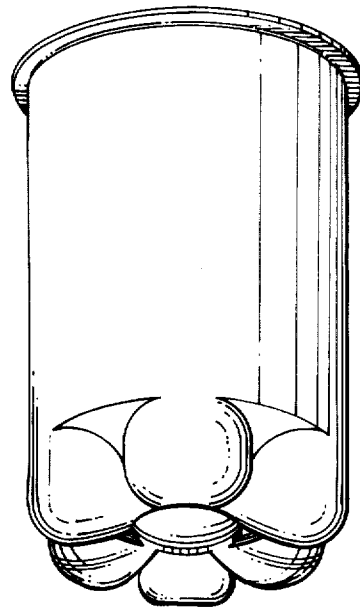


FIG. 2




FIG. 3




FIG. 4

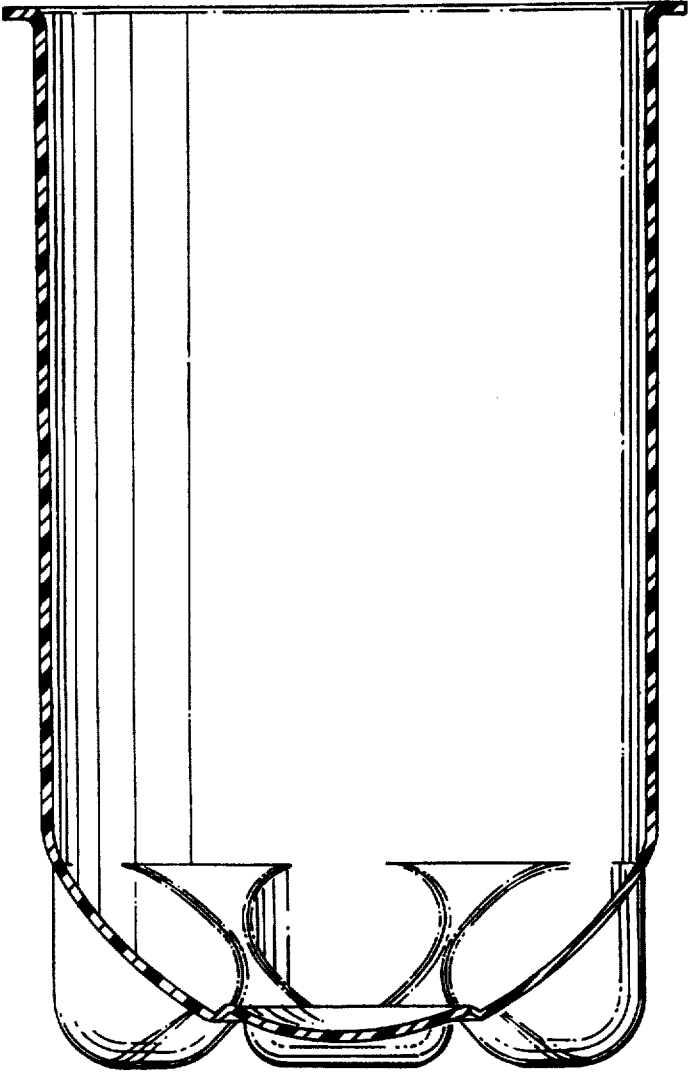


FIG. 5