



US00D377821S

**United States Patent** [19]  
**Kuan**

[11] **Patent Number:** **Des. 377,821**  
[45] **Date of Patent:** **\*\*Feb. 4, 1997**

[54] **FLOAT**

D. 334,912 4/1993 Harman ..... D12/316

[76] **Inventor:** **Frank C. Kuan**, 4 Fl., 57, Fu Hsing N. Rd., Taipei, Taiwan

*Primary Examiner*—Kay H. Chin  
*Attorney, Agent, or Firm*—Bacon & Thomas

[\*\*] **Term:** **14 Years**

[57] **CLAIM**

The ornamental design for a float, as shown and described.

[21] **Appl. No.:** **54,706**

[22] **Filed:** **May 20, 1996**

**DESCRIPTION**

[52] **U.S. Cl.** ..... **D21/237**

FIG. 1 is a top perspective view of a float showing my new design;

[58] **Field of Search** ..... D21/236, 237,  
D21/238; D12/300, 307, 316; 441/131,  
40, 26

FIG. 2 is a front elevation thereof;

FIG. 3 is a rear elevation view thereof;

FIG. 4 is a left side elevation view thereof;

FIG. 5 is a right side elevation view thereof;

FIG. 6 is a top plan view thereof; and,

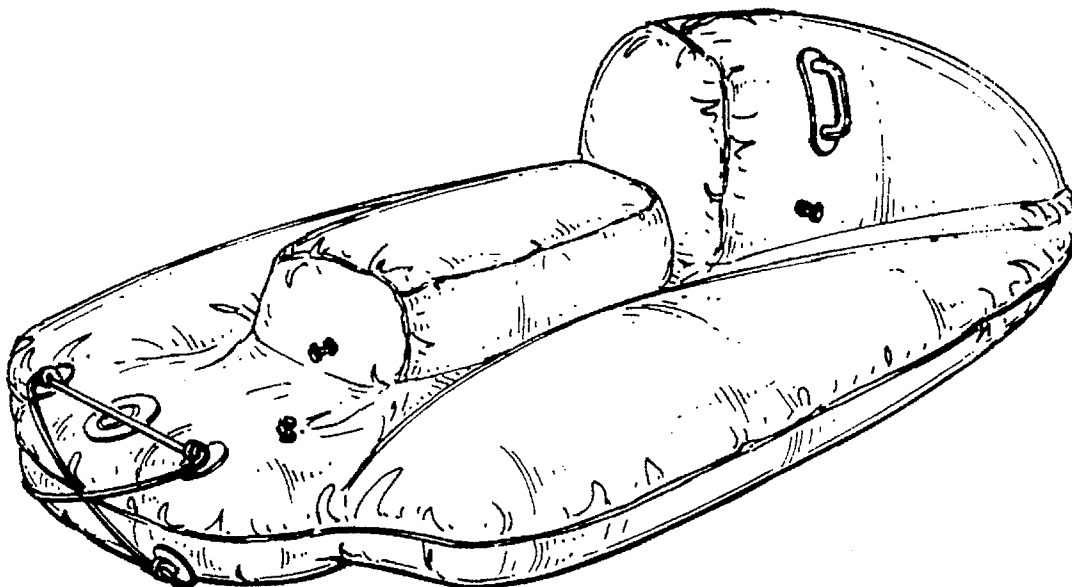
FIG. 7 is a bottom plan view thereof.

[56] **References Cited**

**U.S. PATENT DOCUMENTS**

|            |        |       |       |         |
|------------|--------|-------|-------|---------|
| D. 301,322 | 5/1989 | Lee   | ..... | D12/316 |
| D. 308,402 | 6/1990 | Chang | ..... | D12/316 |
| D. 308,712 | 6/1990 | Chang | ..... | D12/316 |

**1 Claim, 4 Drawing Sheets**



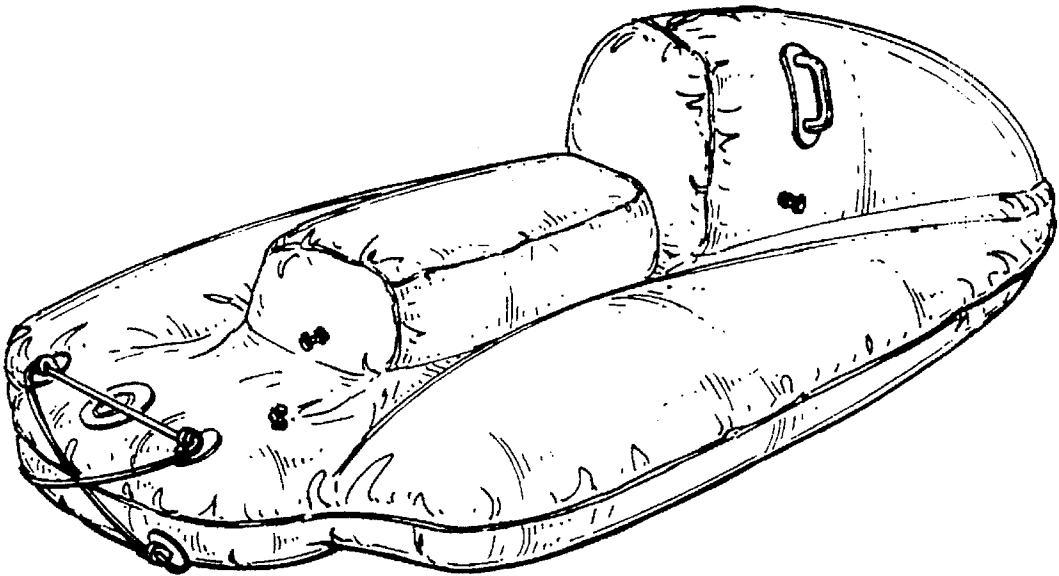


FIG. 1

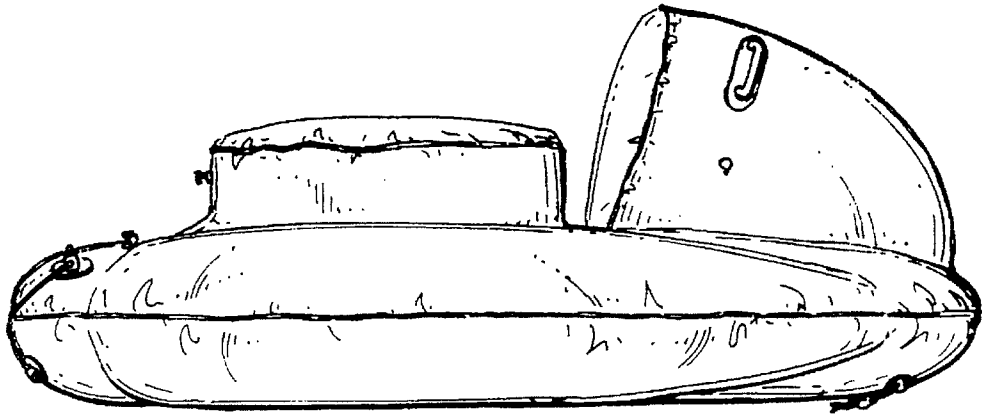


FIG. 2

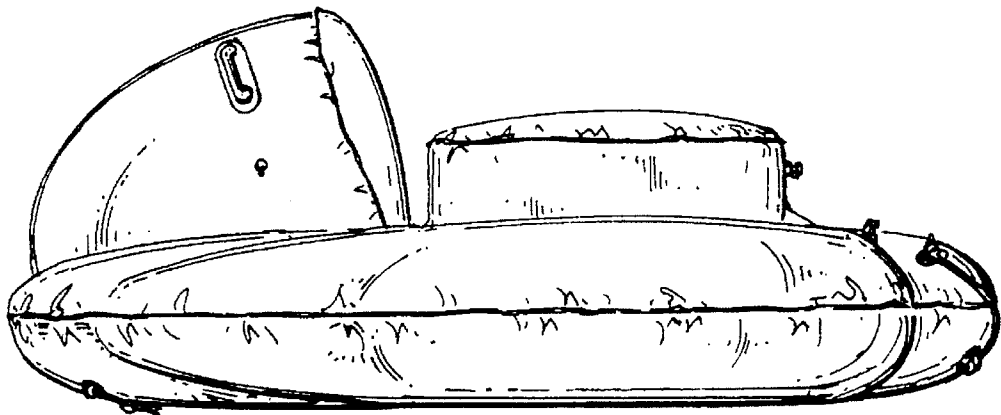


FIG. 3




FIG. 4

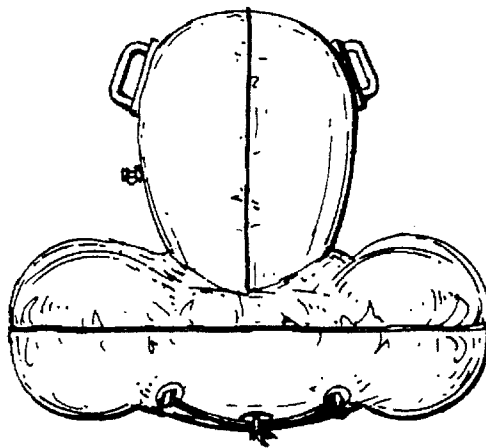


FIG. 5

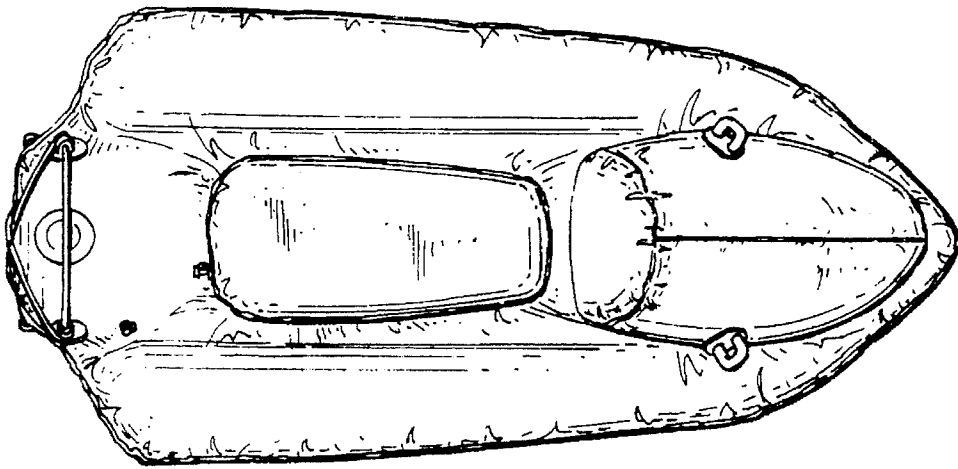


FIG. 6

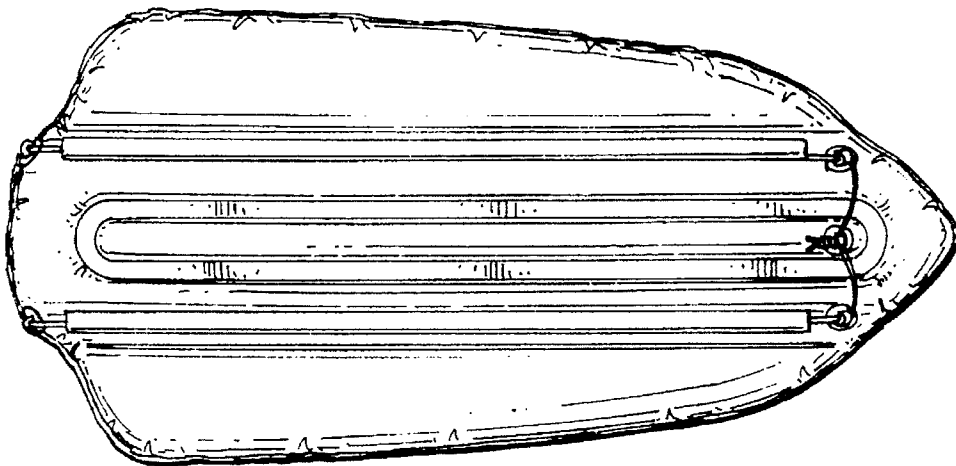


FIG. 7