



US00D782842S

(12) **United States Design Patent** (10) **Patent No.:** **US D782,842 S**  
**Morand et al.** (45) **Date of Patent:** **\*\* Apr. 4, 2017**

- (54) **TISSUE DISPENSER** 5,645,244 A \* 7/1997 Moody ..... A47K 10/3809  
242/422.5
- (71) Applicant: **CASCADES CANADA ULC,** 6,364,245 B1 \* 4/2002 Paal ..... A47K 10/3836  
Montreal (CA) 225/38
- (72) Inventors: **Michel Morand,** Verdun (CA); **Hugo** D605,444 S \* 12/2009 Marietta-Tondin ..... D6/523  
**Moerman Rousseau,** Saint-Jean-sur-Richelieu (CA) D654,740 S \* 2/2012 Cheng ..... D6/520  
D727,058 S 4/2015 Morand  
2007/0290094 A1 \* 12/2007 Anderson ..... A47K 10/3836  
242/594
- (73) Assignee: **CASCADES CANADA ULC,** 2010/0206979 A1 \* 8/2010 Collins ..... A47K 10/3687  
Montreal (CA) 242/560
- (\*\*) Term: **15 Years** 2012/0248136 A1 \* 10/2012 Meyers ..... A61L 2/22  
221/96
- (21) Appl. No.: **29/561,831** 2014/0103133 A1 \* 4/2014 Muderlak ..... A47K 10/34  
239/6
- (22) Filed: **Apr. 20, 2016** 2015/0076277 A1 \* 3/2015 Elliott ..... A47K 10/3836  
242/560

\* cited by examiner

*Primary Examiner* — David Muller  
*Assistant Examiner* — Nathan Johnston  
(74) *Attorney, Agent, or Firm* — Marshall, Gerstein & Borun LLP

- (51) **LOC (10) Cl.** ..... **20-02**
  - (52) **U.S. Cl.**
  - USPC ..... **D6/520; D6/523**
  - (58) **Field of Classification Search**
  - USPC ..... D6/515, 518-523; D3/201; 206/389,  
206/391, 407, 409; 312/34.1, 34.8;  
211/16, 85.5, 59.2; 221/92, 97, 185, 282,  
221/284; 242/159, 160.2, 550, 560, 590,  
242/594, 59, 588, 598, 598.3, 598.65
  - CPC ..... A47K 10/3836; A47K 2010/3253; A47K  
2010/3206
- See application file for complete search history.

(57) **CLAIM**

The ornamental design for a tissue dispenser, as shown and described.

**DESCRIPTION**

FIG. 1 is a perspective view of a tissue dispenser showing our new design;  
FIG. 2 is a front elevation view thereof;  
FIG. 3 is a right-side elevation view thereof, the left-side elevation view being a mirror image;  
FIG. 4 is a top plan view thereof; and,  
FIG. 5 is a bottom plan view thereof.  
The portions shown in broken lines do not form part of the claimed design.

**1 Claim, 5 Drawing Sheets**

(56) **References Cited**

U.S. PATENT DOCUMENTS

- D307,845 S \* 5/1990 Omdoll ..... D6/520
- D335,410 S \* 5/1993 Abel ..... D6/520
- 5,265,816 A \* 11/1993 Collins ..... A47K 10/3836  
242/560
- D351,520 S \* 10/1994 Frazier ..... D6/523
- D356,707 S 3/1995 Morand
- D357,150 S 4/1995 Morand

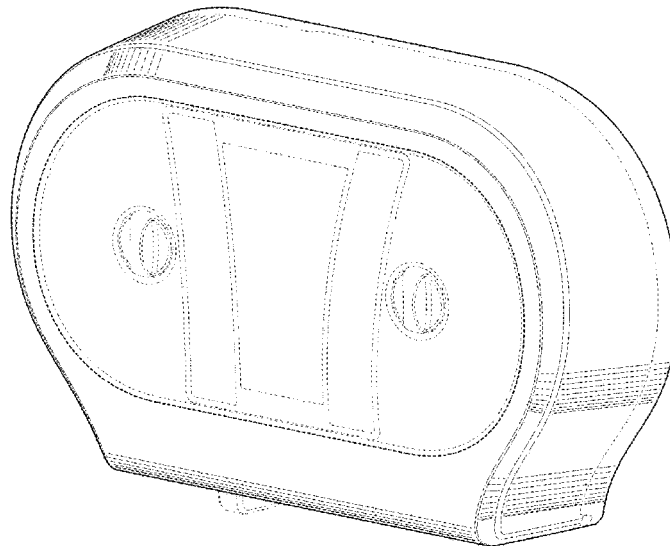




FIG. 1

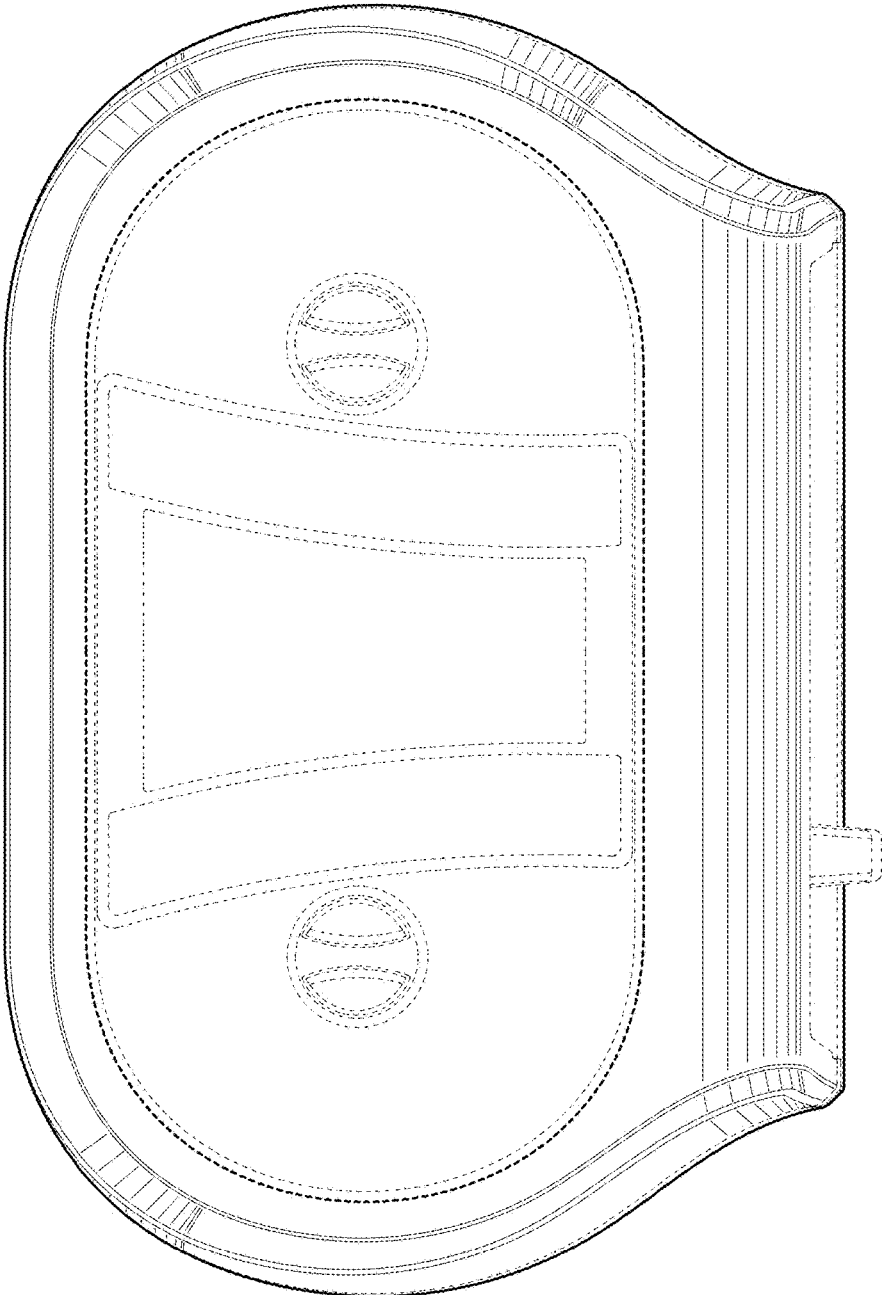


FIG. 2

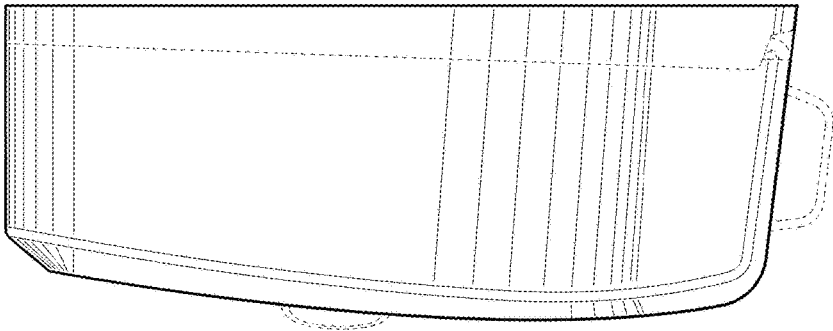


FIG. 3

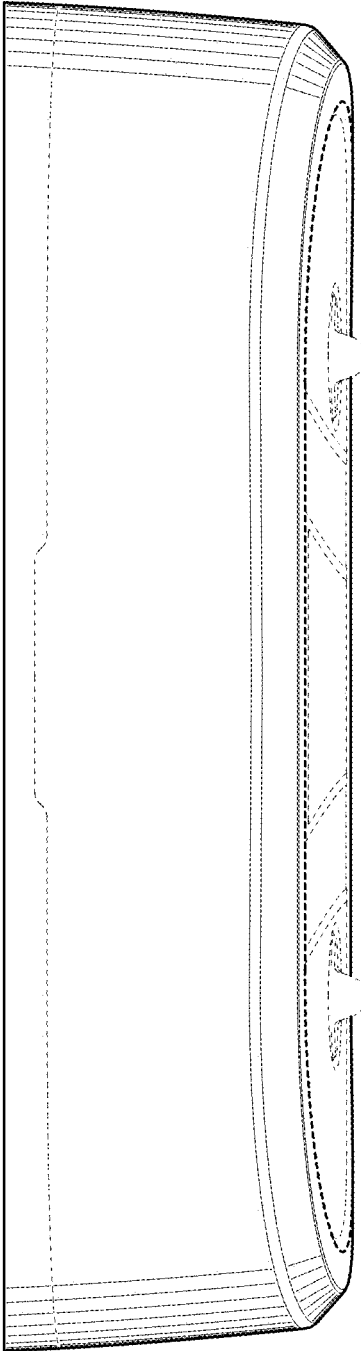


FIG. 4

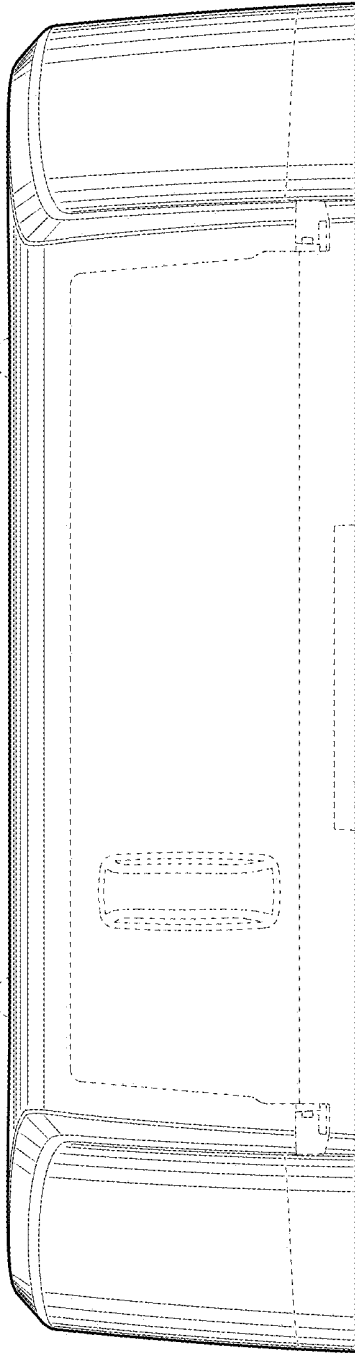


FIG. 5