



US00D891390S

(12) **United States Design Patent**
Taylor et al.

(10) **Patent No.:** **US D891,390 S**

(45) **Date of Patent:** **** Jul. 28, 2020**

(54) **MONITOR UNIT**

(71) Applicant: **Chestnut Mobile Limited**,
Berkhamsted (GB)
(72) Inventors: **Alex Taylor**, Berkhamsted (GB);
William Ford, Leighton Buzzard (GB);
Sam Smith, London (GB)

(73) Assignee: **CHESTNUT MOBILE LIMITED**,
Berkhamsted (GB)

(**) Term: **15 Years**

(21) Appl. No.: **29/674,598**

(22) Filed: **Dec. 21, 2018**

(30) **Foreign Application Priority Data**

Jun. 22, 2018 (EM) 005321262

(51) **LOC (12) Cl.** **14-03**

(52) **U.S. Cl.**

USPC **D14/159**; D16/203

(58) **Field of Classification Search**

USPC D10/46, 104, 106; D14/159, 164, 165,
D14/253, 192, 155, 104.1; D16/203

CPC . G06F 3/16; G08B 3/00; H04M 11/00; H04N
7/14; H04N 7/26

See application file for complete search history.

(56) **References Cited**

U.S. PATENT DOCUMENTS

D803,920 S * 11/2017 Shin D16/203
D878,320 S * 3/2020 Sandberg D14/159

* cited by examiner

Primary Examiner — Antoine Duval Davis

(74) *Attorney, Agent, or Firm* — Quarles & Brady LLP;
James J. Aquilina

(57) **CLAIM**

The ornamental design for a monitor unit, as shown and described.

DESCRIPTION

FIG. 1 is a front view of a monitor unit showing our new design;

FIG. 2 is a rear view thereof;

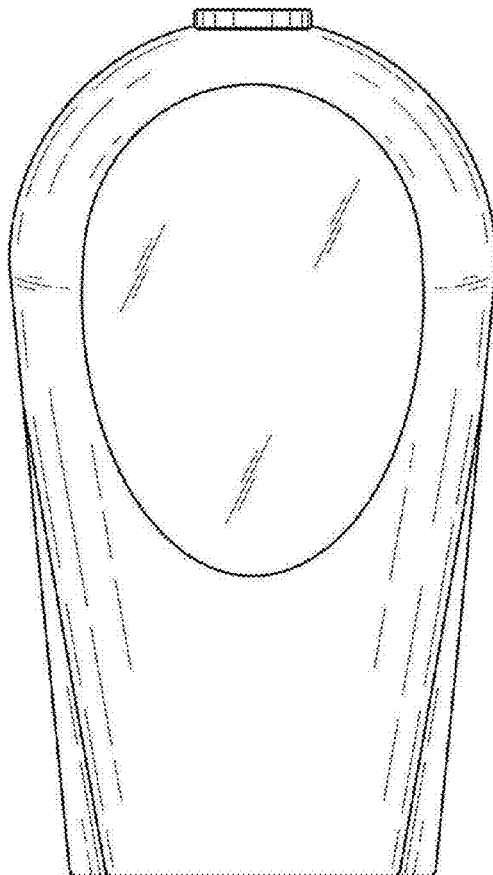
FIG. 3 is a left side view thereof, the right side view being a mirror image thereof;

FIG. 4 is a top view thereof; and,

FIG. 5 is a front perspective view thereof.

The broken lines in the Figures show portions of the monitor unit that form no part of the claimed design. The bottom view is omitted and forms no part of the claimed design.

1 Claim, 5 Drawing Sheets



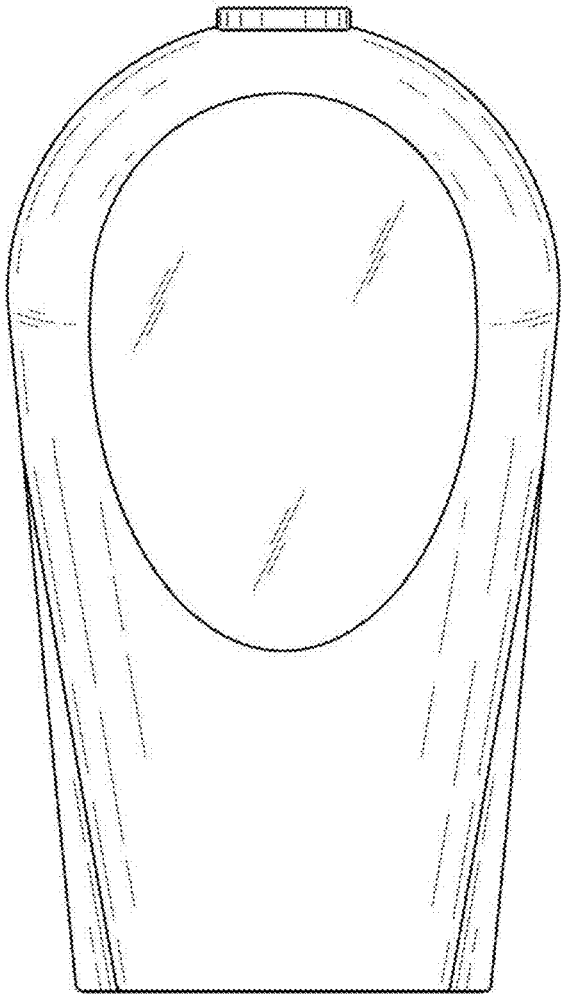


FIG. 1

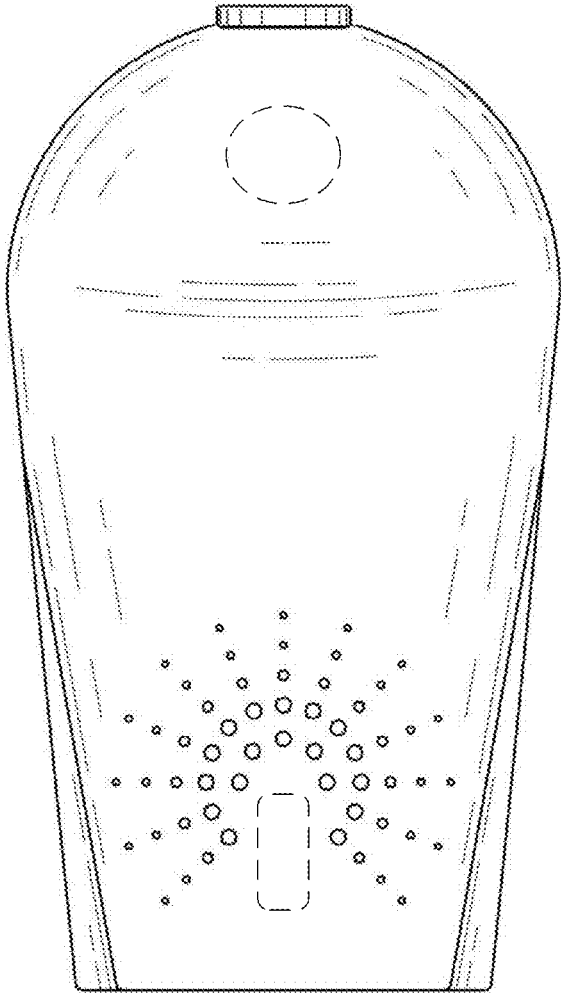


FIG. 2

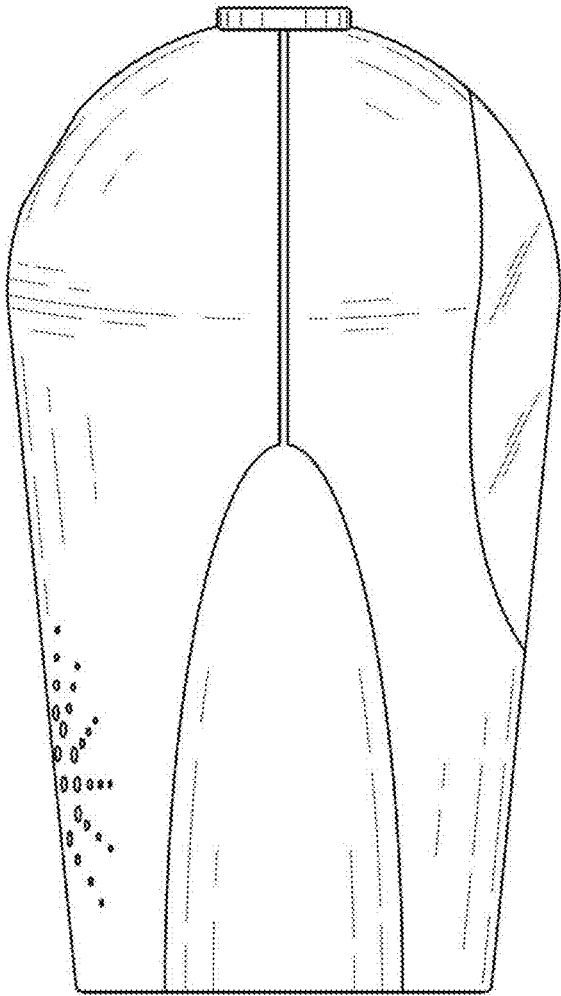


FIG. 3

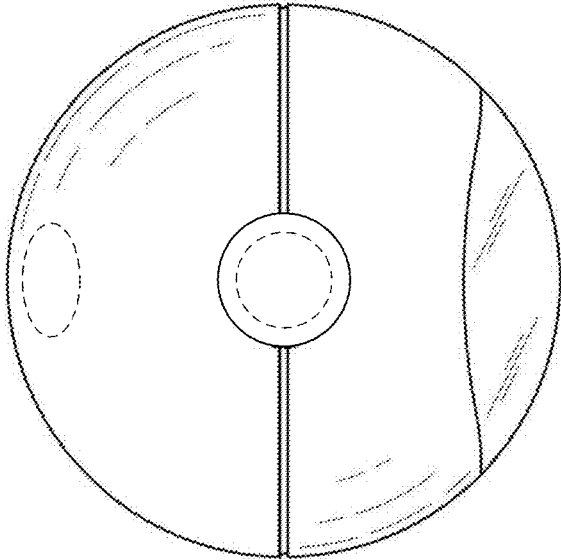


FIG. 4

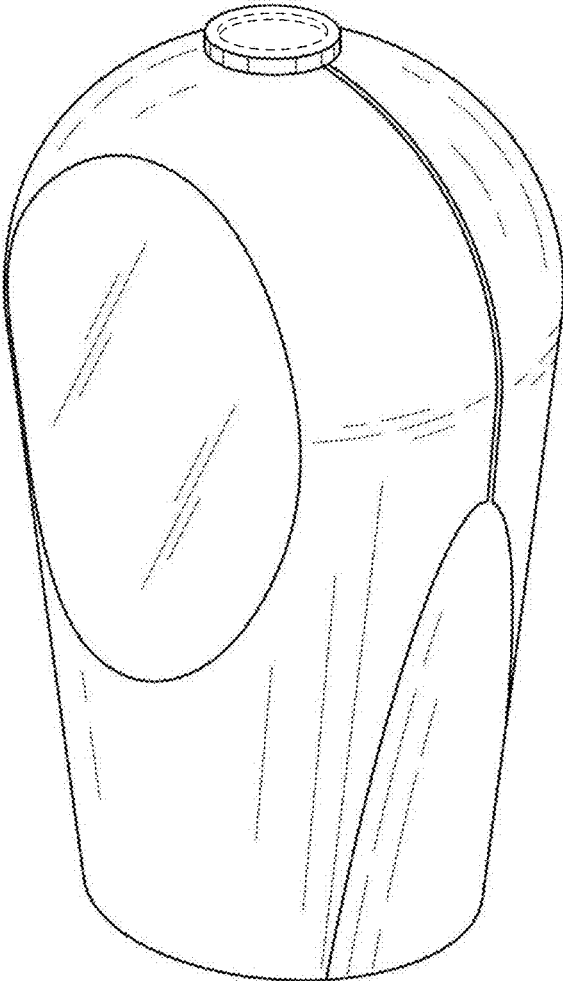


FIG. 5