



US00D476821S

(12) **United States Design Patent** (10) **Patent No.:** **US D476,821 S**
Koepke et al. (45) **Date of Patent:** **** Jul. 8, 2003**

(54) **ERGONOMIC CHAIR**
(75) Inventors: **Marcus C. Koepke**, Indianapolis, IN (US); **Jay R. Machael**, Muscatine, IA (US); **Craig H. Schultz**, Muscatine, IA (US); **Douglas A. Schroeder**, Muscatine, IA (US); **Erik A. Steffensen**, Iowa City, IA (US); **Brian R. Trego**, Muscatine, IA (US); **Tim Coffield**, Grand Rapids, MI (US); **Patrick Burgess**, Grand Rapids, MI (US); **George Mulka**, Grand Rapids, MI (US); **Matthew J. Phillips**, Muscatine, IA (US)

(73) Assignee: **HON Technology Inc.**, Muscatine, IA (US)

(**) Term: **14 Years**

(21) Appl. No.: **29/155,748**

(22) Filed: **Feb. 15, 2002**

(51) **LOC (7) Cl.** **06-01**

(52) **U.S. Cl.** **D6/366**

(58) **Field of Search** D6/334, 364, 365, D6/366, 367, 500, 501, 502; 297/411.2, 411.27, 411.36, 452.59

(56) **References Cited**

U.S. PATENT DOCUMENTS

D346,279 S * 4/1994 Stumpf et al. D6/366

D423,259 S * 4/2000 Grove D6/500
D434,918 S * 12/2000 Arko et al. D6/366
D445,580 S * 7/2001 Pennington et al. D6/366
D445,613 S * 7/2001 Ginat D6/500
D449,174 S * 10/2001 Neil D6/366
D451,293 S * 12/2001 Su D6/366
D453,079 S * 1/2002 Ma D6/366
D456,159 S * 4/2002 Ball et al. D6/366
D456,626 S * 5/2002 Su D6/366
D461,661 S * 8/2002 Koepke et al. D6/500
D462,187 S * 9/2002 Koepke et al. D6/366

* cited by examiner

Primary Examiner—Gary D. Watson

(74) *Attorney, Agent, or Firm*—Jones Day

(57) **CLAIM**

The ornamental design for an ergonomic chair, as shown.

DESCRIPTION

The design is embodied in the chair.

FIG. 1 is a front isometric view of the ergonomic chair showing my new design;

FIG. 2 is a front view thereof;

FIG. 3 is a rear view thereof;

FIG. 4 is a left side view thereof;

FIG. 5 is a right side view thereof; and,

FIG. 6 is a top view thereof.

1 Claim, 6 Drawing Sheets





FIG. 1

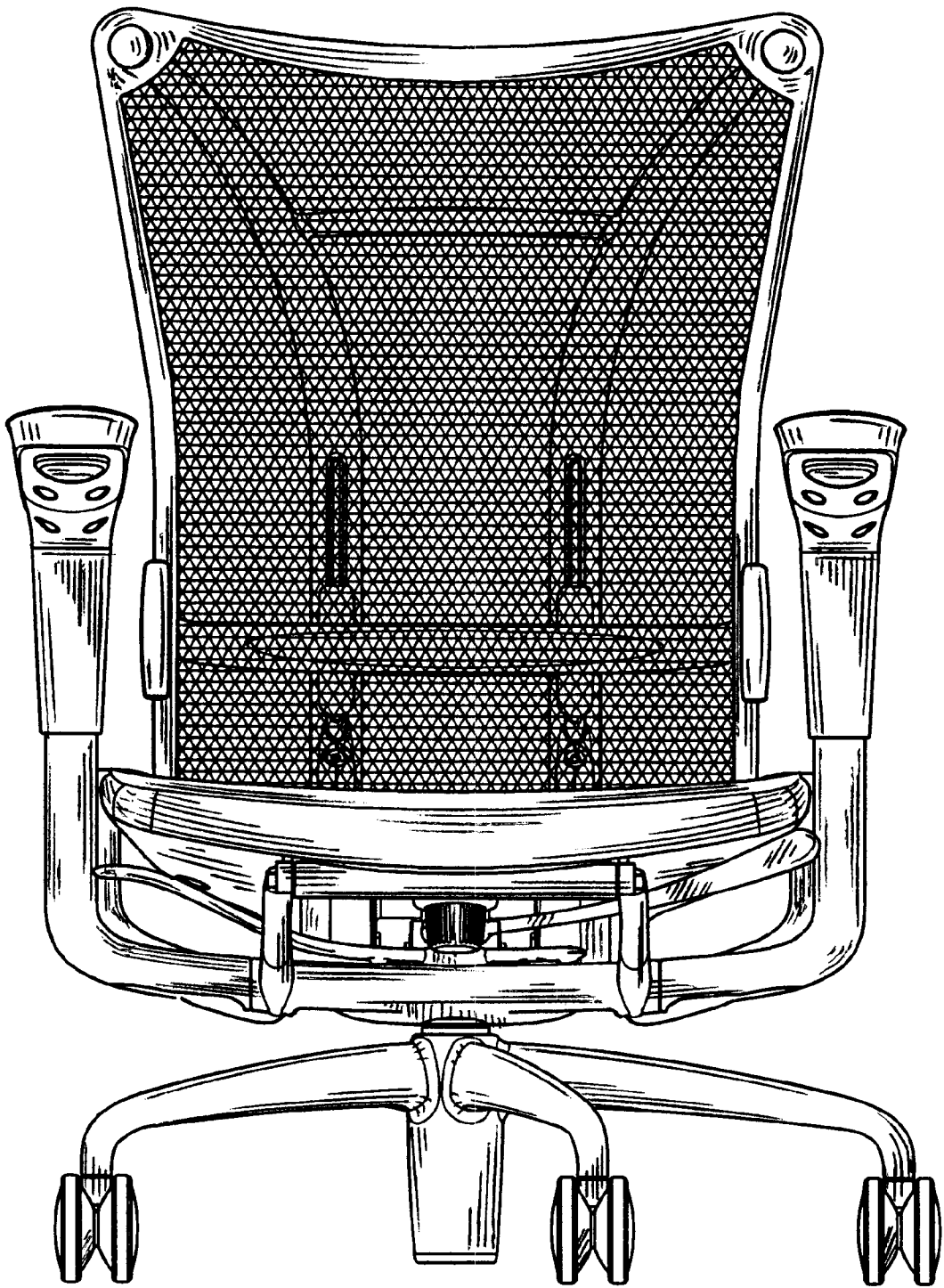


FIG. 2

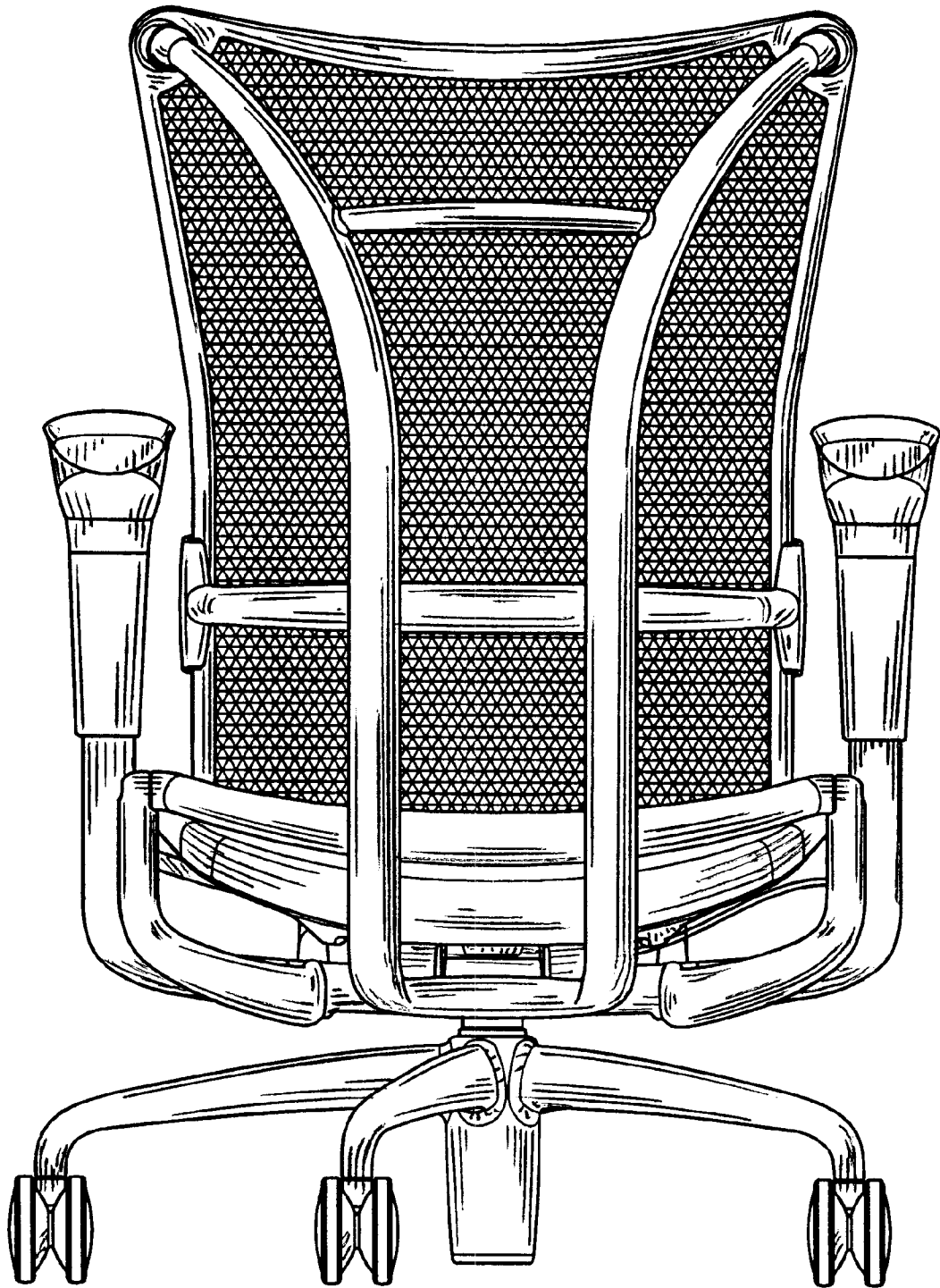


FIG. 3

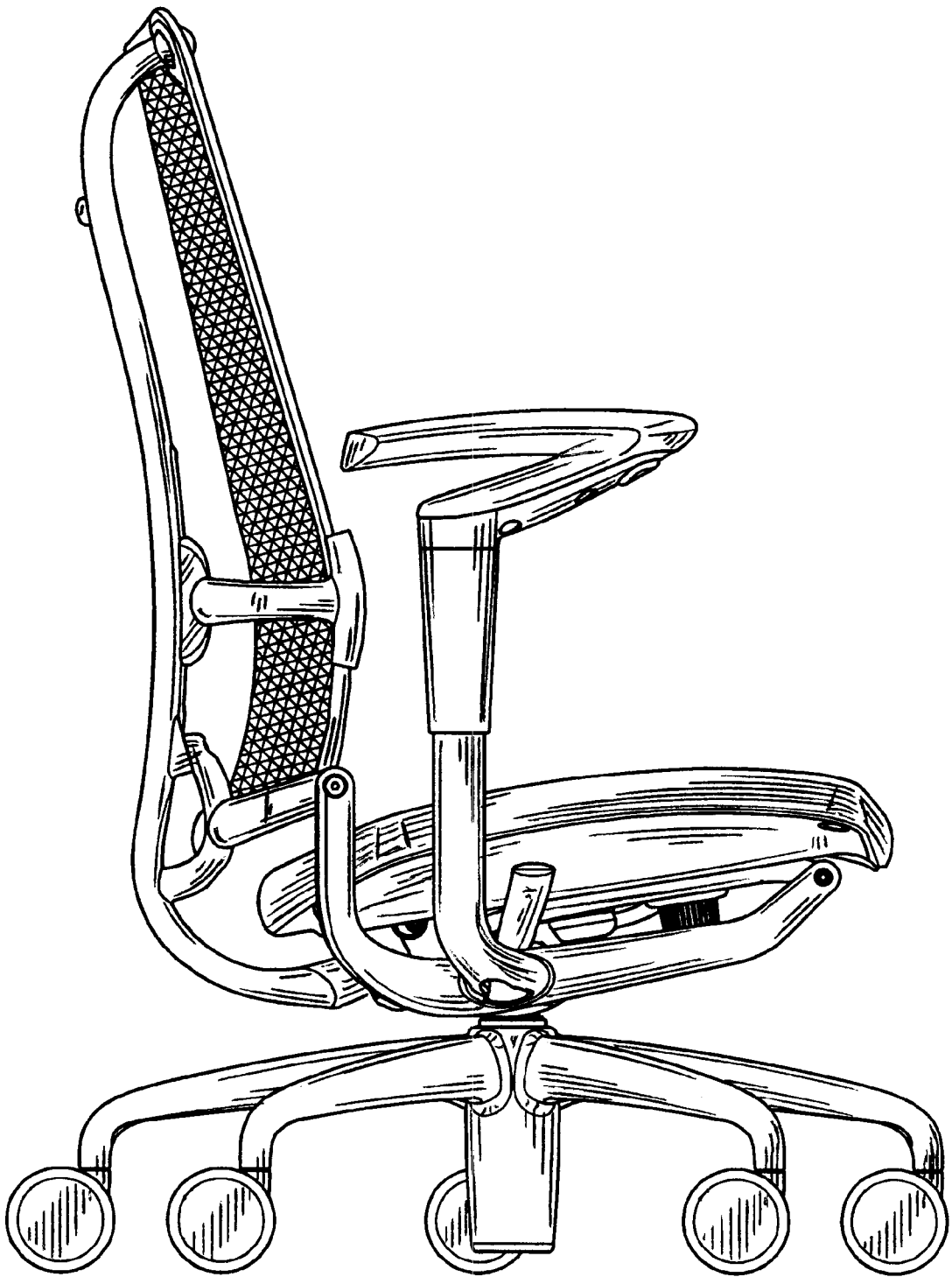


FIG. 4

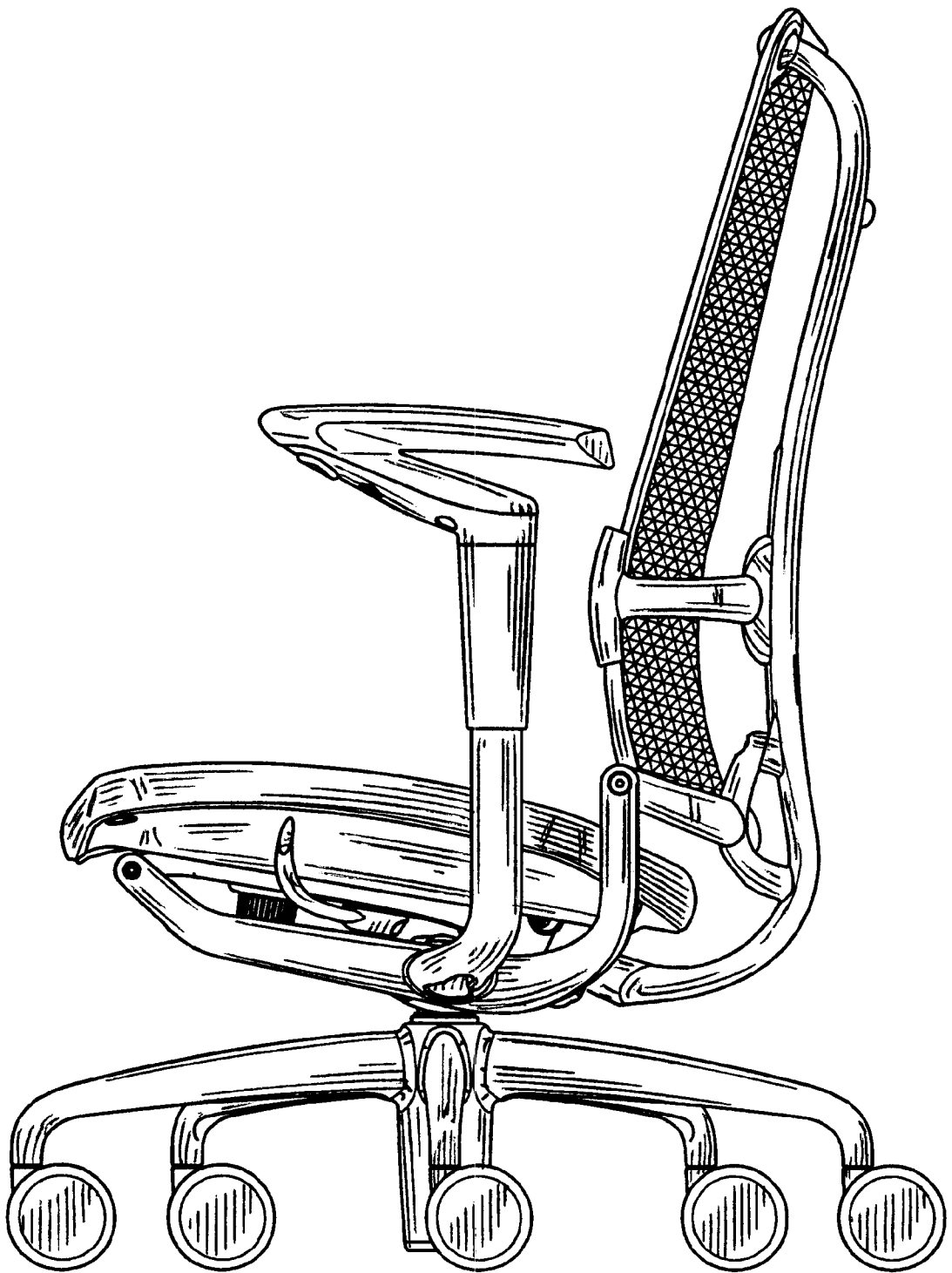


FIG. 5

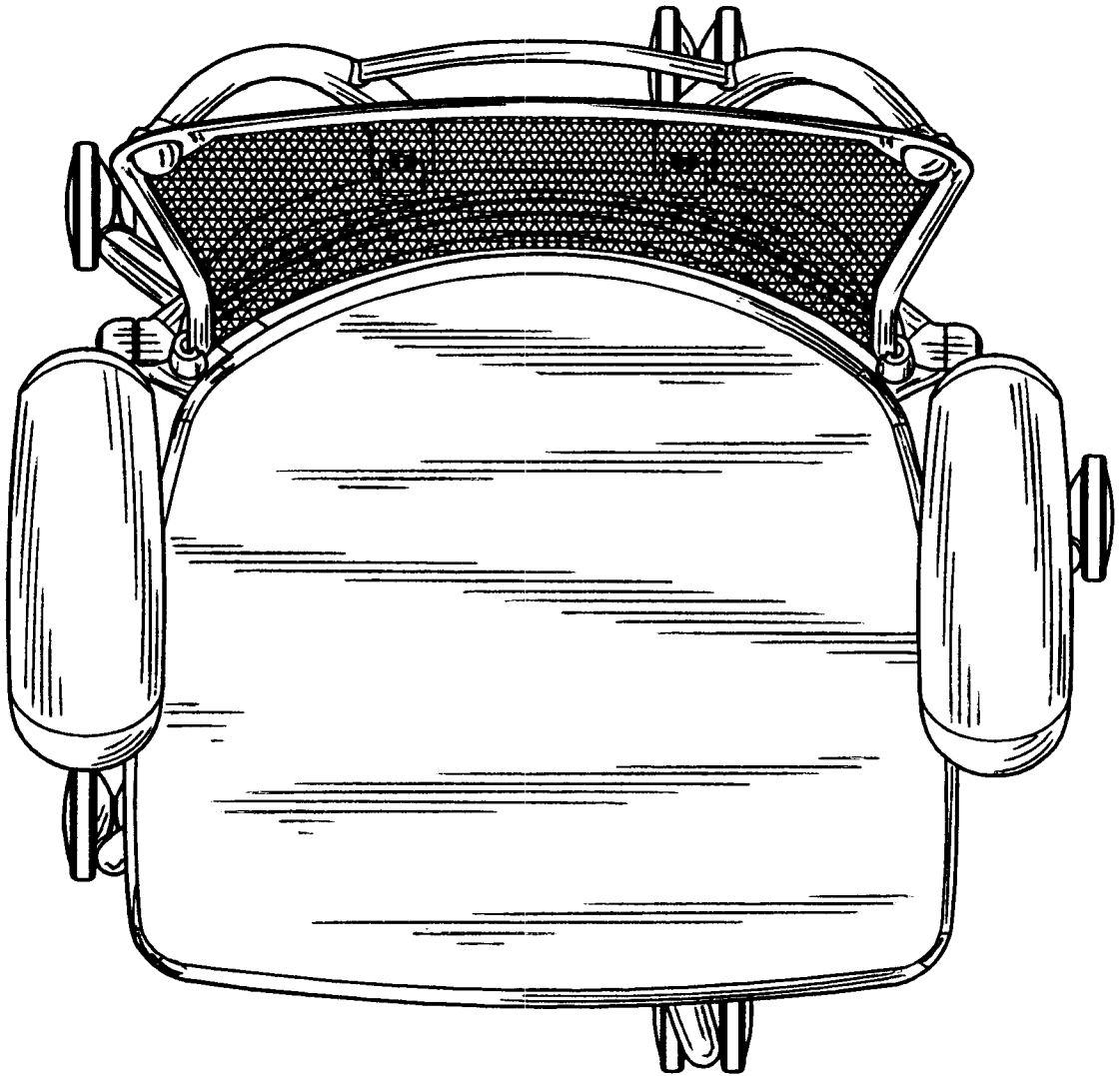


FIG. 6