



US00D431541S

United States Patent [19]

Nagele et al.

[11] Patent Number: Des. 431,541

[45] Date of Patent: ** Oct. 3, 2000

[54] CELLULAR TELEPHONE HOUSING

[75] Inventors: **Albert L. Nagele**, Wilmette; **Galina Treyer**, Northbrook, both of Ill.

[73] Assignee: **Motorola, Inc.**, Schaumburg, Ill.

[**] Term: **14 Years**

[21] Appl. No.: **29/122,007**

[22] Filed: **Apr. 18, 2000**

[51] **LOC (7) Cl.** **14-03**

[52] **U.S. Cl.** **D14/151; D14/149**

[58] **Field of Search** D14/137, 138, D14/148, 147, 149-151, 140-142, 240, 241, 146; 379/433-436, 419, 420, 428, 440; D13/107, 108

[56] **References Cited**

U.S. PATENT DOCUMENTS

D. 291,563	8/1987	Perry	D14/146
D. 294,023	2/1988	Sekiguchi et al.	D14/151
D. 306,295	2/1990	Nagele	D14/149
D. 308,059	5/1990	Desbarats	D14/151
D. 318,051	7/1991	Danielson et al.	D14/142
D. 319,235	8/1991	Sato	D14/151
D. 339,341	9/1993	Allen	D14/146
D. 349,899	8/1994	Siddoway et al.	D14/151
D. 352,032	11/1994	Cowan	D14/151
D. 352,283	11/1994	Schmidt	D14/151
D. 372,912	8/1996	Yamada	D14/151
D. 375,093	10/1996	Babbitt et al.	D14/151
D. 375,935	11/1996	Nagele et al.	D13/108
D. 391,569	3/1998	Brunner et al.	
D. 409,190	5/1999	Tamura et al.	D14/151

D. 411,534	6/1999	Lepack et al.	
D. 425,060	5/2000	Haber et al.	D14/151
5,121,427	6/1992	Gumb et al.	379/435

Primary Examiner—Jeffrey Asch
Attorney, Agent, or Firm—Sylvia Chen

[57] **CLAIM**


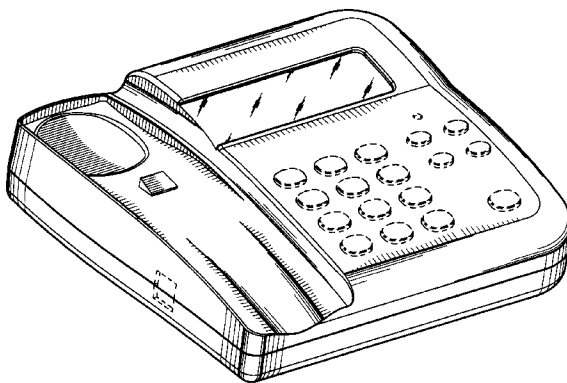
The ornamental design for a cellular telephone housing, as shown and described.

DESCRIPTION

FIG. 1 is a front, bottom, and left side perspective view of a first embodiment of a cellular telephone housing; FIG. 2 is a front elevation view of the first embodiment; FIG. 3 is a right side elevation view of the first embodiment; FIG. 4 is a bottom plan view of the first embodiment; FIG. 5 is a top plan view of the first embodiment; FIG. 6 is a rear elevation view of the first embodiment; FIG. 7 is a left side elevation view of the first embodiment; FIG. 8 is a front, bottom, and left side perspective view of a second embodiment of a cellular telephone housing; FIG. 9 is a front elevation view of the second embodiment; FIG. 10 is a right side elevation view of the second embodiment; FIG. 11 is a bottom plan view of the second embodiment; FIG. 12 is a top plan view of the second embodiment; FIG. 13 is a rear elevation view of the second embodiment; and, FIG. 14 is a left side elevation view of the second embodiment.

The broken line matter in FIGS. 1-7 is for illustrative purposes only and forms no part of the claimed design.

1 Claim, 6 Drawing Sheets



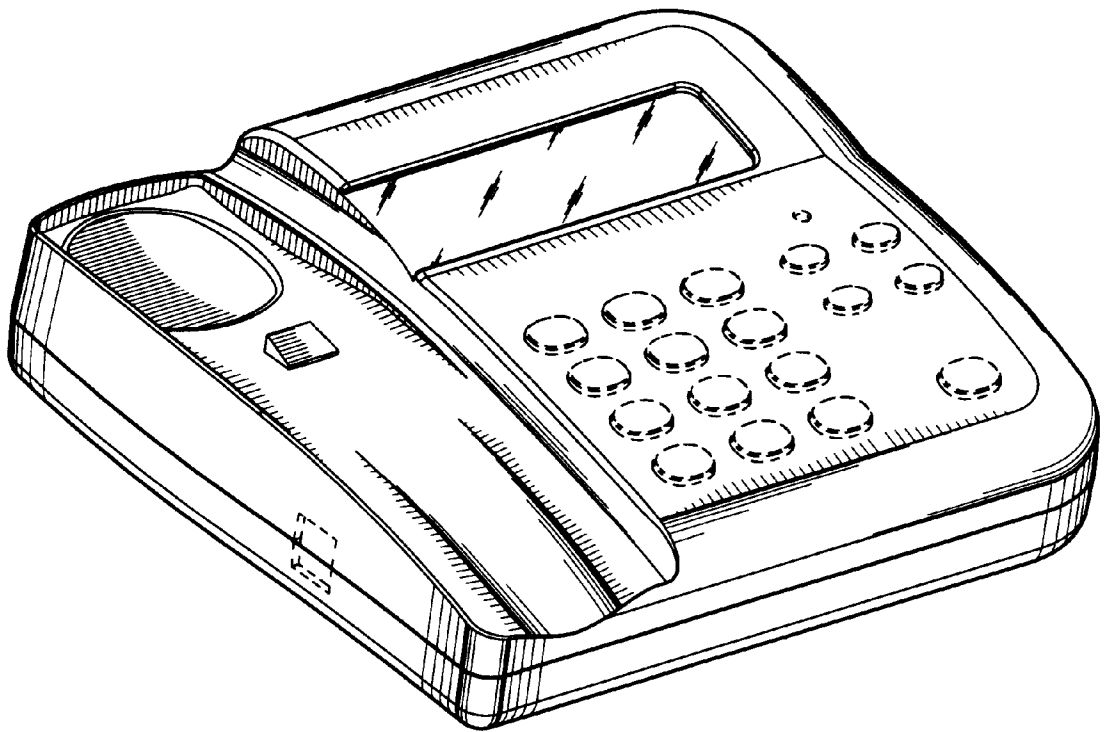


FIG. 1

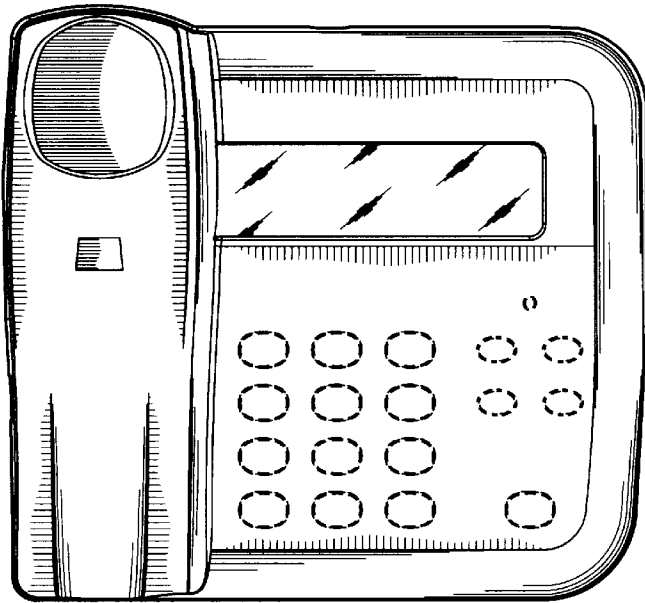


FIG. 2

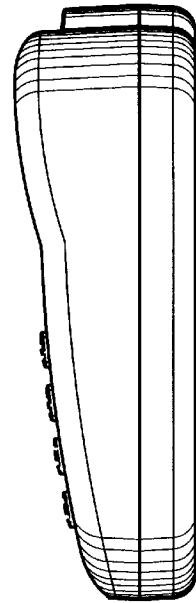


FIG. 3

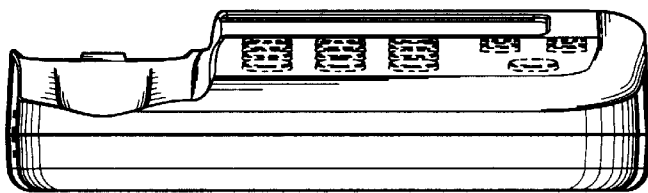


FIG. 4

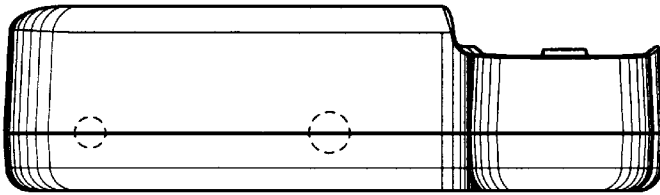


FIG. 5

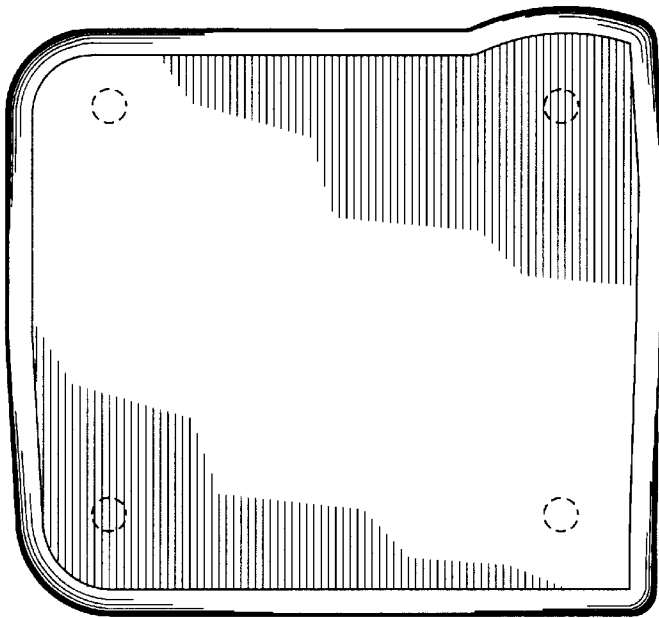


FIG. 6

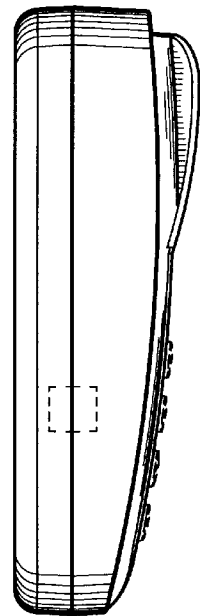


FIG. 7




FIG. 8

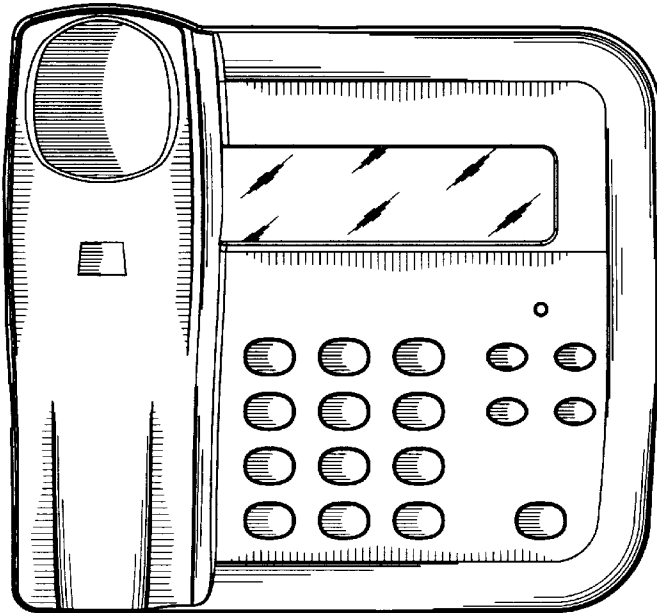


FIG. 9

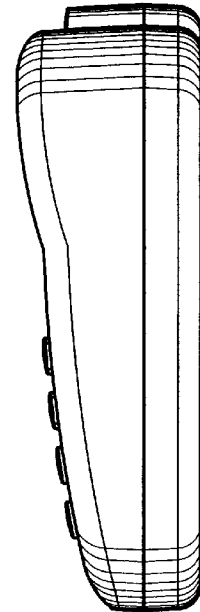


FIG. 10

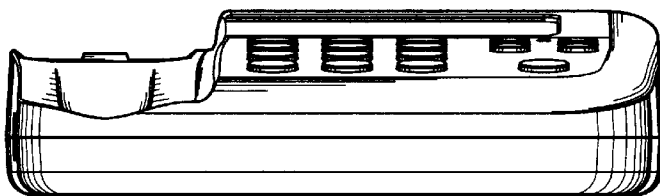


FIG. 11

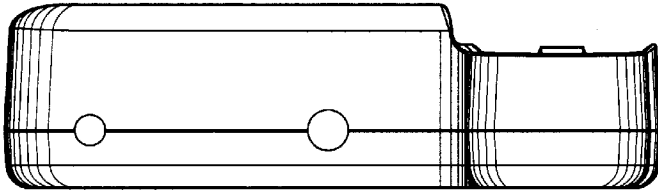


FIG. 12

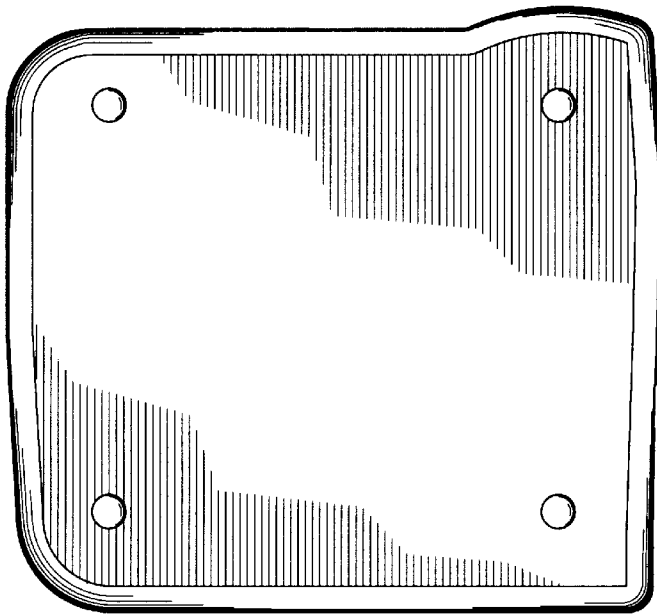


FIG. 13

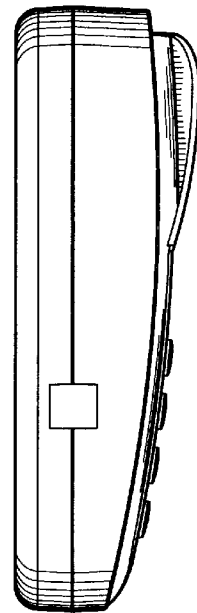


FIG. 14