



US00D780370S

(12) **United States Design Patent**
Urquiola

(10) **Patent No.:** **US D780,370 S**

(45) **Date of Patent:** **** Feb. 28, 2017**

(54) **SHADE OF A LAMP**

(56) **References Cited**

(71) Applicant: **FLOS S.P.A.**, Bovezzo (IT)

U.S. PATENT DOCUMENTS

(72) Inventor: **Patricia Urquiola**, Brescia (IT)

| | | | | | | |
|-----------|----|---|---------|------------|-------|-----------------------|
| D292,525 | S | * | 10/1987 | Van Deelen | | D26/85 |
| D323,906 | S | * | 2/1992 | Miranda | | D26/85 |
| D398,415 | S | * | 9/1998 | Markee | | D26/118 |
| D432,708 | S | * | 10/2000 | Wachter | | D26/118 |
| D625,460 | S | * | 10/2010 | Boissevain | | D26/118 |
| D636,521 | S | * | 4/2011 | Lovegrove | | D26/88 |
| D643,149 | S | * | 8/2011 | Sabernig | | D26/120 |
| D646,423 | S | * | 10/2011 | Chiu | | D26/85 |
| D664,284 | S | * | 7/2012 | Komarov | | D26/118 |
| D664,702 | S | * | 7/2012 | Senkyr | | D26/85 |
| D667,986 | S | * | 9/2012 | Decq | | D26/89 |
| 8,712,234 | B1 | * | 4/2014 | Lau | | G03B 15/03 396/544 |

(73) Assignee: **FLOS S.p.A.**, Bovezzo (Brescia) (IT)

(**) Term: **15 Years**

(21) Appl. No.: **35/500,380**

(22) Filed: **Oct. 2, 2015**

(80) **Hague Agreement Data**

Int. Filing Date: **Oct. 2, 2015**
Int. Reg. No.: **DM/088526**
Int. Reg. Date: **Oct. 2, 2015**
Int. Reg. Pub. Date: **Dec. 18, 2015**

* cited by examiner

Primary Examiner — Zenia Bennett

(74) *Attorney, Agent, or Firm* — Thomas | Horstemeyer, LLP

(30) **Foreign Application Priority Data**

Jul. 17, 2015 (IT) 402015000035299

(51) **LOC (10) Cl.** **26-99**

(52) **U.S. Cl.**
USPC **D26/118**

(58) **Field of Classification Search**

USPC .. D26/2, 28, 60, 72, 89, 104, 113, 118, 119,
D26/120, 122, 124, 128, 138, 142, 143,
D26/145; D13/179, 180, 102, 103, 107,
D13/108
CPC .. F21S 6/00; F21S 6/002; F21V 21/00; F21V
21/02; F21V 23/04; F21W 2121/00;
F21W 2131/20; F21W 2131/30; F41C
27/00

See application file for complete search history.

(57) **CLAIM**

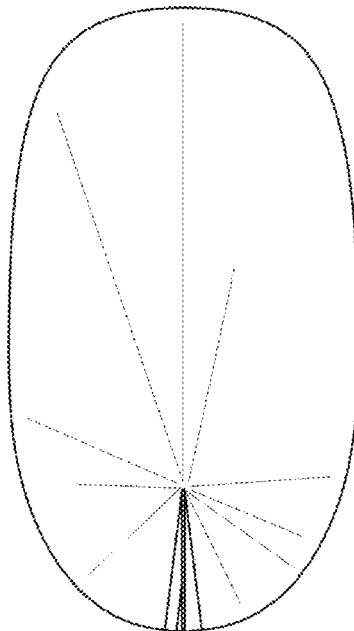
The ornamental design for a shade of a lamp, as shown and described.

DESCRIPTION

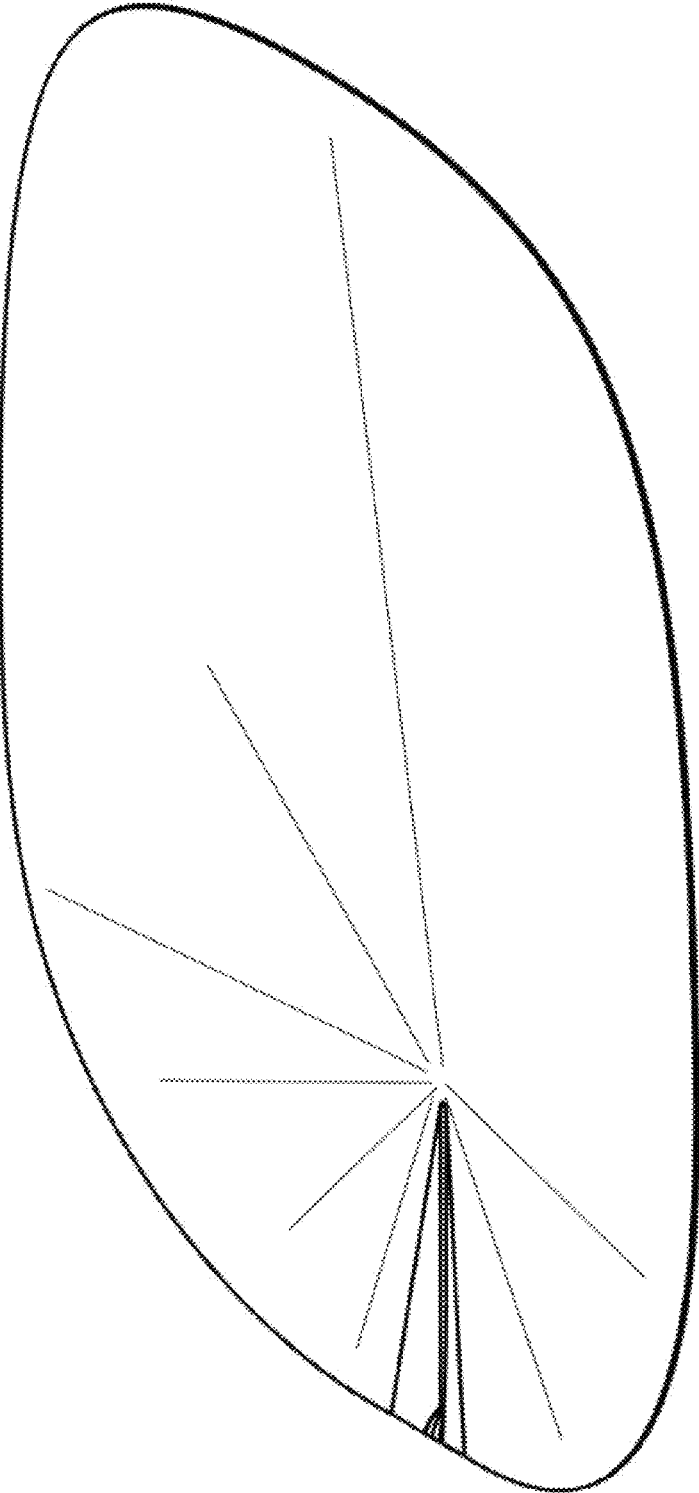
FIG. 1.1 is a perspective view;
FIG. 1.2 is a right side elevation view;
FIG. 1.3 is a left side elevation view;
FIG. 1.4 is a front elevation view;
FIG. 1.5 is a rear elevation view;
FIG. 1.6 is a top plan view;
FIG. 1.7 is a bottom plan view.

The model is a table lamp with a base having a rectangular shape and a shade having a spherical shape.


1 Claim, 7 Drawing Sheets



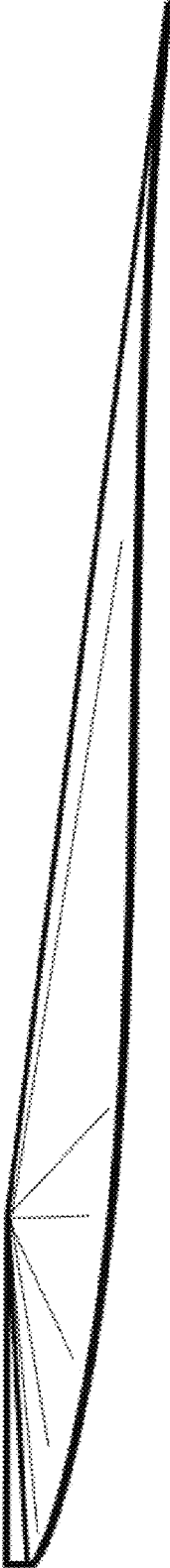
1.1



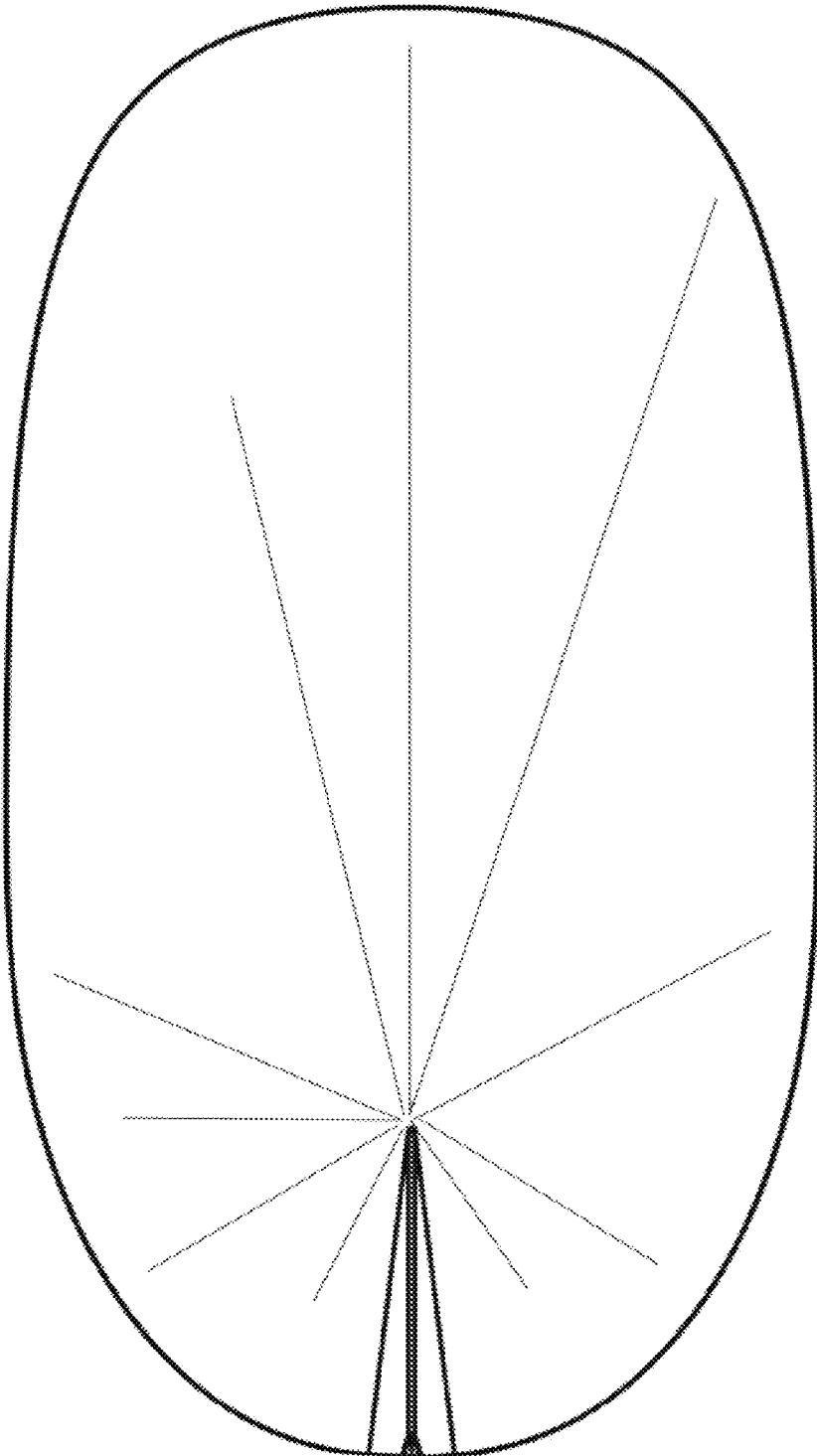
1.2



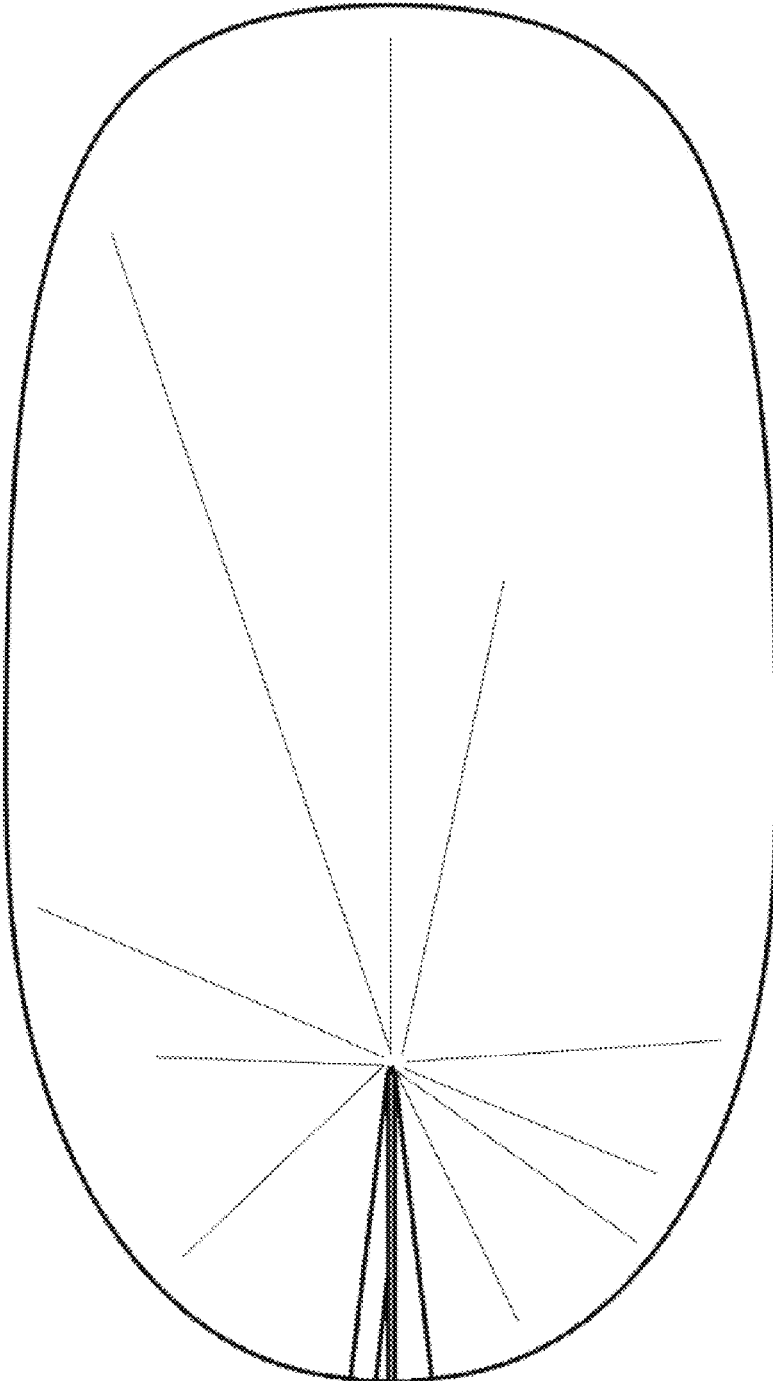
1.3



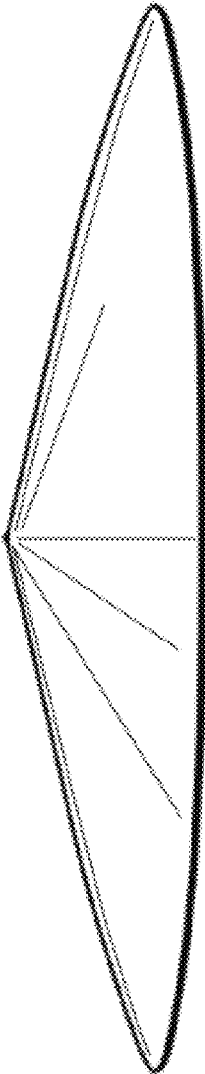
1.4



1.5



1.6



1.7

