



US0D1012866S

(12) **United States Design Patent**
Wang

(10) **Patent No.:** **US D1,012,866 S**

(45) **Date of Patent:** **** Jan. 30, 2024**

(54) **TEMPERATURE CONTROL DEVICE**

(71) Applicant: **ARIZE CORPORATION**, Anaheim,
CA (US)

(72) Inventor: **Liang Wang**, Shenzhen (CN)

(**) Term: **15 Years**

(21) Appl. No.: **29/831,937**

(22) Filed: **Mar. 23, 2022**

(51) **LOC (14) Cl.** **10-04**

(52) **U.S. Cl.**
USPC **D10/50; D13/162**

(58) **Field of Classification Search**
USPC D13/162, 168; D14/155, 240, 358;
D10/49, 50, 104.1, 106.1
CPC .. F24F 11/30; F24F 11/50; F24F 11/56; F24F
11/523; F24F 11/62; F24F 11/65; G05D
23/1904; G05D 23/1905; H05K 5/0017;
H05K 5/0018; G05B 19/042; G05B
19/0426; G05B 19/05; G05B 19/409;
G05B 15/02; H05B 47/10; H05B 47/11;
H05B 47/19; H05B 45/20; G06F 3/0481;
G06F 3/0482; G06F 3/0488
See application file for complete search history.

D745,420 S * 12/2015 Li D10/50
D796,352 S * 9/2017 Morneau D10/49
D801,288 S * 10/2017 Kim D13/168
D802,450 S * 11/2017 Boynton D10/50
D828,816 S * 9/2018 Spors D10/50
10,066,848 B1 * 9/2018 Lorenz F24F 11/30
D832,722 S * 11/2018 Farenski D10/50
10,317,867 B2 * 6/2019 Moore F24F 11/58
D894,021 S * 8/2020 Smith D10/50
D894,761 S * 9/2020 Read D10/50
10,808,963 B2 * 10/2020 Spors F24F 13/20
D901,314 S * 11/2020 Atwood D10/50
D907,586 S * 1/2021 Lombardi D13/162
D908,515 S * 1/2021 Fritz D10/50
11,029,807 B2 * 6/2021 Eicher G06F 3/04842
11,107,390 B2 * 8/2021 Taylor, Jr. H05B 45/20

(Continued)

OTHER PUBLICATIONS

Amazon.com, Levoit Smart Thermostat for Home, Oct. 24, 2022, 2
pgs.*

Primary Examiner — Selina Sikder

(74) *Attorney, Agent, or Firm* — Tsz Lung Yeung

(57) **CLAIM**

The ornamental design for a temperature control device, as
shown and described.

DESCRIPTION

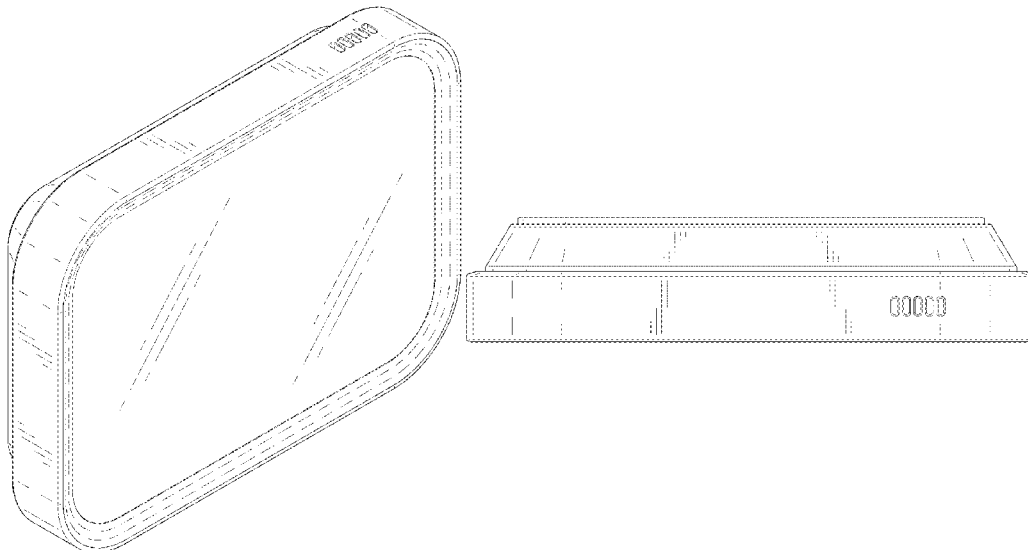
FIG. 1 is a perspective view of a temperature control device
showing my new design;
FIG. 2 is a front view thereof;
FIG. 3 is a rear view thereof;
FIG. 4 is a right side view thereof;
FIG. 5 is a left side view thereof;
FIG. 6 is a top view thereof; and,
FIG. 7 is a bottom view thereof.
The broken lines depict portions of the temperature control
device that form no part of the claimed design.

1 Claim, 7 Drawing Sheets

(56) **References Cited**

U.S. PATENT DOCUMENTS

D579,799 S * 11/2008 Barton D10/50
D648,642 S * 11/2011 Wallaert D10/49
D649,073 S * 11/2011 Baskinger D10/49
8,527,096 B2 * 9/2013 Pavlak F24F 11/64
236/1 B
D704,701 S * 5/2014 Andre D14/341
D706,145 S * 6/2014 Pavlak D10/50
D727,180 S * 4/2015 Lai D10/50
D727,857 S * 4/2015 Acera D13/162
D733,591 S * 7/2015 Golden D10/50
D734,179 S * 7/2015 Golden D10/50
D738,756 S * 9/2015 Jiang D10/50



(56)

References Cited

U.S. PATENT DOCUMENTS

D962,088	S *	8/2022	Han	D10/50
D977,343	S *	2/2023	Genova	D10/50
2009/0140061	A1 *	6/2009	Schultz	G05B 19/0425
					340/4.34
2013/0279142	A1 *	10/2013	Wang	H05K 7/02
					312/223.1
2014/0277770	A1 *	9/2014	Aljabari	H05K 5/0018
					700/278
2016/0150658	A1 *	5/2016	Tsukahara	G09F 7/18
					361/679.01
2017/0003041	A1 *	1/2017	Kim	F24F 3/153
2017/0146260	A1 *	5/2017	Ribbich	G05B 19/0426
2017/0234569	A1 *	8/2017	Emmons	H01R 9/2491
					361/809
2018/0059694	A1 *	3/2018	Rezny	F24F 11/30
2018/0330727	A1 *	11/2018	Tulli	G10L 15/30
2019/0235689	A1 *	8/2019	Cheung	G06F 3/0416
2020/0018514	A1 *	1/2020	Howe	H05K 5/0226
2020/0116369	A1 *	4/2020	Schultz	G05D 23/1904
2020/0116370	A1 *	4/2020	Read	F24F 11/58
2020/0116533	A1 *	4/2020	Read	H04L 67/12
2021/0033298	A1 *	2/2021	Klein	F24F 11/61
2021/0185838	A1 *	6/2021	Yang	H05K 1/14
2022/0104405	A1 *	3/2022	Park	G06F 1/1601

* cited by examiner

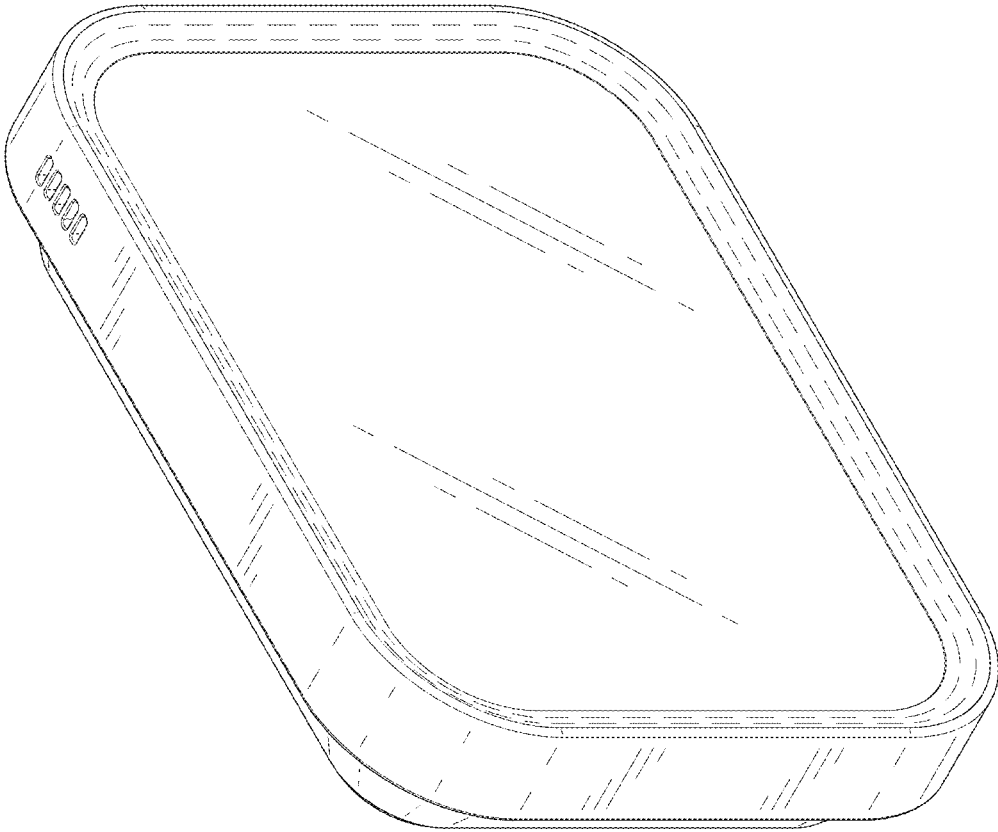


FIG. 1

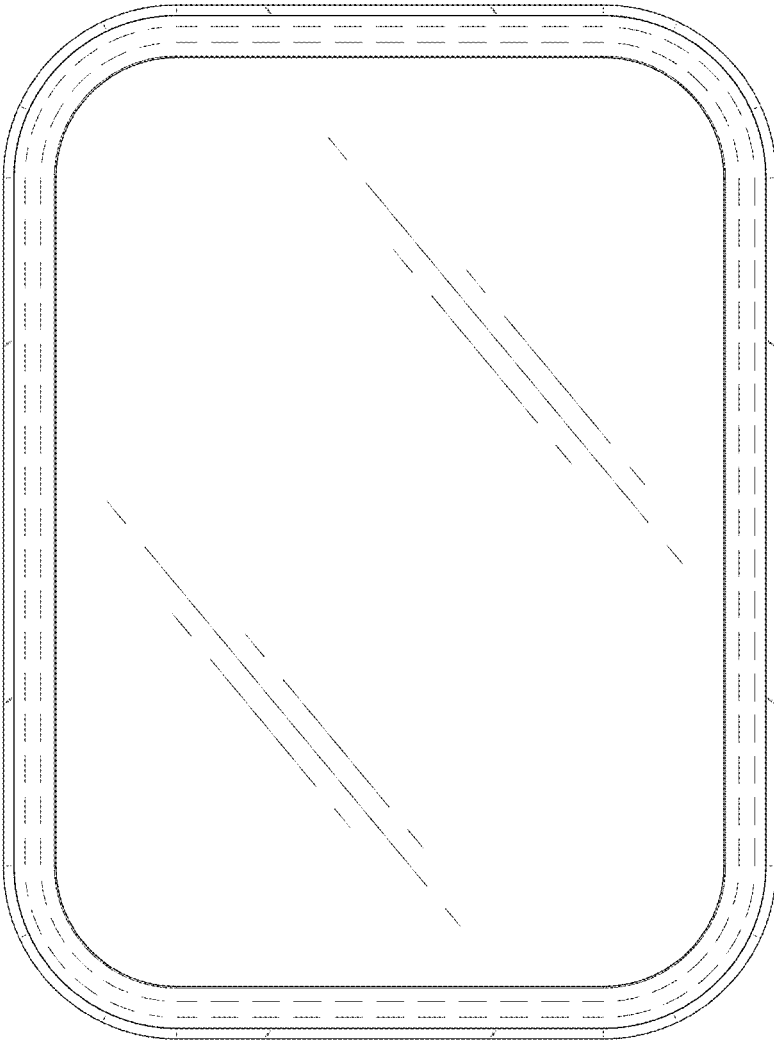


FIG. 2

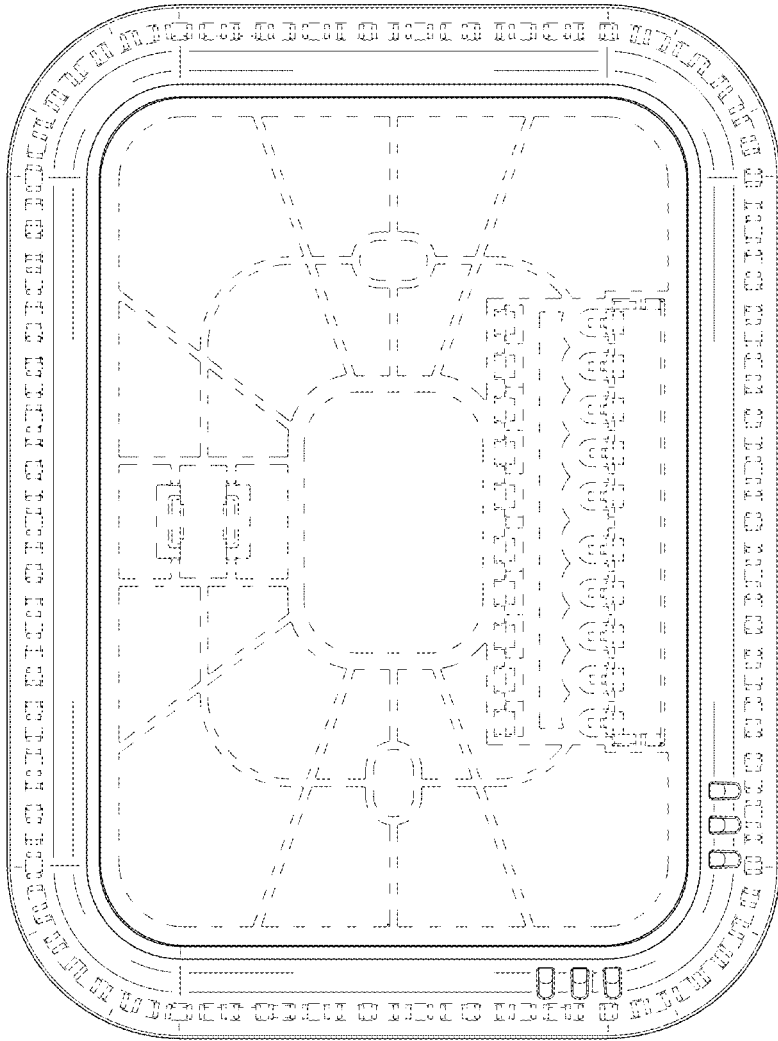


FIG. 3

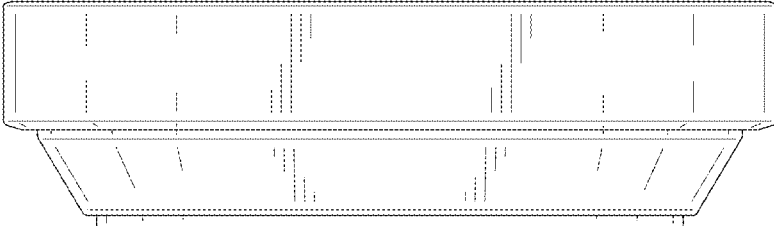


FIG. 4

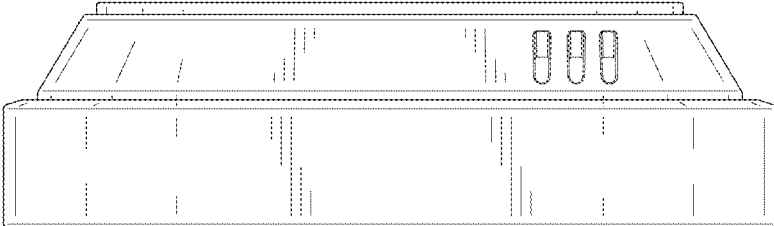


FIG. 5




FIG. 6




FIG. 7