



HU000031955T2

(19) **HU**(11) Lajstromszám: **E 031 955**(13) **T2****MAGYARORSZÁG**
Szellemi Tulajdon Nemzeti Hivatala**EURÓPAI SZABADALOM**
SZÖVEGÉNEK FORDÍTÁSA

(21) Magyar ügyszám: **E 13 745491**
(22) A bejelentés napja: **2013. 07. 11.**

(51) Int. Cl.: **C07D 487/04** (2006.01)
A61K 31/52 (2006.01)
A61P 35/00 (2006.01)

(96) Az európai bejelentés bejelentési száma:
EP 20130745491

(86) A nemzetközi (PCT) bejelentési szám:
PCT/US 13/050163

(97) Az európai bejelentés közzétételi adatai:
EP 2880035 A1 **2014. 02. 13.**

(87) A nemzetközi közzétételi szám:

(97) Az európai szabadalom megadásának meghirdetési adatai:
EP 2880035 B1 **2016. 12. 07.**

WO 14025486

(30) Elsőbbségi adatok:
201261680231 P **2012. 08. 06.** **US**
201313843554 **2013. 03. 15.** **US**
201361814147 P **2013. 04. 19.** **US**
201313917514 **2013. 06. 13.** **US**

(73) Jogosult(ak):
ACEA Biosciences Inc., San Diego, CA 92121
(US)

(72) Feltaláló(k):
XU, Xiao, San Diego, CA 92129 (US)
WANG, Xiaobo, San Diego, CA 92129 (US)
MAO, Long, San Diego, CA 92128 (US)
ZHAO, Li, San Diego, CA 92130 (US)
XI, Biao, San Diego, CA 92127 (US)

(74) Képviselő:
Danubia Szabadalmi és Jogi Iroda Kft.,
Budapest

(54) **Új pirrol-pirimidin vegyületek mint protein kinázok inhibitorai**

Az európai szabadalom ellen, megadásának az Európai Szabadalmi Közlönyben való meghirdetésétől számított kilenc hónapon belül, felszólalást lehet benyújtani az Európai Szabadalmi Hivatalnál. (Európai Szabadalmi Egyezmény 99. cikk(1))

A fordítást a szabadalmas az 1995. évi XXXIII. törvény 84/H. §-a szerint nyújtotta be. A fordítás tartalmi helyességét a Szellemi Tulajdon Nemzeti Hivatala nem vizsgálta.

(19)



(11)

EP 2 880 035 B9

(12)

CORRECTED EUROPEAN PATENT SPECIFICATION

(15) Correction information:

Corrected version no 1 (W1 B1)

Corrections, see

Description Paragraph(s) 67, 391, 396

Claims DE 3

Claims EN 1

(51) Int Cl.:

C07D 487/04^(2006.01) A61K 31/52^(2006.01)

A61P 35/00^(2006.01)

(86) International application number:

PCT/US2013/050163

(48) Corrigendum issued on:

17.05.2017 Bulletin 2017/20

(87) International publication number:

WO 2014/025486 (13.02.2014 Gazette 2014/07)

(45) Date of publication and mention of the grant of the patent:

07.12.2016 Bulletin 2016/49

(21) Application number: **13745491.4**

(22) Date of filing: **11.07.2013**

(54) **NOVEL PYRROLOPYRIMIDINE COMPOUNDS AS INHIBITORS OF PROTEIN KINASES**

NEUE PYRROLOPYRIMIDINVERBINDUNGEN ALS PROTEINKINASEHEMMER

NOUVEAUX COMPOSÉS DE PYRROLOPYRIMIDINE UTILISÉS EN TANT QU'INHIBITEURS DES PROTÉINES KINASES

(84) Designated Contracting States:

AL AT BE BG CH CY CZ DE DK EE ES FI FR GB GR HR HU IE IS IT LI LT LU LV MC MK MT NL NO PL PT RO RS SE SI SK SM TR

• **WANG, Xiaobo**

San Diego, CA 92129 (US)

• **MAO, Long**

San Diego, CA 92128 (US)

• **ZHAO, Li**

San Diego, CA 92130 (US)

• **XI, Biao**

San Diego, CA 92127 (US)

(30) Priority: **06.08.2012 US 201261680231 P**

15.03.2013 US 201313843554

19.04.2013 US 201361814147 P

13.06.2013 US 201313917514

(74) Representative: **Witte, Weller & Partner**

Patentanwälte mbB

Postfach 10 54 62

70047 Stuttgart (DE)

(43) Date of publication of application:

10.06.2015 Bulletin 2015/24

(60) Divisional application:

16202341.0

(56) References cited:

WO-A1-2011/079231 WO-A2-2010/129053

(73) Proprietor: **ACEA Biosciences Inc.**

San Diego, CA 92121 (US)

• **WENJUN ZHOU ET AL: "Novel mutant-selective EGFR kinase inhibitors against EGFR T790M", NATURE, vol. 462, no. 7276, 24 December 2009 (2009-12-24), pages 1070-1074, XP0055053374, ISSN: 0028-0836, DOI: 10.1038/nature08622**

(72) Inventors:

• **XU, Xiao**

San Diego, CA 92129 (US)

EP 2 880 035 B9

Note: Within nine months of the publication of the mention of the grant of the European patent in the European Patent Bulletin, any person may give notice to the European Patent Office of opposition to that patent, in accordance with the Implementing Regulations. Notice of opposition shall not be deemed to have been filed until the opposition fee has been paid. (Art. 99(1) European Patent Convention).

Description

Cross-reference to Related Applications

5 [0001] This application claims benefit of priority to U.S. Provisional Application No. 61/680,231, filed August 6, 2012, entitled "NOVEL EGFR MODULATORS AND USES THEREOF," U.S. Provisional Application No. 61/814,147, filed April 19, 2013, entitled "NOVEL PYRROLOPYRIMIDINE COMPOUNDS AS INHIBITORS OF PROTEIN KINASES," U.S. Patent Application No. 13/843,554, filed March 15, 2013, entitled "NOVEL EGFR MODULATORS AND USES THEREOF," and U.S. Patent Application No. 13/917,514, filed June 13, 2013, entitled "NOVEL EGFR MODULATORS AND USES THEREOF." This application, in certain aspects, relates to U.S. Provisional Application No. 61/586,718, filed 10 January 13, 2012, entitled "Heterocyclic Compounds and Uses as Anticancer Agents," and to U.S. Patent Application No. 13/740,182, filed January 12, 2013, entitled "HETEROCYCLIC COMPOUNDS AND USES AS ANTICANCER AGENTS."

15 Technical Field

[0002] The field of this invention is pharmaceutical compounds, compositions and methods, especially as they are related to compositions and methods for the treatment of proliferation disorders and other diseases related to the dys-regulation of kinase (such as, but not limited to, EGFR (including HER), Alk, PDGFR, BLK, BMX/ETK, BTK, FLT3(D835Y), 20 ITK, JAK1, JAK2, JAK3, TEC and TXK) and/or the respective pathways.

Background Art

25 [0003] Protein kinases are a group of enzymes that regulate diverse, important biological processes including cell growth, proliferation, survival, invasion and differentiation, organ formation, tissue repair and regeneration, etc. Protein kinases exert their physiological functions through catalyzing the phosphorylation of protein and thereby modulating the cellular activities. Because protein kinases have profound effects on cells, their activities are highly regulated. Kinases are turned on or off by phosphorylation (sometimes by autophosphorylation), by binding of activator proteins or inhibitor proteins, or small molecules, or by controlling their location in the cell relative to their substrates. Dysfunctions in the 30 activities of kinases, arising from genetic abnormalities or environmental factors, are known to be associated with many diseases. Several severe pathological states, including cancer and chronic inflammation, are associated with stimulation of intra-cellular signaling, and since kinases positively relay signaling events, their inhibition offers a powerful way to inhibit or control signal transduction cascades.

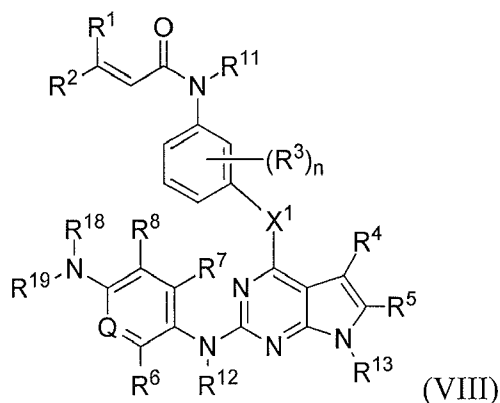
[0004] The epidermal growth factor receptor (EGFR; ErbB-1; HER1 in humans) is a member of the ErbB family of receptors, a subfamily of four closely related receptor tyrosine kinases: EGFR (ErbB-1), HER2/c-neu (ErbB-2), Her 3 (ErbB-3) and Her 4 (ErbB-4). EGFR is the cell-surface receptor for members of the epidermal growth factor family (EGF-family) of extracellular protein ligands. Mutations affecting EGFR expression or activity could result in cancer. EGFR is reported deregulated in most solid tumor types i.e. lung cancer, breast cancer and brain tumor. It is estimated that mutations, amplifications or misregulations of EGFR or family members are implicated in about 30% of all epithelial 35 cancers. Therapeutic approaches have been developed based on the inhibition of EGFR by either antibody drug or small molecular inhibitor drug, such as gefitinib and erlotinib. In the case of non-small cell lung cancer, gefitinib and erlotinib have shown benefit for about 10-40% of the patients. However, acquired resistant to gefitinib or erlotinib after a period of treatment become a major clinical problem. Research has confirmed that one main reason resistance developed is due to the presence of a new mutation of T790M, which is the gatekeeper of EGFR. Subsequently, inhibitors can overcome this T790M have been developed and showed advantage in the clinical trial, such as BIBW2992. However, 40 these T790M targeted EGFR inhibitor still has relative inhibitory activity towards wild type EGFR which limit the clinical application. It is needed to further develop more efficient type of EGFR inhibitor which will target substantially the mutation and not substantially the wild type protein.

[0005] Other protein kinases that are useful targets for small molecule pharmaceuticals include B lymphoid tyrosine kinase (BLK), janus kinase 1 (JAK1), bone marrow kinase on the X chromosome (BMX/ETK), Bruton's tyrosine kinase (BTK), janus kinase 2 (JAK2), janus kinase 3 (JAK3), tyrosine kinase expressed in hepatocellular carcinoma (TEC), resting lymphocyte kinase (TXK, also known as RLK), FMS-like tyrosine kinase 3 (FLT3), and FLT3 (D835Y). 45

55 Summary

[0006] The present invention is directed to certain pyrrolopyrimidine derivatives and pharmaceutical compositions, and to these compounds and compositions for use in the treatment of proliferation and other disorders.

[0007] The present disclosure provides a compound of Formula (VIII):



15 wherein

X^1 is O, NH, S, CH_2 , or CF_2 ;

R^1 and R^2 are independently selected from hydrogen, halo, C_{1-6} alkyl, and C_{1-6} haloalkyl;

R^3 is selected from halo, hydroxyl, C_{1-6} alkyl, C_{1-6} alkoxy, cyano, and nitro;

20 n is a number from zero to 4;

R^4 is selected from hydrogen, C_{1-6} alkyl, C_{3-7} cycloalkyl, and $-NR^{22}R^{23}$;

wherein the alkyl or cycloalkyl is unsubstituted or substituted with hydroxyl or amino; and

each R^{22} and R^{23} are independently selected from hydrogen and C_{1-6} alkyl or R^{22} and R^{23} may be joined to

25 form a 3 to 10 membered ring;

R^5 is selected from hydrogen and C_{1-6} alkyl;

R^6 is selected from hydrogen, halo, C_{1-6} alkyl, C_{1-6} haloalkyl, C_{1-6} alkoxy, C_{1-6} haloalkoxy, hydroxyl, cyano, and nitro;

R^7 is selected from hydrogen, halo, C_{1-6} alkyl, C_{1-6} haloalkyl, C_{1-6} alkoxy, C_{1-6} haloalkoxy, hydroxyl, cyano, and nitro;

30 R^8 is selected from hydrogen, halo, C_{1-6} alkyl, C_{1-6} haloalkyl, C_{1-6} alkoxy, C_{1-6} haloalkoxy, hydroxyl, cyano, and nitro;

Q is CR^9 or N;

where R^9 is selected from hydrogen, halo, C_{1-6} alkyl, C_{1-6} haloalkyl, C_{1-6} alkoxy, C_{1-6} haloalkoxy, hydroxyl, cyano, and nitro;

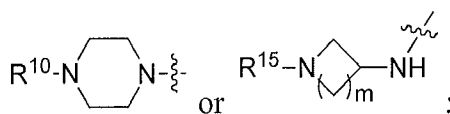
R^{11} is selected from hydrogen and C_{1-6} alkyl;

35 R^{12} is selected from hydrogen and C_{1-6} alkyl;

R^{13} is selected from hydrogen, C_{1-6} alkyl, C_{1-6} acyl, SO_2-C_{1-6} alkyl, C_{3-7} cycloalkyl, and C_{6-20} aryl,

wherein each alkyl or aryl is unsubstituted or substituted with hydroxyl, C_{1-6} alkoxy, or halo; and $-NR^{18}R^{19}$ is (a)

40



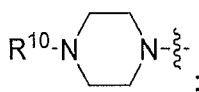
45 wherein R^{10} is selected from hydrogen and C_{1-6} alkyl;

R^{15} is unsubstituted methyl, or is C_{2-4} alkyl unsubstituted or substituted with hydroxy, methoxy, or halo; and m is 1 or 2;

or is (b) where R^{19} and R^9 taken together form a 5- or 6-membered heteroaryl ring optionally substituted with C_{1-6} alkyl that is unsubstituted or substituted with amino, hydroxyl, or halo; and R^{18} is hydrogen or C_{1-6} alkyl, or is absent to satisfy valency of the heteroaryl ring;

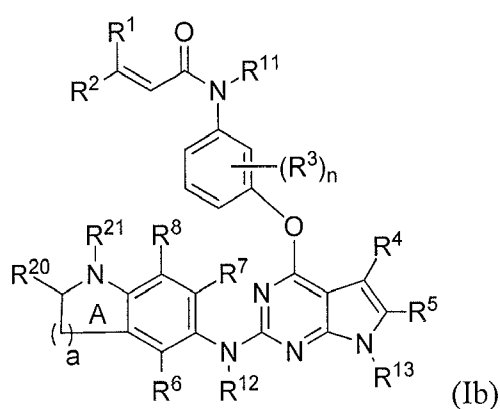
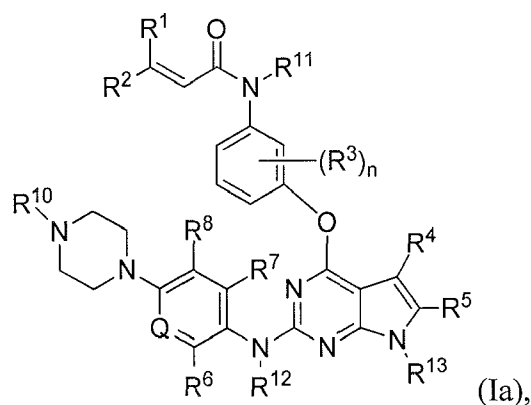
provided that neither of R^6 or R^7 is methoxy when $NR^{18}R^{19}$ is

55



or a pharmaceutically acceptable salt thereof.

[0008] The present disclosure provides a compound of Formula (Ia) and (Ib):



wherein

35 R^1 and R^2 are independently selected from hydrogen, halo, C_{1-6} alkyl, and C_{1-6} haloalkyl;

R^3 is selected from halo, hydroxyl, C_{1-6} alkyl, C_{1-6} alkoxy, cyano, and nitro;

n is a number from zero to 4;

R^4 is selected from hydrogen, C_{1-6} alkyl, C_{3-7} cycloalkyl, and $-NR^{22}R^{23}$;

40 wherein the alkyl or cycloalkyl is unsubstituted or substituted with hydroxyl or amino; and

each R^{22} and R^{23} are independently selected from hydrogen and C_{1-6} alkyl or R^{22} and R^{23} may be joined to form a 3 to 10 membered ring;

R^5 is selected from hydrogen and C_{1-6} alkyl;

45 R^6 is selected from hydrogen, halo, C_{1-6} alkyl, C_{1-6} haloalkyl, C_{2-6} alkoxy, C_{1-6} haloalkoxy, hydroxyl, cyano, and nitro;

R^7 is selected from hydrogen, halo, C_{1-6} alkyl, C_{1-6} haloalkyl, C_{2-6} alkoxy, C_{1-6} haloalkoxy, hydroxyl, cyano, and nitro;

R^8 is selected from hydrogen, halo, C_{1-6} alkyl, C_{1-6} haloalkyl, C_{1-6} alkoxy, C_{1-6} haloalkoxy, hydroxyl, cyano, and nitro;

Q is CR^9 or N ;

R^9 is selected from hydrogen, halo, C_{1-6} alkyl, C_{1-6} haloalkyl, C_{1-6} alkoxy, C_{1-6} haloalkoxy, hydroxyl, cyano, and nitro;

50 R^{10} is selected from hydrogen and C_{1-6} alkyl;

a is one or two;

Ring A is an aromatic ring;

R^{20} and R^{21} are independently selected from hydrogen and C_{1-6} alkyl; wherein alkyl is unsubstituted or substituted with amino, hydroxyl, or halo; wherein R^{21} may be absent as needed to satisfy valency;

55 R^{11} is selected from hydrogen and C_{1-6} alkyl;

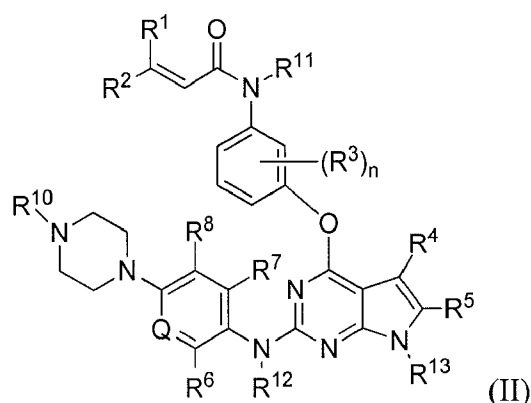
R^{12} is selected from hydrogen and C_{1-6} alkyl; and

R^{13} is selected from hydrogen, C_{1-6} alkyl, C_{1-6} acyl, SO_2-C_{1-6} alkyl, C_{3-7} cycloalkyl, and C_{6-20} aryl,

EP 2 880 035 B9

wherein each alkyl or aryl is unsubstituted or substituted with hydroxyl, C₁₋₆ alkoxy, or halo; or a pharmaceutically acceptable salt thereof.

[0009] The present disclosure provides a compound of Formula (II):



wherein

R¹ and R² are independently selected from hydrogen, halo, C₁₋₆ alkyl, and C₁₋₆ haloalkyl;

R³ is selected from halo, hydroxyl, C₁₋₆ alkyl, C₁₋₆ alkoxy, cyano, and nitro;

n is a number from zero to 4;

R⁴ is selected from hydrogen, C₁₋₆ alkyl, C₃₋₇ cycloalkyl, and -NR²²R²³;

wherein the alkyl or cycloalkyl is unsubstituted or substituted with hydroxyl or amino; and

each R²² and R²³ are independently selected from hydrogen and C₁₋₆ alkyl or R²² and R²³ may be joined to form a 3 to 10 membered ring;

R⁵ is selected from hydrogen and C₁₋₆ alkyl;

R⁶ is selected from hydrogen, halo, C₁₋₆ alkyl, C₁₋₆ haloalkyl, C₂₋₆ alkoxy, C₁₋₆ haloalkoxy, hydroxyl, cyano, and nitro;

R⁷ is selected from hydrogen, halo, C₁₋₆ alkyl, C₁₋₆ haloalkyl, C₂₋₆ alkoxy, C₁₋₆ haloalkoxy, hydroxyl, cyano, and nitro;

R⁸ is selected from hydrogen, halo, C₁₋₆ alkyl, C₁₋₆ haloalkyl, C₁₋₆ alkoxy, C₁₋₆ haloalkoxy, hydroxyl, cyano, and nitro;

Q is CR⁹ or N;

R⁹ is selected from hydrogen, halo, C₁₋₆ alkyl, C₁₋₆ haloalkyl, C₁₋₆ alkoxy, C₁₋₆ haloalkoxy, hydroxyl, cyano, and nitro;

R¹⁰ is selected from hydrogen and C₁₋₆ alkyl;

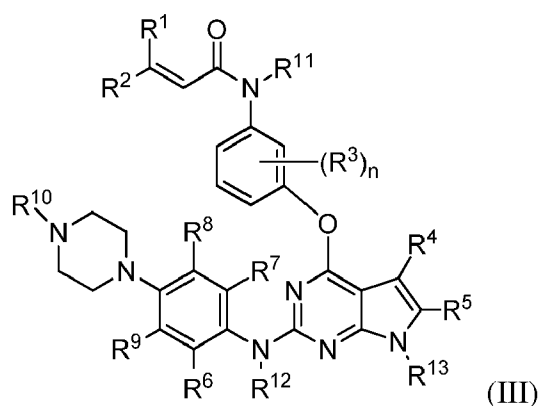
R¹¹ is selected from hydrogen and C₁₋₆ alkyl;

R¹² is selected from hydrogen and C₁₋₆ alkyl; and

R¹³ is selected from hydrogen, C₁₋₆ alkyl, and C₆₋₂₀ aryl, wherein each alkyl or aryl is unsubstituted or substituted with hydroxyl, C₁₋₆ alkoxy, or halo;

or a pharmaceutically acceptable salt thereof.

[0010] The present disclosure provides a compound of Formula (III):



wherein

R¹ and R² are independently selected from hydrogen, halo, C₁₋₆ alkyl, and C₁₋₆ haloalkyl;

R³ is selected from halo, hydroxyl, C₁₋₆ alkyl, C₁₋₆ alkoxy, cyano, and nitro;

n is a number from zero to 4;

R⁴ is selected from hydrogen, C₁₋₆ alkyl, C₃₋₇ cycloalkyl, and -NR²²R²³;

wherein the alkyl or cycloalkyl is unsubstituted or substituted with hydroxyl or amino; and

wherein each R²² and R²³ are independently selected from hydrogen and C₁₋₆ alkyl or R²² and R²³ may be joined to form a 3 to 10 membered ring;

R⁵ is selected from hydrogen and C₁₋₆ alkyl;

R⁶ is selected from hydrogen, halo, C₁₋₆ alkyl, C₁₋₆ haloalkyl, C₂₋₆ alkoxy, C₁₋₆ haloalkoxy, hydroxyl, cyano, and nitro;

R⁷ is selected from hydrogen, halo, C₁₋₆ alkyl, C₁₋₆ haloalkyl, C₂₋₆ alkoxy, C₁₋₆ haloalkoxy, hydroxyl, cyano, and nitro;

R⁸ is selected from hydrogen, halo, C₁₋₆ alkyl, C₁₋₆ haloalkyl, C₁₋₆ alkoxy, C₁₋₆ haloalkoxy, hydroxyl, cyano, and nitro;

R⁹ is selected from hydrogen, halo, C₁₋₆ alkyl, C₁₋₆ haloalkyl, C₁₋₆ alkoxy, C₁₋₆ haloalkoxy, hydroxyl, cyano, and nitro;

R¹⁰ is selected from hydrogen and C₁₋₆ alkyl;

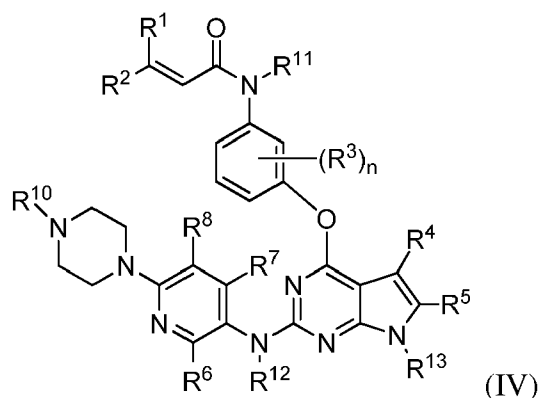
R¹¹ is selected from hydrogen and C₁₋₆ alkyl;

R¹² is selected from hydrogen and C₁₋₆ alkyl; and

R¹³ is selected from hydrogen, C₁₋₆ alkyl, and C₆₋₂₀ aryl, wherein each alkyl or aryl is unsubstituted or substituted with hydroxyl, C₁₋₆ alkoxy, or halo;

or a pharmaceutically acceptable salt thereof.

[0011] The present disclosure provides a compound of Formula (IV):



wherein

R¹ and R² are independently selected from hydrogen, halo, C₁₋₆ alkyl, and C₁₋₆ haloalkyl;

R³ is selected from halo, hydroxyl, C₁₋₆ alkyl, C₁₋₆ alkoxy, cyano, and nitro;

n is a number from zero to 4;

R⁴ is selected from hydrogen, C₁₋₆ alkyl, C₃₋₇ cycloalkyl, and -NR²²R²³;

wherein the alkyl or cycloalkyl is unsubstituted or substituted with hydroxyl or amino; and

wherein each R²² and R²³ are independently selected from hydrogen and C₁₋₆ alkyl or R²² and R²³ may be joined to form a 3 to 10 membered ring;

R⁵ is selected from hydrogen and C₁₋₆ alkyl;

R⁶ is selected from hydrogen, halo, C₁₋₆ alkyl, C₁₋₆ haloalkyl, C₂₋₆ alkoxy, C₁₋₆ haloalkoxy, hydroxyl, cyano, and nitro;

R⁷ is selected from hydrogen, halo, C₁₋₆ alkyl, C₁₋₆ haloalkyl, C₂₋₆ alkoxy, C₁₋₆ haloalkoxy, hydroxyl, cyano, and nitro;

R⁸ is selected from hydrogen, halo, C₁₋₆ alkyl, C₁₋₆ haloalkyl, C₁₋₆ alkoxy, C₁₋₆ haloalkoxy, hydroxyl, cyano, and nitro;

R¹⁰ is selected from hydrogen and C₁₋₆ alkyl;

R¹¹ is selected from hydrogen and C₁₋₆ alkyl;

R¹² is selected from hydrogen and C₁₋₆ alkyl; and

R¹³ is selected from hydrogen, C₁₋₆ alkyl, and C₆₋₂₀ aryl, wherein each alkyl or aryl is unsubstituted or substituted

with hydroxyl, C₁₋₆ alkoxy, or halo;
or a pharmaceutically acceptable salt thereof.

[0014] In certain embodiments, the present disclosure provides a compound of Formula (VII) as described below.

[0015] In certain embodiments, the compound of Formula (I)-(VIII) is a compound selected from those species described or exemplified in the detailed description below.

[0016] In a further aspect, the present disclosure provides a pharmaceutical composition comprising at least one compound of Formula (I)-(VIII) or a pharmaceutically acceptable salt thereof. Pharmaceutical compositions may further comprise a pharmaceutically acceptable carrier or excipient. The present disclosure also provides a compound of Formula (I)-(VIII) or a pharmaceutically acceptable salt thereof for use as a medicament.

[0017] In another aspect, the present disclosure provides a compound of Formula (I)-(VIII) or a pharmaceutically acceptable salt thereof for use in therapy. In another aspect, the present disclosure provides a compound of Formula (I)-(VIII) or a pharmaceutically acceptable salt thereof for use in the treatment of a proliferation disorder. In another aspect, the present disclosure provides use of a compound of Formula (I)-(VIII) or a pharmaceutically acceptable salt thereof for the manufacture of a medicament for the treatment of a proliferation disorder.

[0018] With the compounds presented herein, a condition can be treated that is associated with EGFR inhibitory activity targeting a mutated EGFR but not the wild type EGFR. The compounds of the invention can be administered to a subject in need of such treatment an effective amount of at least one compound of Formula (I)-(VIII) or a pharmaceutically acceptable salt thereof. In this regard, the mutated EGFR may comprise a T790M mutation. The present disclosure provides use of a compound of Formula (I)-(VIII) in the preparation of a medicament for the treatment of such diseases and medical conditions, and the use of such compounds and salts for treatment of such diseases and medical conditions.

[0019] With the compounds according to the invention, mutated EGFR can be inhibited in a cell, wherein the cell is contacted with an effective amount of at least one compound of Formula (I)-(VIII) or a salt thereof, and/or with at least one pharmaceutical composition of the embodiments, wherein the contacting is *in vitro*, *ex vivo*, or *in vivo*. In this regard, the mutated EGFR can comprise a T790M mutation.

[0020] With the compounds according to the invention, a disease or medical condition associated with kinase inhibitory activity can be treated, wherein to a subject in need of such treatment an effective amount of at least one compound of Formula (I)-(VIII) or a pharmaceutically acceptable salt thereof is administered, wherein the kinase can be selected from the group consisting of EGFR, EGFR (T790M), BLK, BMX/ETK, BTK, JAK2, JAK3, TEC, TXK, FLT3, and FLT3 (D835Y). A compound of Formula (I)-(VIII) can also be used in the preparation of a medicament for the treatment of such diseases and medical conditions, and the compounds and salts can be used for treatment of such diseases and medical conditions. With the compounds according to the invention, a mutated kinase in a cell can be inhibited, wherein the cell is contacted with an effective amount of at least one compound of Formula (I)-(VIII) or a salt thereof, and/or with at least one pharmaceutical composition of the embodiments, wherein the contacting is *in vitro*, *ex vivo*, or *in vivo*. In this regard, the mutated kinase can be FLT3 with a D835Y mutation.

[0021] One of ordinary skill in the art will recognize that compounds of Formula (II)-(VI) are compounds of Formula (I), and that compounds of Formula (I)-(VII) are compounds of Formula (VIII).

[0022] Additional embodiments, features, and advantages of the invention will be apparent from the following detailed description and through practice of the invention.

Brief Description of the Drawings

[0023]

Figure 1 shows SDS-PAGE of certain effectors of H1975 lung cancer cells treated with varying concentrations of Compound 3.

Figure 2 shows immunoblots of certain effectors in tumors treated with Compound 3 at various time intervals.

Figure 3 shows a chart of mouse body weight changes in the different groups in NCI-H1975 model.

Figure 4 shows a chart of mouse body weight changes in the different groups in HCC827 model.

Figure 5 shows a chart of mouse body weight changes in the different groups in A431 model.

Figure 6 shows a chart of the tumor volume of mice in the different groups in NCI-H1975 model.

Figure 7 shows a chart of the tumor volume of mice in the different groups in HCC827 model.

Figure 8 shows a chart of the tumor volume of mice in the different groups in A431 model.

Figures 9A-9F show SDS-PAGE (9A, 9C, 9E) and inhibition graphs (9B, 9D, 9F) of EGFR-Tyr1068 phosphorylation and downstream signaling in H1975 lung cancer cells treated with varying concentrations of Compound 3 (9A, 9B), Gefitinib (9C, 9D), and WZ4002 (9E, 9F).

Figures 10A-10F show SDS-PAGE (10A, 10C, 10E) and inhibition graphs (10B, 10D, 10F) of EGFR-Tyr1068 phosphorylation and downstream signaling in HCC-827 EGFR mutant cells treated with varying concentrations of Com-

EP 2 880 035 B9

pound 3 (10A, 10B), Gefitinib (10C, 10D), and WZ4002 (10E, 10F).

Figures 11A-11F show SDS-PAGE (11A, 11C, 11E) and inhibition graphs (11B, 11D, 11F) of EGFR-Tyr1068 phosphorylation and downstream signaling in A431 cells expressing WT EGFR that were treated with varying concentrations of Compound 3 (11A, 11B), Gefitinib (11C, 11D), and WZ4002 (11E, 11F).

Figure 12 shows the inhibition of phosphorylation of EGFR in H1975 tumor tissues when treated with a single dose of Compound 3 at 12.5, 50, and 200 mg/kg.

Figure 13 shows the inhibition of phosphorylation of EGFR in H1975 tumor tissues when treated with eight doses of Compound 3 at 12.5 and 50 mg/kg, as compared to Gefitinib at 100 mg/kg.

Figure 14 shows the results of a cell-based pulse-chase assay that demonstrate that Compound 3 is an irreversible inhibitor of proliferation of H1975 cells with the EGFR T790M mutation.

Figure 15A shows the IC₅₀ titration curve for Compound 3 against BLK. Figure 15B shows the IC₅₀ titration curve for staurosporine against BLK

Figure 16 shows the IC₅₀ titration curve for Compound 3 against BMX/ETK.

Figure 17 shows the IC₅₀ titration curve for Compound 3 against BTK.

Figure 18 shows the IC₅₀ titration curve for Compound 3 against FLT3 (D835Y).

Figure 19 shows the IC₅₀ titration curve for Compound 3 against ITK.

Figure 20 shows the IC₅₀ titration curve for Compound 3 against JAK2.

Figure 21 shows the IC₅₀ titration curve for Compound 3 against JAK3.

Figure 22 shows the IC₅₀ titration curve for Compound 3 against TEC.

Figure 23 shows the IC₅₀ titration curve for Compound 3 against TXK.

Detailed Description

[0024] The present invention is directed to certain pyrrolopyrimidine derivatives, pharmaceutical compositions, and to these compounds and compositions for use in the treatment of proliferation disorders. The compounds as described herein exhibit anti-tumor, anticancer, anti-inflammation, anti-infectious, and anti-proliferation activity. In some embodiments, the compounds have been shown to possess anti-cancer activity in cell based assays as described herein using various cancer cell lines, which demonstrate very efficient EGFR inhibitory activity targeting substantially the mutation and not substantially the wild type protein. In some embodiments, the mutated EGFR comprises a T790M mutation. Accordingly, the compounds and compositions comprising the compounds of the embodiments are useful to treat conditions characterized by those mutated cancer cells. In certain instances, the compounds are useful to treat sarcoma, epidermoid cancer, fibrosarcoma, cervical cancer, gastric carcinoma, skin cancer, leukemia, lymphoma, lung cancer, non-small cell lung cancer, colon cancer, CNS cancer, melanoma, ovarian cancer, renal cancer, prostate cancer, breast cancer, liver cancer, head and neck cancers, and pancreatic cancer.

[0025] In other embodiments, the compounds have been shown to have activity against a range of protein kinases, including EGFR, EGFR (T790M), BLK, BMX/ETK, BTK, JAK2, JAK3, TEC, TXK, FLT3, and FLT3 (D835Y). In certain instances, the compounds are useful to treat cancers, tumors, inflammatory diseases, autoimmune diseases, or immunologically related diseases. In other embodiments, such diseases are mediated by at least one kinase selected from BTK, JAK3, ITK, and BMX. In other embodiments, the cancers, tumors, inflammatory diseases, autoimmune diseases, or immunologically mediated diseases are mediated by abnormally activated B-lymphocytes, T-lymphocytes, or both. In other embodiments, the inflammatory diseases, autoimmune diseases, or immunologically mediated diseases are arthritis, rheumatoid arthritis, spondyloarthritis, gouty arthritis, osteoarthritis, juvenile arthritis, other arthritic conditions, lupus, systemic lupus erythematosus (SLE), skin-related disease, psoriasis, dry eye, eczema, dermatitis, atopic dermatitis, pain, pulmonary disorder, lung inflammation, adult respiratory distress syndrome (ARDS), pulmonary sarcoidosis, chronic pulmonary inflammatory disease, chronic obstructive pulmonary disease (COPD), cardiovascular disease, arteriosclerosis, myocardial infarction, congestive heart failure, cardiac reperfusion injury, inflammatory bowel disease, Crohn's disease, ulcerative colitis, irritable bowel syndrome, asthma, Sjogren's syndrome, autoimmunity thyroid disease, urticaria (cnidosis), multiple sclerosis, scleroderma, organ transplantation rejection, heteroplastic graft, idiopathic thrombocytopenic purpura (ITP), Parkinson's disease, Alzheimer's disease, diabetic associated diseases, inflammation, pelvic inflammatory disease, allergic rhinitis, allergic bronchitis, allergic sinusitis, leukemia, lymphoma, B-cell lymphoma, T-cell lymphoma, myeloma, acute lymphoid leukemia (ALL), chronic lymphoid leukemia (CLL), acute myeloid leukemia (AML), chronic myeloid leukemia (CML), hairy cell leukemia, Hodgkin's disease, non-Hodgkin's lymphoma, multiple myeloma, myelodysplastic syndrome (MDS), myeloproliferative neoplasms (MPN), diffuse large B-cell lymphoma, follicular lymphoma, sarcoma, epidermoid cancer, fibrosarcoma, cervical cancer, gastric carcinoma, skin cancer, leukemia, lymphoma, lung cancer, non-small cell lung cancer, colon cancer, CNS cancer, melanoma, ovarian cancer, renal cancer, prostate cancer, breast cancer, liver cancer, head and neck cancers, or pancreatic cancer. In other embodiments, the diseases are autoimmune disease or transplant-induced inflammatory disorders including, but not limited to, allotransplantation, Graft versus host disease, or autoimmune diabetes.

[0026] Before the present invention is further described, it is to be understood that this invention is not limited to particular embodiments described, as such may, of course, vary. It is also to be understood that the terminology used herein is for the purpose of describing particular embodiments only, and is not intended to be limiting, since the scope of the present invention will be limited only by the appended claims.

[0027] It must be noted that as used herein and in the appended claims, the singular forms "a," "an," and "the" include plural referents unless the context clearly dictates otherwise. It is further noted that the claims may be drafted to exclude any optional element. As such, this statement is intended to serve as antecedent basis for use of such exclusive terminology as "solely," "only" and the like in connection with the recitation of claim elements, or use of a "negative" limitation.

[0028] As used herein, the terms "including," "containing," and "comprising" are used in their open, non-limiting sense.

[0029] To provide a more concise description, some of the quantitative expressions given herein are not qualified with the term "about". It is understood that, whether the term "about" is used explicitly or not, every quantity given herein is meant to refer to the actual given value, and it is also meant to refer to the approximation to such given value that would reasonably be inferred based on the ordinary skill in the art, including equivalents and approximations due to the experimental and/or measurement conditions for such given value. Whenever a yield is given as a percentage, such yield refers to a mass of the entity for which the yield is given with respect to the maximum amount of the same entity that could be obtained under the particular stoichiometric conditions. Concentrations that are given as percentages refer to mass ratios, unless indicated differently.

[0030] Unless defined otherwise, all technical and scientific terms used herein have the same meaning as commonly understood by one of ordinary skill in the art to which this invention belongs. Although any methods and materials similar or equivalent to those described herein can also be used in the practice or testing of the present invention, the preferred methods and materials are now described. All publications mentioned herein are incorporated herein by reference to disclose and describe the methods and/or materials in connection with which the publications are cited.

[0031] Except as otherwise noted, the methods and techniques of the present embodiments are generally performed according to conventional methods well known in the art and as described in various general and more specific references that are cited and discussed throughout the present specification. See, e.g., Loudon, Organic Chemistry, Fourth Edition, New York: Oxford University Press, 2002; Smith and March, March's Advanced Organic Chemistry: Reactions, Mechanisms, and Structure, Fifth Edition, Wiley-Interscience, 2001.

[0032] The nomenclature used herein to name the subject compounds is illustrated in the Examples herein. This nomenclature has generally been derived using the commercially-available AutoNom software (MDL, San Leandro, Calif.).

[0033] It is appreciated that certain features of the invention, which are, for clarity, described in the context of separate embodiments, may also be provided in combination in a single embodiment. Conversely, various features of the invention, which are, for brevity, described in the context of a single embodiment, may also be provided separately or in any suitable subcombination. All combinations of the embodiments pertaining to the chemical groups represented by the variables are specifically embraced by the present invention and are disclosed herein just as if each and every combination was individually and explicitly disclosed, to the extent that such combinations embrace compounds that are stable compounds (i.e., compounds that can be isolated, characterized, and tested for biological activity). In addition, all subcombinations of the chemical groups listed in the embodiments describing such variables are also specifically embraced by the present invention and are disclosed herein just as if each and every such sub-combination of chemical groups was individually and explicitly disclosed herein.

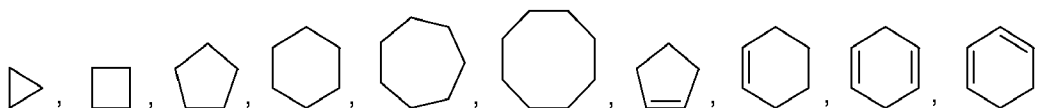
Chemical Terms

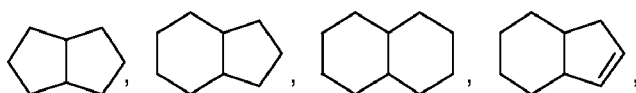
[0034] The term "alkyl" refers to a straight- or branched-chain alkyl group having from 1 to 12 carbon atoms in the chain. Examples of alkyl groups include methyl (Me), ethyl (Et), n-propyl, isopropyl, butyl, isobutyl, sec-butyl, tert-butyl (tBu), pentyl, isopentyl, tert-pentyl, hexyl, isohexyl, and groups that in light of the ordinary skill in the art and the teachings provided herein would be considered equivalent to any one of the foregoing examples.

[0035] The term "alkoxy" refers to an alkyl group as defined above, bonded to an oxygen atom. The alkoxy group is connected to the parent structure via the oxygen atom.

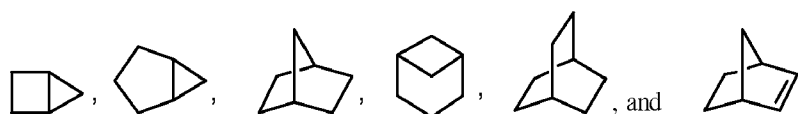
[0036] The term "amino" refers to an -NH₂ group, or a mono- or dialkylamino group.

[0037] The term "cycloalkyl" refers to a saturated or partially saturated, monocyclic, fused polycyclic, bridged polycyclic, or spiro polycyclic carbocycle having from 3 to 12 ring atoms per carbocycle. Illustrative examples of cycloalkyl groups include the following entities, in the form of properly bonded moieties:





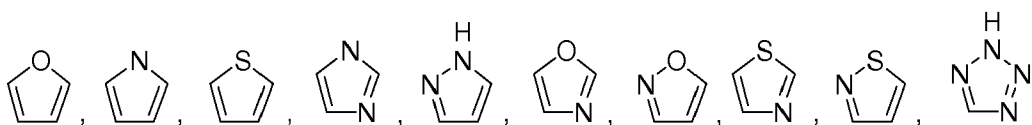
5



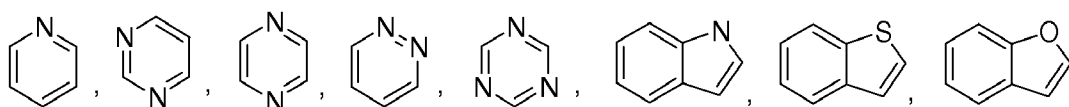
10

[0038] The term "heteroaryl" refers to a monocyclic, fused bicyclic, or fused polycyclic aromatic heterocycle (ring structure having ring atoms selected from carbon atoms and up to four heteroatoms selected from nitrogen, oxygen, and sulfur) having from 3 to 12 ring atoms per heterocycle. Illustrative examples of heteroaryl groups include the following entities, in the form of properly bonded moieties:

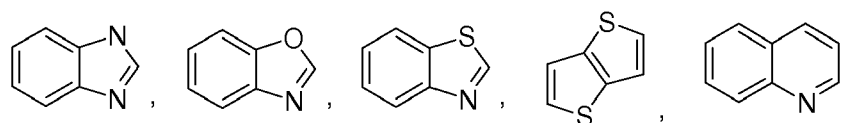
15



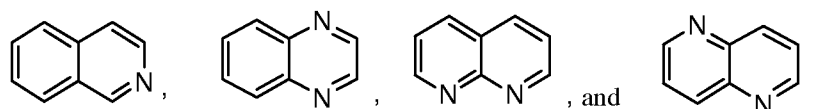
20



25



30



35

[0039] The term "halogen" represents chlorine, fluorine, bromine, or iodine. The term "halo" represents chloro, fluoro, bromo, or iodo. The term "haloalkyl" means an alkyl as defined above, substituted with one or more halogen atoms. The term "haloalkoxy" means an alkoxy as defined above, substituted with one or more halogen atoms.

40

[0040] The term "acyl" refers to a group R-C(O)- of from 1 to 10 carbon atoms of a straight, branched, or cyclic configuration or a combination thereof, attached to the parent structure through carbonyl functionality. Such group may be saturated or unsaturated, and aliphatic or aromatic.

45

[0041] The term "cyano" refers to the group -CN.

[0042] The term "nitro" refers to the group -NO₂.

[0043] The term "hydroxyl" refers to the group -OH.

[0044] Those skilled in the art will recognize that the species listed or illustrated above are not exhaustive, and that additional species within the scope of these defined terms may also be selected.

50

[0045] The term "substituted" means that the specified group or moiety bears one or more substituents. The term "unsubstituted" means that the specified group bears no substituents. The term "optionally substituted" means that the specified group is unsubstituted or substituted by one or more substituents. Where the term "substituted" is used to describe a structural system, the substitution is meant to occur at any valency-allowed position on the system.

55

[0046] Any formula depicted herein is intended to represent a compound of that structural formula as well as certain variations or forms. For example, a formula given herein is intended to include a racemic form, or one or more enantiomeric, diastereomeric, or geometric isomers, or a mixture thereof. Additionally, any formula given herein is intended to refer also to a hydrate, solvate, or polymorph of such a compound, or a mixture thereof.

[0047] Any formula given herein is also intended to represent unlabeled forms as well as isotopically labeled forms of

the compounds. Isotopically labeled compounds have structures depicted by the formulas given herein except that one or more atoms are replaced by an atom having a selected atomic mass or mass number. Examples of isotopes that can be incorporated into compounds of the embodiments include isotopes of hydrogen, carbon, nitrogen, oxygen, phosphorous, fluorine, chlorine, and iodine, such as ^2H , ^3H , ^{11}C , ^{13}C , ^{14}C , ^{15}N , ^{18}O , ^{17}O , ^{31}P , ^{32}P , ^{35}S , ^{18}F , ^{36}Cl , and ^{125}I , respectively. Such isotopically-labelled compounds are useful in metabolic studies (preferably with ^{14}C), reaction kinetic studies (with, for example ^2H or ^3H), detection or imaging techniques [such as positron emission tomography (PET) or single-photon emission computed tomography (SPECT)] including drug or substrate tissue distribution assays, or in radioactive treatment of patients. In particular, an ^{18}F or ^{11}C labeled compound may be particularly preferred for PET or SPECT studies. Further, substitution with heavier isotopes such as deuterium (i.e., ^2H) may afford certain therapeutic advantages resulting from greater metabolic stability, for example increased *in vivo* half-life or reduced dosage requirements. Isotopically-labeled compounds of the embodiments and prodrugs thereof can generally be prepared by carrying out the procedures disclosed in the schemes or in the examples and preparations described below by substituting a readily available isotopically-labeled reagent for a non-isotopically-labeled reagent.

[0048] The nomenclature " $\text{C}_{i,j}$ " with $j > i$, when applied herein to a class of substituents, is meant to refer to embodiments for which each and every one of the number of carbon members, from i to j including i and j , is independently realized. By way of example, the term $\text{C}_{1,3}$ refers independently to embodiments that have one carbon member (C_1), embodiments that have two carbon members (C_2), and embodiments that have three carbon members (C_3).

[0049] Any disubstituent referred to herein is meant to encompass the various attachment possibilities when more than one of such possibilities are allowed. For example, reference to disubstituent $-\text{A}-\text{B}-$, where $\text{A} \neq \text{B}$, refers herein to such disubstituent with A attached to a first substituted member and B attached to a second substituted member, and it also refers to such disubstituent with A attached to the second substituted member and B attached to the first substituted member.

[0050] The present disclosure provides pharmaceutically acceptable salts of the compounds represented by Formulae (I)-(VIII), preferably of those described above and of the specific compounds exemplified herein, and pharmaceutical compositions comprising such salts, and methods of using such salts.

[0051] A "pharmaceutically acceptable salt" is intended to mean a salt of a free acid or base of a compound represented herein that is non-toxic, biologically tolerable, or otherwise biologically suitable for administration to the subject. See, generally, S.M. Berge, et al., "Pharmaceutical Salts," J. Pharm. Sci., 1977, 66, 1-19. Preferred pharmaceutically acceptable salts are those that are pharmacologically effective and suitable for contact with the tissues of subjects without undue toxicity, irritation, or allergic response. A compound described herein may possess a sufficiently acidic group, a sufficiently basic group, both types of functional groups, or more than one of each type, and accordingly react with a number of inorganic or organic bases, and inorganic and organic acids, to form a pharmaceutically acceptable salt.

[0052] Examples of pharmaceutically acceptable salts include sulfates, pyrosulfates, bisulfates, sulfites, bisulfites, phosphates, monohydrogen-phosphates, dihydrogenphosphates, metaphosphates, pyrophosphates, chlorides, bromides, iodides, acetates, propionates, decanoates, caprylates, acrylates, formates, isobutyrate, caproates, heptanoates, propiolates, oxalates, malonates, succinates, suberates, sebacates, fumarates, maleates, butyne-1,4-dioates, hexyne-1,6-dioates, benzoates, chlorobenzoates, methylbenzoates, dinitrobenzoates, hydroxybenzoates, methoxybenzoates, phthalates, sulfonates, methylsulfonates, propylsulfonates, besylates, xylenesulfonates, naphthalene-1-sulfonates, naphthalene-2-sulfonates, phenylacetates, phenylpropionates, phenylbutyrates, citrates, lactates, γ -hydroxybutyrates, glycolates, tartrates, and mandelates.

[0053] For a compound of Formulae (I)-(VIII) that contains a basic nitrogen, a pharmaceutically acceptable salt may be prepared by any suitable method available in the art, for example, treatment of the free base with an inorganic acid, such as hydrochloric acid, hydrobromic acid, sulfuric acid, sulfamic acid, nitric acid, boric acid, phosphoric acid, and the like, or with an organic acid, such as acetic acid, phenylacetic acid, propionic acid, stearic acid, lactic acid, ascorbic acid, maleic acid, hydroxymaleic acid, isethionic acid, succinic acid, valeric acid, fumaric acid, malonic acid, pyruvic acid, oxalic acid, glycolic acid, salicylic acid, oleic acid, palmitic acid, lauric acid, a pyranosidyl acid, such as glucuronic acid or galacturonic acid, an alpha-hydroxy acid, such as mandelic acid, citric acid, or tartaric acid, an amino acid, such as aspartic acid or glutamic acid, an aromatic acid, such as benzoic acid, 2-acetoxybenzoic acid, naphthoic acid, or cinnamic acid, a sulfonic acid, such as laurylsulfonic acid, p-toluenesulfonic acid, methanesulfonic acid, or ethanesulfonic acid, or any compatible mixture of acids such as those given as examples herein, and any other acid and mixture thereof that are regarded as equivalents or acceptable substitutes in light of the ordinary level of skill in this technology. In certain embodiments, the pharmaceutically acceptable salt is the HCl salt, maleic acid salt, HBr salt, hydroxybutanedioic acid salt, fumaric acid salt, lactic acid salt, tartaric acid salt, or methanesulfonic acid salt.

[0054] The present disclosure provides pharmaceutically acceptable prodrugs of the compounds of Formulae (I)-(VIII), and their use in therapeutic treatment. The term "prodrug" means a precursor of a designated compound that, following administration to a subject, yields the compound *in vivo* via a chemical or physiological process such as solvolysis or enzymatic cleavage, or under physiological conditions (e.g., a prodrug on being brought to physiological pH is converted to the compound of Formulae (I)-(VIII)). A "pharmaceutically acceptable prodrug" is a prodrug that is non-toxic, biologically

tolerable, and otherwise biologically suitable for administration to the subject. Illustrative procedures for the selection and preparation of suitable prodrug derivatives are described, for example, in "Design of Prodrugs", ed. H. Bundgaard, Elsevier, 1985.

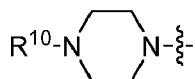
[0055] The present disclosure provides pharmaceutically active metabolites of compounds of Formulae (I)-(VIII), and uses of such metabolites in the methods of the embodiments. A "pharmaceutically active metabolite" means a pharmacologically active product of metabolism in the body of a compound of Formulae (I)-(VIII) or salt thereof. Prodrugs and active metabolites of a compound may be determined using routine techniques known or available in the art. See, e.g., Bertolini et al., J. Med. Chem. 1997, 40, 2011-2016; Shan et al., J. Pharm. Sci. 1997, 86 (7), 765-767; Bagshawe, Drug Dev. Res. 1995, 34, 220-230; Bodor, Adv. Drug Res. 1984, 13, 255-331; Bundgaard, Design of Prodrugs (Elsevier Press, 1985); and Larsen, Design and Application of Prodrugs, Drug Design and Development (Krogsgaard-Larsen et al., eds., Harwood Academic Publishers, 1991).

Representative Embodiments

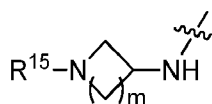
Formula (VIII)

[0056] The present disclosure provides a compound of Formula (VIII). In some embodiments, X¹ is O or NH. In other embodiments, X¹ is CH₂ or CF₂. In still other embodiments, X¹ is O.

[0057] In some embodiments of Formula (VIII), -NR¹⁸R¹⁹ is



In other embodiments, -NR¹⁸R¹⁹ is



In some embodiments, R¹⁵ is methyl, hydroxyethyl, methoxyethyl, or fluoroethyl. In other embodiments, R¹⁵ is fluoroethyl. In some embodiments, m is 1. In other embodiments, m is 2.

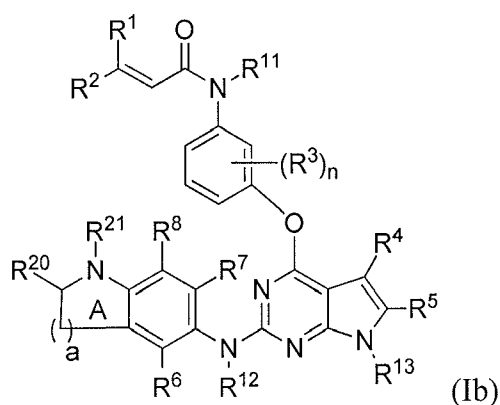
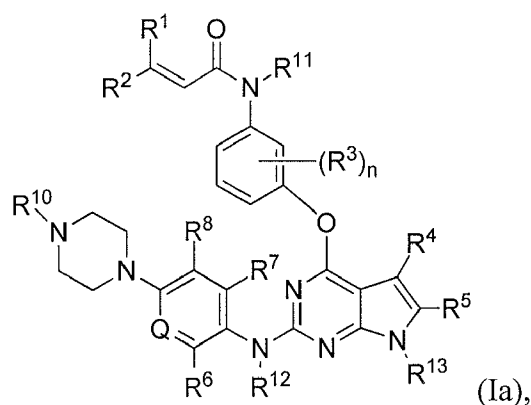
[0058] In some embodiments, R⁹ and R¹⁹ taken together form an optionally substituted 5- or 6-membered heteroaryl ring. In some embodiments, R¹⁹ and R⁹ together form a 5- or 6-membered ring optionally substituted with C₁₋₆alkyl that is unsubstituted or substituted with amino. In some embodiments, the heteroaryl ring is substituted with dimethylaminomethyl or piperidinylmethyl. In other embodiments, R⁹ and R¹⁹ taken together form pyrrole or pyridine. In some embodiments, R¹⁸ is dimethylaminoethyl.

[0059] In some embodiments, R⁶ is methoxy. In other embodiments, R⁷ is methoxy. In certain instances, R⁷ is hydrogen or methoxy.

[0060] In some embodiments of Formula (VIII), each variable therein is defined as described below for any one of Formulas (I)-(VII) or embodiments thereof. In particular, certain embodiments of Formula (VIII) are as defined for each variable for Formula (I) below, and said definitions are incorporated herein by reference.

Formula (I)

[0061] The present disclosure provides a compound of Formula (Ia) and (Ib):



wherein

R^1 and R^2 are independently selected from hydrogen, halo, C_{1-6} alkyl, and C_{1-6} haloalkyl;

R^3 is selected from halo, hydroxyl, C_{1-6} alkyl, C_{1-6} alkoxy, cyano, and nitro;

n is a number from zero to 4;

R^4 is selected from hydrogen, C_{1-6} alkyl, C_{3-7} cycloalkyl, and $-NR^{22}R^{23}$;

wherein the alkyl or cycloalkyl is unsubstituted or substituted with hydroxyl or amino; and

each R^{22} and R^{23} are independently selected from hydrogen and C_{1-6} alkyl or R^{22} and R^{23} may be joined to form a 3 to 10 membered ring;

R^5 is selected from hydrogen and C_{1-6} alkyl;

R^6 is selected from hydrogen, halo, C_{1-6} alkyl, C_{1-6} haloalkyl, C_{2-6} alkoxy, C_{1-6} haloalkoxy, hydroxyl, cyano, and nitro;

R^7 is selected from hydrogen, halo, C_{1-6} alkyl, C_{1-6} haloalkyl, C_{2-6} alkoxy, C_{1-6} haloalkoxy, hydroxyl, cyano, and nitro;

R^8 is selected from hydrogen, halo, C_{1-6} alkyl, C_{1-6} haloalkyl, C_{1-6} alkoxy, C_{1-6} haloalkoxy, hydroxyl, cyano, and nitro;

Q is CR^9 or N ;

where R^9 is selected from hydrogen, halo, C_{1-6} alkyl, C_{1-6} haloalkyl, C_{1-6} alkoxy, C_{1-6} haloalkoxy, hydroxyl, cyano, and nitro;

R^{10} is selected from hydrogen and C_{1-6} alkyl;

a is one or two;

Ring A is an aromatic ring;

R^{20} and R^{21} are independently selected from hydrogen and C_{1-6} alkyl; wherein alkyl is unsubstituted or substituted with amino, hydroxyl, or halo; wherein R^{21} may not present to satisfy valency;

R^{11} is selected from hydrogen and C_{1-6} alkyl;

R^{12} is selected from hydrogen and C_{1-6} alkyl; and

R^{13} is selected from hydrogen, C_{1-6} alkyl, C_{1-6} acyl, SO_2-C_{1-6} alkyl, C_{3-7} cycloalkyl, and C_{6-20} aryl,

wherein each alkyl or aryl is unsubstituted or substituted with hydroxyl, C_{1-6} alkoxy, or halo;

or a pharmaceutically acceptable salt thereof.

[0062] Formula (I) is meant to refer to Formula (Ia) and Formula (Ib).

[0063] In Formula (I), R^1 and R^2 are independently selected from hydrogen, halo, C_{1-6} alkyl, and C_{1-6} haloalkyl. In certain instances, R^1 is hydrogen. In certain instances, R^1 is C_{1-6} alkyl. In certain instances, R^1 is methyl or ethyl. In

certain instances, R² is hydrogen. In certain instances, R² is C₁₋₆ alkyl. In certain instances, R² is methyl or ethyl. In certain instances, R¹ and R² are each hydrogen.

[0064] In Formula (I), n is a number from zero to 4. In certain instances, n is zero. In certain instances, n is one. In certain instances, n is 2. In certain instances, n is 3. In certain instances, n is 4.

[0065] In Formula (I), R³ is selected from halo, hydroxyl, C₁₋₆ alkyl, C₁₋₆ alkoxy, cyano, and nitro. In certain instances, R³ is halo. In certain instances, R³ is hydroxyl. In certain instances, R³ is C₁₋₆ alkyl. In certain instances, R³ is C₁₋₆ alkoxy. In certain instances, R³ is cyano. In certain instances, R³ is nitro.

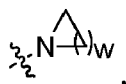
[0066] In Formula (I), R⁴ is selected from hydrogen, C₁₋₆ alkyl, C₃₋₇ cycloalkyl, and -NR²²R²³; wherein the alkyl or cycloalkyl is unsubstituted or substituted with hydroxyl or amino; and wherein each R²² and R²³ are independently selected from hydrogen and C₁₋₆ alkyl or R²² and R²¹ may be joined to form a 3 to 10 membered ring. In certain instances, R⁴ is hydrogen. In certain instances, R⁴ is C₁₋₆ alkyl. In certain instances, R⁴ is C₃₋₇ cycloalkyl. In certain instances, R⁴ is -NR²²R²³.

[0067] In certain instances, R⁴ is unsubstituted C₁₋₆ alkyl. In certain instances, R⁴ is C₁₋₆ alkyl that is substituted with hydroxyl. In certain instances, R⁴ is C₁₋₃ alkyl that is substituted with hydroxyl. In certain instances, R⁴ is C₁₋₆ alkyl that is substituted with amino. In certain instances, R⁴ is C₁₋₆ alkyl that is substituted with -NH₂. In certain instances, R⁴ is C₁₋₆ alkyl that is substituted with -N(CH₃)₂. In certain instances, R⁴ is C₁₋₃ alkyl that is substituted with -NH₂. In certain instances, R⁴ is C₁₋₃ alkyl that is substituted with -N(CH₃)₂.

[0068] In certain instances, R⁴ is unsubstituted C₃₋₇ cycloalkyl. In certain instances, R⁴ is unsubstituted C₃ cycloalkyl. In certain instances, R⁴ is unsubstituted C₄ cycloalkyl. In certain instances, R⁴ is unsubstituted C₅₋₆ cycloalkyl. In certain instances, R⁴ is unsubstituted C₇ cycloalkyl.

[0069] In certain instances, R⁴ is -NR²²R²³, wherein each R²² and R²³ are independently selected from hydrogen and C₁₋₆ alkyl or R²² and R²³ may be joined to form a 3 to 10 membered ring. In certain instances, R²² and R²³ are hydrogen. In certain instances, R²² and R²³ are C₁₋₆ alkyl. In certain instances, R²² and R²³ are C₁₋₃ alkyl. In certain instances, R²² and R²³ are methyl.

[0070] In certain instances, R²² and R²³ may be joined to form a 3 to 10 membered ring, such that R⁴ is



where w is a number from 1 to 8. In certain instances, R²² and R²³ may be joined to form a 3-membered ring. In certain instances, R²² and R²³ may be joined to form a 4-membered ring. In certain instances, R²² and R²³ may be joined to form a 5-membered ring. In certain instances, R²² and R²³ may be joined to form a 6-membered ring. In certain instances, R²² and R²³ may be joined to form a 7-membered ring.

[0071] In Formula (I), R⁵ is selected from hydrogen and C₁₋₆ alkyl. In certain instances, R⁵ is hydrogen. In certain instances, R⁵ is C₁₋₆ alkyl. In certain instances, R⁵ is methyl. In certain instances, R⁵ is ethyl. In certain instances, R⁵ is C₁₋₃ alkyl. In certain instances, R⁵ is C₄₋₆ alkyl.

[0072] In Formula (I), R⁶ is selected from hydrogen, halo, C₁₋₆ alkyl, C₁₋₆ haloalkyl, C₂₋₆ alkoxy, C₁₋₆ haloalkoxy, hydroxyl, cyano, and nitro. In certain instances, R⁶ is hydrogen. In certain instances, R⁶ is halo. In certain instances, R⁶ is fluoro. In certain instances, R⁶ is chloro. In certain instances, R⁶ is bromo. In certain instances, R⁶ is C₁₋₆ alkyl. In certain instances, R⁶ is C₁₋₆ haloalkyl. In certain instances, R⁶ is C₂₋₆ alkoxy. In certain instances, R⁶ is C₁₋₆ haloalkoxy. In certain instances, R⁶ is hydroxyl. In certain instances, R⁶ is cyano. In certain instances, R⁶ is nitro.

[0073] In Formula (I), R⁷ is selected from hydrogen, halo, C₁₋₆ alkyl, C₁₋₆ haloalkyl, C₂₋₆ alkoxy, C₁₋₆ haloalkoxy, hydroxyl, cyano, and nitro. In certain instances, R⁷ is hydrogen. In certain instances, R⁷ is halo. In certain instances, R⁷ is fluoro. In certain instances, R⁷ is chloro. In certain instances, R⁷ is bromo. In certain instances, R⁷ is C₁₋₆ alkyl. In certain instances, R⁷ is C₁₋₆ haloalkyl. In certain instances, R⁷ is C₂₋₆ alkoxy. In certain instances, R⁷ is C₁₋₆ haloalkoxy. In certain instances, R⁷ is hydroxyl. In certain instances, R⁷ is cyano. In certain instances, R⁷ is nitro.

[0074] In Formula (I), R⁸ is selected from hydrogen, halo, C₁₋₆ alkyl, C₁₋₆ haloalkyl, C₁₋₆ alkoxy, C₁₋₆ haloalkoxy, hydroxyl, cyano, and nitro. In certain instances, R⁸ is hydrogen. In certain instances, R⁸ is halo. In certain instances, R⁸ is fluoro. In certain instances, R⁸ is chloro. In certain instances, R⁸ is bromo. In certain instances, R⁸ is C₁₋₆ alkyl. In certain instances, R⁸ is C₁₋₆ haloalkyl. In certain instances, R⁸ is C₁₋₆ alkoxy. In certain instances, R⁸ is C₁₋₆ haloalkoxy. In certain instances, R⁸ is hydroxyl. In certain instances, R⁸ is cyano. In certain instances, R⁸ is nitro.

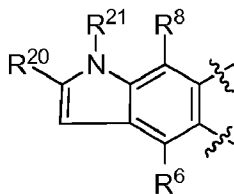
[0075] In Formula (I), Q is CR⁹ or N. In certain instances, Q is CR⁹. In certain instances, Q is N.

[0076] In Formula (I), R⁹ is selected from hydrogen, halo, C₁₋₆ alkyl, C₁₋₆ haloalkyl, C₁₋₆ alkoxy, C₁₋₆ haloalkoxy, hydroxyl, cyano, and nitro. In certain instances, R⁹ is hydrogen. In certain instances, R⁹ is halo. In certain instances, R⁹ is fluoro. In certain instances, R⁹ is chloro. In certain instances, R⁹ is bromo. In certain instances, R⁹ is C₁₋₆ alkyl. In certain instances, R⁹ is C₁₋₆ haloalkyl. In certain instances, R⁹ is C₁₋₆ alkoxy. In certain instances, R⁹ is C₁₋₆ haloalkoxy.

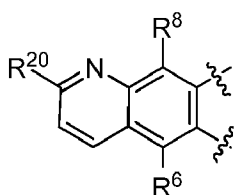
In certain instances, R⁹ is hydroxyl. In certain instances, R⁹ is cyano. In certain instances, R⁹ is nitro. In certain instances, R⁹ is hydrogen or fluoro.

[0077] In Formula (I), R¹⁰ is selected from hydrogen and C₁₋₆ alkyl. In certain instances, R¹⁰ is hydrogen. In certain instances, R¹⁰ is C₁₋₆ alkyl. In certain instances, R¹⁰ is methyl. In certain instances, R¹⁰ is ethyl. In certain instances, R¹⁰ is C₁₋₃ alkyl. In certain instances, R¹⁰ is C₄₋₆ alkyl.

[0078] In Formula (I), a is one or two and Ring A is an aromatic ring. In certain instances, a is one, as shown:



In certain instances, a is two, as shown:



[0079] In Formula (I), R²⁰ and R²¹ are independently selected from hydrogen and C₁₋₆ alkyl; wherein alkyl is unsubstituted or substituted with amino, hydroxyl, or halo; wherein R²¹ may not present to satisfy valency. In certain instances, R²⁰ and R²¹ are independently hydrogen. In certain instances, R²⁰ and R²¹ are independently unsubstituted C₁₋₆ alkyl. In certain instances, R²⁰ and R²¹ are independently C₁₋₆ alkyl, substituted with amino. In certain instances, R²⁰ and R²¹ are independently C₁₋₆ alkyl, substituted with -NR²⁴R²⁵, wherein R²⁴ and R²⁵ are independently selected from hydrogen and C₁₋₆ alkyl. In certain instances, R²⁰ and R²¹ are independently C₁₋₆ alkyl, substituted with -NR²⁴R²⁵, wherein R²⁴ and R²⁵ are independently selected from hydrogen and C₁₋₃ alkyl. In certain instances, R²⁰ and R²¹ are independently C₁₋₆ alkyl, substituted with -NR²⁴R²⁵, wherein R²⁴ and R²⁵ are independently selected from hydrogen and methyl. In certain instances, R²⁰ and R²¹ are independently C₁₋₃ alkyl, substituted with -NR²⁴R²⁵, wherein R²⁴ and R²⁵ are independently selected from hydrogen and methyl. In certain instances, R²⁰ and R²¹ are independently C₁₋₆ alkyl, substituted with hydroxyl. In certain instances, R²⁰ and R²¹ are C₁₋₆ alkyl, substituted with halo.

[0080] In Formula (I), R¹¹ is selected from hydrogen and C₁₋₆ alkyl. In certain instances, R¹¹ is hydrogen. In certain instances, R¹¹ is C₁₋₆ alkyl. In certain instances, R¹¹ is methyl. In certain instances, R¹¹ is ethyl. In certain instances, R¹¹ is C₁₋₃ alkyl. In certain instances, R¹¹ is C₄₋₆ alkyl.

[0081] In Formula (I), R¹² is selected from hydrogen and C₁₋₆ alkyl. In certain instances, R¹² is hydrogen. In certain instances, R¹² is C₁₋₆ alkyl. In certain instances, R¹² is methyl. In certain instances, R¹² is ethyl. In certain instances, R¹² is C₁₋₃ alkyl. In certain instances, R¹² is C₄₋₆ alkyl.

[0082] In Formula (I), R¹³ is selected from hydrogen, C₁₋₆ alkyl, C₁₋₆ acyl, SO₂-C₁₋₆alkyl, C₃₋₇ cycloalkyl, and C₆₋₂₀ aryl, wherein each alkyl or aryl is unsubstituted or substituted with hydroxyl, C₁₋₆ alkoxy, or halo. In certain instances, R¹³ is hydrogen. In certain instances, R¹³ is C₁₋₆ alkyl. In certain instances, R¹³ is C₁₋₆ acyl. In certain instances, R¹³ is SO₂-C₁₋₆alkyl. In certain instances, R¹³ is C₃₋₇ cycloalkyl. In certain instances, R¹³ is C₆₋₂₀ aryl. In certain instances, R¹³ is C₁₋₆alkyl substituted with hydroxyl or halo.

[0083] In certain instances, R¹³ is unsubstituted C₁₋₆ alkyl. In certain instances, R¹³ is C₁₋₆ alkyl that is substituted with hydroxyl. In certain instances, R¹³ is -(CH₂)_mOH, wherein m is a number from one to 3. In certain instances, R¹³ is -CH₂OH. In certain instances, R¹³ is C₁₋₆ alkyl that is substituted with C₁₋₆ alkoxy.

[0084] In certain instances, R¹³ is C₁₋₆ alkyl that is substituted with halo. In certain instances, R¹³ is -(CH₂)_mX, wherein m is a number from one to 3 and X is halo. In certain instances, R¹³ is C₁₋₆ alkyl that is substituted with fluoro. In certain instances, R¹³ is -(CH₂)_mF, wherein m is a number from one to 3. In certain instances, R¹³ is -(CH₂)₂F.

[0085] In certain instances, R¹³ is C₁₋₆ acyl. In certain instances, R¹³ is C₁ acyl. In certain instances, R¹³ is C₂ acyl. In certain instances, R¹³ is C₃ acyl. In certain instances, R¹³ is C₄₋₆ acyl.

[0086] In certain instances, R¹³ is SO₂-C₁₋₆alkyl. In certain instances, R¹³ is SO₂-C₁alkyl. In certain instances, R¹³ is SO₂-C₂alkyl. In certain instances, R¹³ is SO₂-C₃alkyl. In certain instances, R¹³ is SO₂-C₄₋₆alkyl.

[0087] In certain instances, R¹³ is C₃₋₇ cycloalkyl. In certain instances, R¹³ is unsubstituted C₃ cycloalkyl. In certain

EP 2 880 035 B9

instances, R¹³ is unsubstituted C₄ cycloalkyl. In certain instances, R¹³ is unsubstituted C₅₋₆ cycloalkyl. In certain instances, R¹³ is unsubstituted C₇ cycloalkyl.

[0088] In certain instances, R¹³ is unsubstituted C₆₋₂₀ aryl. In certain instances, R¹³ is C₆₋₂₀ aryl that is substituted with hydroxyl. In certain instances, R¹³ is C₆₋₂₀ aryl that is substituted with C₁₋₆ alkoxy. In certain instances, R¹³ is C₆₋₂₀ aryl that is substituted with halo.

[0089] In certain instances, R⁶, R⁷, R⁸, and R⁹ are hydrogen. In certain instances, R⁶, R⁷, and R⁸ are hydrogen and R⁹ is halo. In certain instances, R⁶, R⁷, and R⁸ are hydrogen and R⁹ is fluoro.

[0090] In certain instances, R⁶, R⁷, R⁸, and R⁹ are hydrogen and R¹⁰ is methyl. In certain instances, R⁶, R⁷, R⁸ are hydrogen; R⁹ is halo; and R¹⁰ is methyl. In certain instances, R⁶, R⁷, R⁸ are hydrogen; R⁹ is fluoro; and R¹⁰ is methyl.

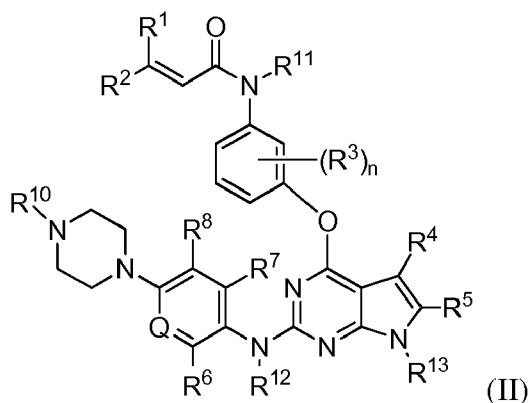
[0091] In certain instances, R⁶, R⁷, R⁸, and R⁹ are hydrogen and R¹³ is hydrogen. In certain instances, R⁶, R⁷, and R⁸ are hydrogen; R⁹ is halo; and R¹³ is hydrogen. In certain instances, R⁶, R⁷, and R⁸ are hydrogen; R⁹ is fluoro; and R¹³ is hydrogen.

[0092] In certain instances, R⁶, R⁷, R⁸, and R⁹ are hydrogen and R¹³ is -CH₂OH. In certain instances, R⁶, R⁷, and R⁸ are hydrogen; R⁹ is halo; and R¹³ is -CH₂OH. In certain instances, R⁶, R⁷, and R⁸ are hydrogen; R⁹ is fluoro; and R¹³ is -CH₂OH.

[0093] In certain instances, R⁶, R⁷, R⁸, and R⁹ are hydrogen and R¹³ is -(CH₂)_mF, wherein m is a number from one to 3. In certain instances, R⁶, R⁷, and R⁸ are hydrogen; R⁹ is halo; and R¹³ is -(CH₂)_mF, wherein m is a number from one to 3. In certain instances, R⁶, R⁷, and R⁸ are hydrogen; R⁹ is fluoro; and R¹³ is -(CH₂)_mF, wherein m is a number from one to 3.

Formula (II)

[0094] The present disclosure provides a compound of Formula (II):



wherein

R¹ and R² are independently selected from hydrogen, halo, C₁₋₆ alkyl, and C₁₋₆ haloalkyl;

R³ is selected from halo, hydroxyl, C₁₋₆ alkyl, C₁₋₆ alkoxy, cyano, and nitro;

n is a number from zero to 4;

R⁴ is selected from hydrogen, C₁₋₆ alkyl, C₃₋₇ cycloalkyl, and -NR²²R²³;

wherein the alkyl or cycloalkyl is unsubstituted or substituted with hydroxyl or amino; and

each R²² and R²³ are independently selected from hydrogen and C₁₋₆ alkyl or R²² and R²¹ may be joined to form a 3 to 10 membered ring;

R⁵ is selected from hydrogen and C₁₋₆ alkyl;

R⁶ is selected from hydrogen, halo, C₁₋₆ alkyl, C₁₋₆ haloalkyl, C₂₋₆ alkoxy, C₁₋₆ haloalkoxy, hydroxyl, cyano, and nitro;

R⁷ is selected from hydrogen, halo, C₁₋₆ alkyl, C₁₋₆ haloalkyl, C₂₋₆ alkoxy, C₁₋₆ haloalkoxy, hydroxyl, cyano, and nitro;

R⁸ is selected from hydrogen, halo, C₁₋₆ alkyl, C₁₋₆ haloalkyl, C₁₋₆ alkoxy, C₁₋₆ haloalkoxy, hydroxyl, cyano, and nitro;

Q is CR⁹ or N;

where R⁹ is selected from hydrogen, halo, C₁₋₆ alkyl, C₁₋₆ haloalkyl, C₁₋₆ alkoxy, C₁₋₆ haloalkoxy, hydroxyl, cyano, and nitro;

R¹⁰ is selected from hydrogen and C₁₋₆ alkyl;

R¹¹ is selected from hydrogen and C₁₋₆ alkyl;

R¹² is selected from hydrogen and C₁₋₆ alkyl; and

R¹³ is selected from hydrogen, C₁₋₆ alkyl, and C₆₋₂₀ aryl, wherein each alkyl or aryl is unsubstituted or substituted with hydroxyl, C₁₋₆ alkoxy, or halo;

or a pharmaceutically acceptable salt thereof.

5

[0095] In Formula (II), R¹ and R² are independently selected from hydrogen, halo, C₁₋₆ alkyl, and C₁₋₆ haloalkyl. In certain instances, R¹ is hydrogen. In certain instances, R¹ is C₁₋₆ alkyl. In certain instances, R¹ is methyl or ethyl. In certain instances, R² is hydrogen. In certain instances, R² is C₁₋₆ alkyl. In certain instances, R² is methyl or ethyl. In certain instances, R¹ and R² are hydrogen.

10 **[0096]** In Formula (II), n is a number from zero to 4. In certain instances, n is zero. In certain instances, n is one. In certain instances, n is 2. In certain instances, n is 3. In certain instances, n is 4.

[0097] In Formula (II), R³ is selected from halo, hydroxyl, C₁₋₆ alkyl, C₁₋₆ alkoxy, cyano, and nitro. In certain instances, R³ is halo. In certain instances, R³ is hydroxyl. In certain instances, R³ is C₁₋₆ alkyl. In certain instances, R³ is C₁₋₆ alkoxy. In certain instances, R³ is cyano. In certain instances, R³ is nitro.

15 **[0098]** In Formula (II), R⁴ is selected from hydrogen, C₁₋₆ alkyl, C₃₋₇ cycloalkyl, and -NR²²R²³; wherein the alkyl or cycloalkyl is unsubstituted or substituted with hydroxyl or amino; and wherein each R²² and R²³ are independently selected from hydrogen and C₁₋₆ alkyl or R²² and R²¹ may be joined to form a 3 to 10 membered ring. In certain instances, R⁴ is hydrogen. In certain instances, R⁴ is C₁₋₆ alkyl. In certain instances, R⁴ is C₃₋₇ cycloalkyl. In certain instances, R⁴ is -NR²²R²³.

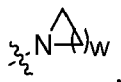
20 **[0099]** In certain instances, R⁴ is unsubstituted C₁₋₆ alkyl. In certain instances, R⁴ is C₁₋₆ alkyl that is substituted with hydroxyl. In certain instances, R⁴ is C₁₋₃ alkyl that is substituted with hydroxyl. In certain instances, R⁴ is C₁₋₆ alkyl that is substituted with amino. In certain instances, R⁴ is C₁₋₆ alkyl that is substituted with -NH₂. In certain instances, R⁴ is C₁₋₆ alkyl that is substituted with -N(CH₃)₂. In certain instances, R⁴ is C₁₋₃ alkyl that is substituted with -NH₂. In certain instances, R⁴ is C₁₋₃ alkyl that is substituted with -N(CH₃)₂.

25 **[0100]** In certain instances, R⁴ is unsubstituted C₃₋₇ cycloalkyl. In certain instances, R⁴ is unsubstituted C₃ cycloalkyl. In certain instances, R⁴ is unsubstituted C₄ cycloalkyl. In certain instances, R⁴ is unsubstituted C₅₋₆ cycloalkyl. In certain instances, R⁴ is unsubstituted C₇ cycloalkyl.

[0101] In certain instances, R⁴ is -NR²²R²³ wherein each R²² and R²³ are independently selected from hydrogen and C₁₋₆ alkyl or R²² and R²³ may be joined to form a 3 to 10 membered ring. In certain instances, R²² and R²³ are hydrogen. In certain instances, R²² and R²³ are C₁₋₆ alkyl. In certain instances, R²² and R²³ are C₁₋₃ alkyl. In certain instances, R²² and R²³ are methyl.

[0102] In certain instances, R²² and R²³ may be joined to form a 3 to 10 membered ring, such that R⁴ is

35



where w is a number from 1 to 8. In certain instances, R²² and R²³ may be joined to form a 3-membered ring. In certain instances, R²² and R²³ may be joined to form a 4-membered ring. In certain instances, R²² and R²³ may be joined to form a 5-membered ring. In certain instances, R²² and R²³ may be joined to form a 6-membered ring. In certain instances, R²² and R²³ may be joined to form a 7-membered ring.

40

[0103] In Formula (II), R⁵ is selected from hydrogen and C₁₋₆ alkyl. In certain instances, R⁵ is hydrogen. In certain instances, R⁵ is C₁₋₆ alkyl. In certain instances, R⁵ is methyl. In certain instances, R⁵ is ethyl. In certain instances, R⁵ is C₁₋₃ alkyl. In certain instances, R⁵ is C₄₋₆ alkyl.

45

[0104] In Formula (II), R⁶ is selected from hydrogen, halo, C₁₋₆ alkyl, C₁₋₆ haloalkyl, C₂₋₆ alkoxy, C₁₋₆ haloalkoxy, hydroxyl, cyano, and nitro. In certain instances, R⁶ is hydrogen. In certain instances, R⁶ is halo. In certain instances, R⁶ is fluoro. In certain instances, R⁶ is chloro. In certain instances, R⁶ is bromo. In certain instances, R⁶ is C₁₋₆ alkyl. In certain instances, R⁶ is C₁₋₆ haloalkyl. In certain instances, R⁶ is C₂₋₆ alkoxy. In certain instances, R⁶ is C₁₋₆ haloalkoxy. In certain instances, R⁶ is hydroxyl. In certain instances, R⁶ is cyano. In certain instances, R⁶ is nitro.

50

[0105] In Formula (II), R⁷ is selected from hydrogen, halo, C₁₋₆ alkyl, C₁₋₆ haloalkyl, C₂₋₆ alkoxy, C₁₋₆ haloalkoxy, hydroxyl, cyano, and nitro. In certain instances, R⁷ is hydrogen. In certain instances, R⁷ is halo. In certain instances, R⁷ is fluoro. In certain instances, R⁷ is chloro. In certain instances, R⁷ is bromo. In certain instances, R⁷ is C₁₋₆ alkyl. In certain instances, R⁷ is C₁₋₆ haloalkyl. In certain instances, R⁷ is C₂₋₆ alkoxy. In certain instances, R⁷ is C₁₋₆ haloalkoxy. In certain instances, R⁷ is hydroxyl. In certain instances, R⁷ is cyano. In certain instances, R⁷ is nitro.

55

[0106] In Formula (II), R⁸ is selected from hydrogen, halo, C₁₋₆ alkyl, C₁₋₆ haloalkyl, C₁₋₆ alkoxy, C₁₋₆ haloalkoxy, hydroxyl, cyano, and nitro. In certain instances, R⁸ is hydrogen. In certain instances, R⁸ is halo. In certain instances, R⁸ is fluoro. In certain instances, R⁸ is chloro. In certain instances, R⁸ is bromo. In certain instances, R⁸ is C₁₋₆ alkyl. In

certain instances, R⁸ is C₁₋₆ haloalkyl. In certain instances, R⁸ is C₁₋₆ alkoxy. In certain instances, R⁸ is C₁₋₆ haloalkoxy. In certain instances, R⁸ is hydroxyl. In certain instances, R⁸ is cyano. In certain instances, R⁸ is nitro.

[0107] In Formula (II), Q is CR⁹ or N. In certain instances, Q is CR⁹. In certain instances, Q is N.

[0108] In Formula (II), R⁹ is selected from hydrogen, halo, C₁₋₆ alkyl, C₁₋₆ haloalkyl, C₁₋₆ alkoxy, C₁₋₆ haloalkoxy, hydroxyl, cyano, and nitro. In certain instances, R⁹ is hydrogen. In certain instances, R⁹ is halo. In certain instances, R⁹ is fluoro. In certain instances, R⁹ is chloro. In certain instances, R⁹ is bromo. In certain instances, R⁹ is C₁₋₆ alkyl. In certain instances, R⁹ is C₁₋₆ haloalkyl. In certain instances, R⁹ is C₁₋₆ alkoxy. In certain instances, R⁹ is C₁₋₆ haloalkoxy. In certain instances, R⁹ is hydroxyl. In certain instances, R⁹ is cyano. In certain instances, R⁹ is nitro.

[0109] In Formula (II), R¹⁰ is selected from hydrogen and C₁₋₆ alkyl. In certain instances, R¹⁰ is hydrogen. In certain instances, R¹⁰ is C₁₋₆ alkyl. In certain instances, R¹⁰ is methyl. In certain instances, R¹⁰ is ethyl. In certain instances, R¹⁰ is C₁₋₃ alkyl. In certain instances, R¹⁰ is C₄₋₆ alkyl.

[0110] In Formula (II), R¹¹ is selected from hydrogen and C₁₋₆ alkyl. In certain instances, R¹¹ is hydrogen. In certain instances, R¹¹ is C₁₋₆ alkyl. In certain instances, R¹¹ is methyl. In certain instances, R¹¹ is ethyl. In certain instances, R¹¹ is C₁₋₃ alkyl. In certain instances, R¹¹ is C₄₋₆ alkyl.

[0111] In Formula (II), R¹² is selected from hydrogen and C₁₋₆ alkyl. In certain instances, R¹² is hydrogen. In certain instances, R¹² is C₁₋₆ alkyl. In certain instances, R¹² is methyl. In certain instances, R¹² is ethyl. In certain instances, R¹² is C₁₋₃ alkyl. In certain instances, R¹² is C₄₋₆ alkyl.

[0112] In Formula (II), R¹³ is selected from hydrogen, C₁₋₆ alkyl, and C₆₋₂₀ aryl, wherein each alkyl or aryl is unsubstituted or substituted with hydroxyl, C₁₋₆ alkoxy, or halo. In certain instances, R¹³ is hydrogen. In certain instances, R¹³ is C₁₋₆ alkyl. In certain instances, R¹³ is C₆₋₂₀ aryl.

[0113] In certain instances, R¹³ is unsubstituted C₁₋₆ alkyl. In certain instances, R¹³ is C₁₋₆ alkyl that is substituted with hydroxyl. In certain instances, R¹³ is -(CH₂)_mOH, wherein m is a number from one to 3. In certain instances, R¹³ is -CH₂OH. In certain instances, R¹³ is C₁₋₆ alkyl that is substituted with C₁₋₆ alkoxy.

[0114] In certain instances, R¹³ is C₁₋₆ alkyl that is substituted with halo. In certain instances, R¹³ is -(CH₂)_mX, wherein m is a number from one to 3 and X is halo. In certain instances, R¹³ is C₁₋₆ alkyl that is substituted with fluoro. In certain instances, R¹³ is -(CH₂)_mF, wherein m is a number from one to 3. In certain instances, R¹³ is -(CH₂)₂F.

[0115] In certain instances, R¹³ is unsubstituted C₆₋₂₀ aryl. In certain instances, R¹³ is C₆₋₂₀ aryl that is substituted with hydroxyl. In certain instances, R¹³ is C₆₋₂₀ aryl that is substituted with C₁₋₆ alkoxy. In certain instances, R¹³ is C₆₋₂₀ aryl that is substituted with halo.

[0116] In certain instances, R⁶, R⁷, R⁸, and R⁹ are hydrogen. In certain instances, R⁶, R⁷, and R⁸ are hydrogen and R⁹ is halo. In certain instances, R⁶, R⁷, and R⁸ are hydrogen and R⁹ is fluoro.

[0117] In certain instances, R⁶, R⁷, R⁸, and R⁹ are hydrogen and R¹⁰ is methyl. In certain instances, R⁶, R⁷, R⁸ are hydrogen; R⁹ is halo; and R¹⁰ is methyl. In certain instances, R⁶, R⁷, R⁸ are hydrogen; R⁹ is fluoro; and R¹⁰ is methyl.

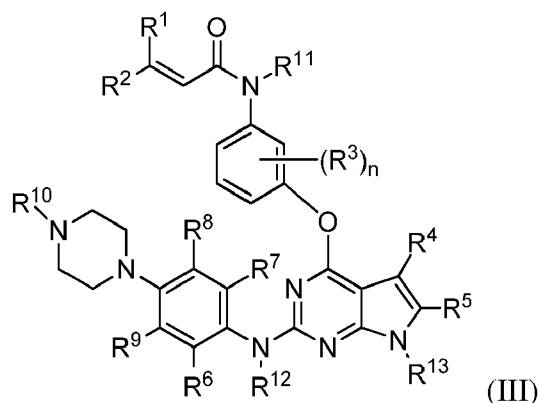
[0118] In certain instances, R⁶, R⁷, R⁸, and R⁹ are hydrogen and R¹³ is hydrogen. In certain instances, R⁶, R⁷, and R⁸ are hydrogen; R⁹ is halo; and R¹³ is hydrogen. In certain instances, R⁶, R⁷, and R⁸ are hydrogen; R⁹ is fluoro; and R¹³ is hydrogen.

[0119] In certain instances, R⁶, R⁷, R⁸, and R⁹ are hydrogen and R¹³ is -CH₂OH. In certain instances, R⁶, R⁷, and R⁸ are hydrogen; R⁹ is halo; and R¹³ is -CH₂OH. In certain instances, R⁶, R⁷, and R⁸ are hydrogen; R⁹ is fluoro; and R¹³ is -CH₂OH.

[0120] In certain instances, R⁶, R⁷, R⁸, and R⁹ are hydrogen and R¹³ is -(CH₂)_mF, wherein m is a number from one to 3. In certain instances, R⁶, R⁷, and R⁸ are hydrogen; R⁹ is halo; and R¹³ is -(CH₂)_mF, wherein m is a number from one to 3. In certain instances, R⁶, R⁷, and R⁸ are hydrogen; R⁹ is fluoro; and R¹³ is -(CH₂)_mF, wherein m is a number from one to 3.

Formula (III)

[0121] The present disclosure provides a compound of Formula (III):



15 wherein

R^1 and R^2 are independently selected from hydrogen, halo, C_{1-6} alkyl, and C_{1-6} haloalkyl;

R^3 is selected from halo, hydroxyl, C_{1-6} alkyl, C_{1-6} alkoxy, cyano, and nitro;

n is a number from zero to 4;

R^4 is selected from hydrogen, C_{1-6} alkyl, C_{3-7} cycloalkyl, and $-NR^{22}R^{23}$;

wherein the alkyl or cycloalkyl is unsubstituted or substituted with hydroxyl or amino; and

wherein each R^{22} and R^{23} are independently selected from hydrogen and C_{1-6} alkyl or R^{22} and R^{23} may be joined to form a 3 to 10 membered ring;

R^5 is selected from hydrogen and C_{1-6} alkyl;

R^6 is selected from hydrogen, halo, C_{1-6} alkyl, C_{1-6} haloalkyl, C_{2-6} alkoxy, C_{1-6} haloalkoxy, hydroxyl, cyano, and nitro;

R^7 is selected from hydrogen, halo, C_{1-6} alkyl, C_{1-6} haloalkyl, C_{2-6} alkoxy, C_{1-6} haloalkoxy, hydroxyl, cyano, and nitro;

R^8 is selected from hydrogen, halo, C_{1-6} alkyl, C_{1-6} haloalkyl, C_{1-6} alkoxy, C_{1-6} haloalkoxy, hydroxyl, cyano, and nitro;

R^9 is selected from hydrogen, halo, C_{1-6} alkyl, C_{1-6} haloalkyl, C_{1-6} alkoxy, C_{1-6} haloalkoxy, hydroxyl, cyano, and nitro;

R^{10} is selected from hydrogen and C_{1-6} alkyl;

R^{11} is selected from hydrogen and C_{1-6} alkyl;

R^{12} is selected from hydrogen and C_{1-6} alkyl; and

R^{13} is selected from hydrogen, C_{1-6} alkyl, and C_{6-20} aryl, wherein each alkyl or aryl is unsubstituted or substituted with hydroxyl, C_{1-6} alkoxy, or halo;

or a pharmaceutically acceptable salt thereof.

[0122] In Formula (III), R^1 and R^2 are independently selected from hydrogen, halo, C_{1-6} alkyl, and C_{1-6} haloalkyl. In certain instances, R^1 is hydrogen. In certain instances, R^1 is C_{1-6} alkyl. In certain instances, R^1 is methyl or ethyl. In certain instances, R^2 is hydrogen. In certain instances, R^2 is C_{1-6} alkyl. In certain instances, R^2 is methyl or ethyl. In certain instances, R^1 and R^2 are hydrogen.

[0123] In Formula (III), n is a number from zero to 4. In certain instances, n is zero. In certain instances, n is one. In certain instances, n is 2. In certain instances, n is 3. In certain instances, n is 4.

[0124] In Formula (III), R^3 is selected from halo, hydroxyl, C_{1-6} alkyl, C_{1-6} alkoxy, cyano, and nitro. In certain instances, R^3 is halo. In certain instances, R^3 is hydroxyl. In certain instances, R^3 is C_{1-6} alkyl. In certain instances, R^3 is C_{1-6} alkoxy. In certain instances, R^3 is cyano. In certain instances, R^3 is nitro.

[0125] In Formula (III), R^4 is selected from hydrogen, C_{1-6} alkyl, C_{3-7} cycloalkyl, and $-NR^{22}R^{23}$; wherein the alkyl or cycloalkyl is unsubstituted or substituted with hydroxyl or amino; and wherein each R^{22} and R^{23} are independently selected from hydrogen and C_{1-6} alkyl or R^{22} and R^{23} may be joined to form a 3 to 10 membered ring. In certain instances, R^4 is hydrogen. In certain instances, R^4 is C_{1-6} alkyl. In certain instances, R^4 is C_{3-7} cycloalkyl. In certain instances, R^4 is $-NR^{22}R^{23}$.

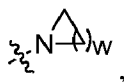
[0126] In certain instances, R^4 is unsubstituted C_{1-6} alkyl. In certain instances, R^4 is C_{1-6} alkyl that is substituted with hydroxyl. In certain instances, R^4 is C_{1-3} alkyl that is substituted with hydroxyl. In certain instances, R^4 is C_{1-6} alkyl that is substituted with amino. In certain instances, R^4 is C_{1-6} alkyl that is substituted with $-NH_2$. In certain instances, R^4 is C_{1-6} alkyl that is substituted with $-N(CH_3)_2$. In certain instances, R^4 is C_{1-3} alkyl that is substituted with $-NH_2$. In certain instances, R^4 is C_{1-3} alkyl that is substituted with $-N(CH_3)_2$.

[0127] In certain instances, R^4 is unsubstituted C_{3-7} cycloalkyl. In certain instances, R^4 is unsubstituted C_3 cycloalkyl. In certain instances, R^4 is unsubstituted C_4 cycloalkyl. In certain instances, R^4 is unsubstituted C_{5-6} cycloalkyl. In certain

instances, R⁴ is unsubstituted C₇ cycloalkyl.

[0128] In certain instances, R⁴ is -NR²²R²³ wherein each R²² and R²³ are independently selected from hydrogen and C₁₋₆ alkyl or R²² and R²³ may be joined to form a 3 to 10 membered ring. In certain instances, R²² and R²³ are hydrogen. In certain instances, R²² and R²³ are C₁₋₆ alkyl. In certain instances, R²² and R²³ are C₁₋₃ alkyl. In certain instances, R²² and R²³ are methyl.

[0129] In certain instances, R²² and R²³ may be joined to form a 3 to 10 membered ring, such that R⁴ is



where w is a number from 1 to 8. In certain instances, R²² and R²³ may be joined to form a 3-membered ring. In certain instances, R²² and R²³ may be joined to form a 4-membered ring. In certain instances, R²² and R²³ may be joined to form a 5-membered ring. In certain instances, R²² and R²³ may be joined to form a 6-membered ring. In certain instances, R²² and R²³ may be joined to form a 7-membered ring.

[0130] In Formula (III), R⁵ is selected from hydrogen and C₁₋₆ alkyl. In certain instances, R⁵ is hydrogen. In certain instances, R⁵ is C₁₋₆ alkyl. In certain instances, R⁵ is methyl. In certain instances, R⁵ is ethyl. In certain instances, R⁵ is C₁₋₃ alkyl. In certain instances, R⁵ is C₄₋₆ alkyl.

[0131] In Formula (III), R⁶ is selected from hydrogen, halo, C₁₋₆ alkyl, C₁₋₆ haloalkyl, C₂₋₆ alkoxy, C₁₋₆ haloalkoxy, hydroxyl, cyano, and nitro. In certain instances, R⁶ is hydrogen. In certain instances, R⁶ is halo. In certain instances, R⁶ is fluoro. In certain instances, R⁶ is chloro. In certain instances, R⁶ is bromo. In certain instances, R⁶ is C₁₋₆ alkyl. In certain instances, R⁶ is C₁₋₆ haloalkyl. In certain instances, R⁶ is C₂₋₆ alkoxy. In certain instances, R⁶ is C₁₋₆ haloalkoxy. In certain instances, R⁶ is hydroxyl. In certain instances, R⁶ is cyano. In certain instances, R⁶ is nitro.

[0132] In Formula (III), R⁷ is selected from hydrogen, halo, C₁₋₆ alkyl, C₁₋₆ haloalkyl, C₂₋₆ alkoxy, C₁₋₆ haloalkoxy, hydroxyl, cyano, and nitro. In certain instances, R⁷ is hydrogen. In certain instances, R⁷ is halo. In certain instances, R⁷ is fluoro. In certain instances, R⁷ is chloro. In certain instances, R⁷ is bromo. In certain instances, R⁷ is C₁₋₆ alkyl. In certain instances, R⁷ is C₁₋₆ haloalkyl. In certain instances, R⁷ is C₂₋₆ alkoxy. In certain instances, R⁷ is C₁₋₆ haloalkoxy. In certain instances, R⁷ is hydroxyl. In certain instances, R⁷ is cyano. In certain instances, R⁷ is nitro.

[0133] In Formula (III), R⁸ is selected from hydrogen, halo, C₁₋₆ alkyl, C₁₋₆ haloalkyl, C₁₋₆ alkoxy, C₁₋₆ haloalkoxy, hydroxyl, cyano, and nitro. In certain instances, R⁸ is hydrogen. In certain instances, R⁸ is halo. In certain instances, R⁸ is fluoro. In certain instances, R⁸ is chloro. In certain instances, R⁸ is bromo. In certain instances, R⁸ is C₁₋₆ alkyl. In certain instances, R⁸ is C₁₋₆ haloalkyl. In certain instances, R⁸ is C₁₋₆ alkoxy. In certain instances, R⁸ is C₁₋₆ haloalkoxy. In certain instances, R⁸ is hydroxyl. In certain instances, R⁸ is cyano. In certain instances, R⁸ is nitro.

[0134] In Formula (III), R⁹ is selected from hydrogen, halo, C₁₋₆ alkyl, C₁₋₆ haloalkyl, C₁₋₆ alkoxy, C₁₋₆ haloalkoxy, hydroxyl, cyano, and nitro. In certain instances, R⁹ is hydrogen. In certain instances, R⁹ is halo. In certain instances, R⁹ is fluoro. In certain instances, R⁹ is chloro. In certain instances, R⁹ is bromo. In certain instances, R⁹ is C₁₋₆ alkyl. In certain instances, R⁹ is C₁₋₆ haloalkyl. In certain instances, R⁹ is C₁₋₆ alkoxy. In certain instances, R⁹ is C₁₋₆ haloalkoxy. In certain instances, R⁹ is hydroxyl. In certain instances, R⁹ is cyano. In certain instances, R⁹ is nitro.

[0135] In Formula (III), R¹⁰ is selected from hydrogen and C₁₋₆ alkyl. In certain instances, R¹⁰ is hydrogen. In certain instances, R¹⁰ is C₁₋₆ alkyl. In certain instances, R¹⁰ is methyl. In certain instances, R¹⁰ is ethyl. In certain instances, R¹⁰ is C₁₋₃ alkyl. In certain instances, R¹⁰ is C₄₋₆ alkyl.

[0136] In Formula (III), R¹¹ is selected from hydrogen and C₁₋₆ alkyl. In certain instances, R¹¹ is hydrogen. In certain instances, R¹¹ is C₁₋₆ alkyl. In certain instances, R¹¹ is methyl. In certain instances, R¹¹ is ethyl. In certain instances, R¹¹ is C₁₋₃ alkyl. In certain instances, R¹¹ is C₄₋₆ alkyl.

[0137] In Formula (III), R¹² is selected from hydrogen and C₁₋₆ alkyl. In certain instances, R¹² is hydrogen. In certain instances, R¹² is C₁₋₆ alkyl. In certain instances, R¹² is methyl. In certain instances, R¹² is ethyl. In certain instances, R¹² is C₁₋₃ alkyl. In certain instances, R¹² is C₄₋₆ alkyl.

[0138] In Formula (III), R¹³ is selected from hydrogen, C₁₋₆ alkyl, and C₆₋₂₀ aryl, wherein each alkyl or aryl is unsubstituted or substituted with hydroxyl, C₁₋₆ alkoxy, or halo. In certain instances, R¹³ is hydrogen. In certain instances, R¹³ is C₁₋₆ alkyl. In certain instances, R¹³ is C₆₋₂₀ aryl.

[0139] In certain instances, R¹³ is unsubstituted C₁₋₆ alkyl. In certain instances, R¹³ is C₁₋₆ alkyl that is substituted with hydroxyl. In certain instances, R¹³ is -(CH₂)_mOH, wherein m is a number from one to 3. In certain instances, R¹³ is -CH₂OH. In certain instances, R¹³ is C₁₋₆ alkyl that is substituted with C₁₋₆ alkoxy.

[0140] In certain instances, R¹³ is C₁₋₆ alkyl that is substituted with halo. In certain instances, R¹³ is -(CH₂)_mX, wherein m is a number from one to 3 and X is halo. In certain instances, R¹³ is C₁₋₆ alkyl that is substituted with fluoro. In certain instances, R¹³ is -(CH₂)_mF, wherein m is a number from one to 3. In certain instances, R¹³ is -(CH₂)₂F.

[0141] In certain instances, R¹³ is unsubstituted C₆₋₂₀ aryl. In certain instances, R¹³ is C₆₋₂₀ aryl that is substituted

EP 2 880 035 B9

with hydroxyl. In certain instances, R¹³ is C₆₋₂₀ aryl that is substituted with C₁₋₆ alkoxy. In certain instances, R¹³ is C₆₋₂₀ aryl that is substituted with halo.

[0142] In certain instances, R⁶, R⁷, R⁸, and R⁹ are hydrogen. In certain instances, R⁶, R⁷, and R⁸ are hydrogen and R⁹ is halo. In certain instances, R⁶, R⁷, and R⁸ are hydrogen and R⁹ is fluoro.

[0143] In certain instances, R⁶, R⁷, R⁸, and R⁹ are hydrogen and R¹⁰ is methyl. In certain instances, R⁶, R⁷, R⁸ are hydrogen; R⁹ is halo; and R¹⁰ is methyl. In certain instances, R⁶, R⁷, R⁸ are hydrogen; R⁹ is fluoro; and R¹⁰ is methyl.

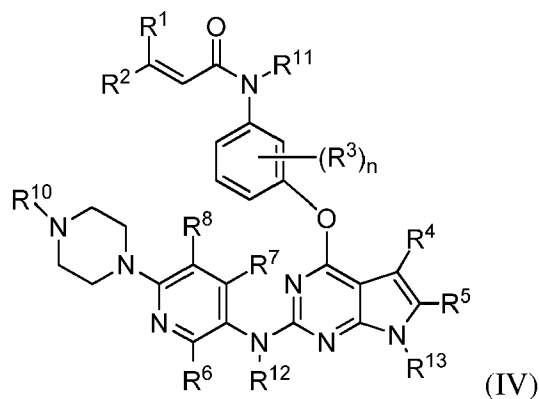
[0144] In certain instances, R⁶, R⁷, R⁸, and R⁹ are hydrogen and R¹³ is hydrogen. In certain instances, R⁶, R⁷, and R⁸ are hydrogen; R⁹ is halo; and R¹³ is hydrogen. In certain instances, R⁶, R⁷, and R⁸ are hydrogen; R⁹ is fluoro; and R¹³ is hydrogen.

[0145] In certain instances, R⁶, R⁷, R⁸, and R⁹ are hydrogen and R¹³ is -CH₂OH. In certain instances, R⁶, R⁷, and R⁸ are hydrogen; R⁹ is halo; and R¹³ is -CH₂OH. In certain instances, R⁶, R⁷, and R⁸ are hydrogen; R⁹ is fluoro; and R¹³ is -CH₂OH.

[0146] In certain instances, R⁶, R⁷, R⁸, and R⁹ are hydrogen and R¹³ is -(CH₂)_mF, wherein m is a number from one to 3. In certain instances, R⁶, R⁷, and R⁸ are hydrogen; R⁹ is halo; and R¹³ is -(CH₂)_mF, wherein m is a number from one to 3. In certain instances, R⁶, R⁷, and R⁸ are hydrogen; R⁹ is fluoro; and R¹³ is -(CH₂)_mF, wherein m is a number from one to 3.

Formula (IV)

[0147] The present disclosure provides a compound of Formula (IV):



wherein

R¹ and R² are independently selected from hydrogen, halo, C₁₋₆ alkyl, and C₁₋₆ haloalkyl;

R³ is selected from halo, hydroxyl, C₁₋₆ alkyl, C₁₋₆ alkoxy, cyano, and nitro;

n is a number from zero to 4;

R⁴ is selected from hydrogen, C₁₋₆ alkyl, C₃₋₇ cycloalkyl, and -NR²²R²³;

wherein the alkyl or cycloalkyl is unsubstituted or substituted with hydroxyl or amino; and

wherein each R²² and R²³ are independently selected from hydrogen and C₁₋₆ alkyl or R²² and R²³ may be joined to form a 3 to 10 membered ring;

R⁵ is selected from hydrogen and C₁₋₆ alkyl;

R⁶ is selected from hydrogen, halo, C₁₋₆ alkyl, C₁₋₆ haloalkyl, C₂₋₆ alkoxy, C₁₋₆ haloalkoxy, hydroxyl, cyano, and nitro;

R⁷ is selected from hydrogen, halo, C₁₋₆ alkyl, C₁₋₆ haloalkyl, C₂₋₆ alkoxy, C₁₋₆ haloalkoxy, hydroxyl, cyano, and nitro;

R⁸ is selected from hydrogen, halo, C₁₋₆ alkyl, C₁₋₆ haloalkyl, C₁₋₆ alkoxy, C₁₋₆ haloalkoxy, hydroxyl, cyano, and nitro;

R¹⁰ is selected from hydrogen and C₁₋₆ alkyl;

R¹¹ is selected from hydrogen and C₁₋₆ alkyl;

R¹² is selected from hydrogen and C₁₋₆ alkyl; and

R¹³ is selected from hydrogen, C₁₋₆ alkyl, and C₆₋₂₀ aryl, wherein each alkyl or aryl is unsubstituted or substituted with hydroxyl, C₁₋₆ alkoxy, or halo;

or a pharmaceutically acceptable salt thereof.

[0148] In Formula (IV), R¹ and R² are independently selected from hydrogen, halo, C₁₋₆ alkyl, and C₁₋₆ haloalkyl. In

certain instances, R¹ is hydrogen. In certain instances, R¹ is C₁₋₆ alkyl. In certain instances, R¹ is methyl or ethyl. In certain instances, R² is hydrogen. In certain instances, R² is C₁₋₆ alkyl. In certain instances, R² is methyl or ethyl. In certain instances, R¹ and R² are hydrogen.

[0149] In Formula (IV), n is a number from zero to 4. In certain instances, n is zero. In certain instances, n is one. In certain instances, n is 2. In certain instances, n is 3. In certain instances, n is 4.

[0150] In Formula (IV), R³ is selected from halo, hydroxyl, C₁₋₆ alkyl, C₁₋₆ alkoxy, cyano, and nitro. In certain instances, R³ is halo. In certain instances, R³ is hydroxyl. In certain instances, R³ is C₁₋₆ alkyl. In certain instances, R³ is C₁₋₆ alkoxy. In certain instances, R³ is cyano. In certain instances, R³ is nitro.

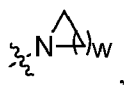
[0151] In Formula (IV), R⁴ is selected from hydrogen, C₁₋₆ alkyl, C₃₋₇ cycloalkyl, and -NR²²R²³; wherein the alkyl or cycloalkyl is unsubstituted or substituted with hydroxyl or amino; and wherein each R²² and R²³ are independently selected from hydrogen and C₁₋₆ alkyl or R²² and R²¹ may be joined to form a 3 to 10 membered ring. In certain instances, R⁴ is hydrogen. In certain instances, R⁴ is C₁₋₆ alkyl. In certain instances, R⁴ is C₃₋₇ cycloalkyl. In certain instances, R⁴ is -NR²²R²³.

[0152] In certain instances, R⁴ is unsubstituted C₁₋₆ alkyl. In certain instances, R⁴ is C₁₋₆ alkyl that is substituted with hydroxyl. In certain instances, R⁴ is C₁₋₃ alkyl that is substituted with hydroxyl. In certain instances, R⁴ is C₁₋₆ alkyl that is substituted with amino. In certain instances, R⁴ is C₁₋₆ alkyl that is substituted with -NH₂. In certain instances, R⁴ is C₁₋₆ alkyl that is substituted with -N(CH₃)₂. In certain instances, R⁴ is C₁₋₃ alkyl that is substituted with -NH₂. In certain instances, R⁴ is C₁₋₃ alkyl that is substituted with -N(CH₃)₂.

[0153] In certain instances, R⁴ is unsubstituted C₃₋₇ cycloalkyl. In certain instances, R⁴ is unsubstituted C₃ cycloalkyl. In certain instances, R⁴ is unsubstituted C₄ cycloalkyl. In certain instances, R⁴ is unsubstituted C₅₋₆ cycloalkyl. In certain instances, R⁴ is unsubstituted C₇ cycloalkyl.

[0154] In certain instances, R⁴ is -NR²²R²³ wherein each R²² and R²³ are independently selected from hydrogen and C₁₋₆ alkyl or R²² and R²³ may be joined to form a 3 to 10 membered ring. In certain instances, R²² and R²³ are hydrogen. In certain instances, R²² and R²³ are C₁₋₆ alkyl. In certain instances, R²² and R²³ are C₁₋₃ alkyl. In certain instances, R²² and R²³ are methyl.

[0155] In certain instances, R²² and R²³ may be joined to form a 3 to 10 membered ring, such that R⁴ is



where w is a number from 1 to 8. In certain instances, R²² and R²³ may be joined to form a 3-membered ring. In certain instances, R²² and R²³ may be joined to form a 4-membered ring. In certain instances, R²² and R²³ may be joined to form a 5-membered ring. In certain instances, R²² and R²³ may be joined to form a 6-membered ring. In certain instances, R²² and R²³ may be joined to form a 7-membered ring.

[0156] In Formula (IV), R⁵ is selected from hydrogen and C₁₋₆ alkyl. In certain instances, R⁵ is hydrogen. In certain instances, R⁵ is C₁₋₆ alkyl. In certain instances, R⁵ is methyl. In certain instances, R⁵ is ethyl. In certain instances, R⁵ is C₁₋₃ alkyl. In certain instances, R⁵ is C₄₋₆ alkyl.

[0157] In Formula (IV), R⁶ is selected from hydrogen, halo, C₁₋₆ alkyl, C₁₋₆ haloalkyl, C₂₋₆ alkoxy, C₁₋₆ haloalkoxy, hydroxyl, cyano, and nitro. In certain instances, R⁶ is hydrogen. In certain instances, R⁶ is halo. In certain instances, R⁶ is fluoro. In certain instances, R⁶ is chloro. In certain instances, R⁶ is bromo. In certain instances, R⁶ is C₁₋₆ alkyl. In certain instances, R⁶ is C₁₋₆ haloalkyl. In certain instances, R⁶ is C₂₋₆ alkoxy. In certain instances, R⁶ is C₁₋₆ haloalkoxy. In certain instances, R⁶ is hydroxyl. In certain instances, R⁶ is cyano. In certain instances, R⁶ is nitro.

[0158] In Formula (IV), R⁷ is selected from hydrogen, halo, C₁₋₆ alkyl, C₁₋₆ haloalkyl, C₂₋₆ alkoxy, C₁₋₆ haloalkoxy, hydroxyl, cyano, and nitro. In certain instances, R⁷ is hydrogen. In certain instances, R⁷ is halo. In certain instances, R⁷ is fluoro. In certain instances, R⁷ is chloro. In certain instances, R⁷ is bromo. In certain instances, R⁷ is C₁₋₆ alkyl. In certain instances, R⁷ is C₁₋₆ haloalkyl. In certain instances, R⁷ is C₂₋₆ alkoxy. In certain instances, R⁷ is C₁₋₆ haloalkoxy. In certain instances, R⁷ is hydroxyl. In certain instances, R⁷ is cyano. In certain instances, R⁷ is nitro.

[0159] In Formula (IV), R⁸ is selected from hydrogen, halo, C₁₋₆ alkyl, C₁₋₆ haloalkyl, C₁₋₆ alkoxy, C₁₋₆ haloalkoxy, hydroxyl, cyano, and nitro. In certain instances, R⁸ is hydrogen. In certain instances, R⁸ is halo. In certain instances, R⁸ is fluoro. In certain instances, R⁸ is chloro. In certain instances, R⁸ is bromo. In certain instances, R⁸ is C₁₋₆ alkyl. In certain instances, R⁸ is C₁₋₆ haloalkyl. In certain instances, R⁸ is C₁₋₆ alkoxy. In certain instances, R⁸ is C₁₋₆ haloalkoxy. In certain instances, R⁸ is hydroxyl. In certain instances, R⁸ is cyano. In certain instances, R⁸ is nitro.

[0160] In Formula (IV), R¹⁰ is selected from hydrogen and C₁₋₆ alkyl. In certain instances, R¹⁰ is hydrogen. In certain instances, R¹⁰ is C₁₋₆ alkyl. In certain instances, R¹⁰ is methyl. In certain instances, R¹⁰ is ethyl. In certain instances, R¹⁰ is C₁₋₃ alkyl. In certain instances, R¹⁰ is C₄₋₆ alkyl.

[0161] In Formula (IV), R¹¹ is selected from hydrogen and C₁₋₆ alkyl. In certain instances, R¹² is hydrogen. In certain

instances, R¹¹ is C₁₋₆ alkyl. In certain instances, R¹¹ is methyl. In certain instances, R¹¹ is ethyl. In certain instances, R¹¹ is C₁₋₃ alkyl. In certain instances, R¹¹ is C₄₋₆ alkyl.

[0162] In Formula (IV), R¹² is selected from hydrogen and C₁₋₆ alkyl. In certain instances, R¹² is hydrogen. In certain instances, R¹² is C₁₋₆ alkyl. In certain instances, R¹² is methyl. In certain instances, R¹² is ethyl. In certain instances, R¹² is C₁₋₃ alkyl. In certain instances, R¹² is C₄₋₆ alkyl.

[0163] In Formula (IV), R¹³ is selected from hydrogen, C₁₋₆ alkyl, and C₆₋₂₀ aryl, wherein each alkyl or aryl is unsubstituted or substituted with hydroxyl, C₁₋₆ alkoxy, or halo. In certain instances, R¹³ is hydrogen. In certain instances, R¹³ is C₁₋₆ alkyl. In certain instances, R¹³ is C₆₋₂₀ aryl.

[0164] In certain instances, R¹³ is unsubstituted C₁₋₆ alkyl. In certain instances, R¹³ is C₁₋₆ alkyl that is substituted with hydroxyl. In certain instances, R¹³ is -(CH₂)_mOH, wherein m is a number from one to 3. In certain instances, R¹³ is -CH₂OH. In certain instances, R¹³ is C₁₋₆ alkyl that is substituted with C₁₋₆ alkoxy.

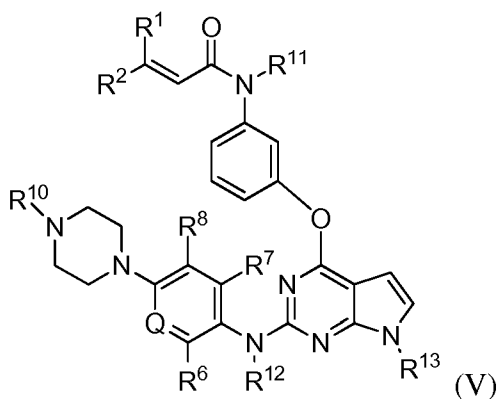
[0165] In certain instances, R¹³ is C₁₋₆ alkyl that is substituted with halo. In certain instances, R¹³ is -(CH₂)_mX, wherein m is a number from one to 3 and X is halo. In certain instances, R¹³ is C₁₋₆ alkyl that is substituted with fluoro. In certain instances, R¹³ is -(CH₂)_mF, wherein m is a number from one to 3. In certain instances, R¹³ is -(CH₂)₂F.

[0166] In certain instances, R¹³ is unsubstituted C₆₋₂₀ aryl. In certain instances, R¹³ is C₆₋₂₀ aryl that is substituted with hydroxyl. In certain instances, R¹³ is C₆₋₂₀ aryl that is substituted with C₁₋₆ alkoxy. In certain instances, R¹³ is C₆₋₂₀ aryl that is substituted with halo.

[0167] In certain instances, R⁶, R⁷, and R⁸ are hydrogen. In certain instances, R⁶, R⁷, and R⁸ are hydrogen and R¹⁰ is methyl. In certain instances, R⁶, R⁷, and R⁸ are hydrogen and R¹³ is hydrogen. In certain instances, R⁶, R⁷, and R⁸ are hydrogen and R¹³ is -CH₂OH. In certain instances, R⁶, R⁷, and R⁸ are hydrogen and R¹³ is hydrogen. In certain instances, R⁶, R⁷, and R⁸ are hydrogen and R¹³ is -(CH₂)_mF, wherein m is a number from one to 3.

Formula (V)

[0168] The present disclosure provides a compound of Formula (V):



wherein

R¹ and R² are independently selected from hydrogen, halo, C₁₋₆ alkyl, and C₁₋₆ haloalkyl;

R⁶ is selected from hydrogen, halo, C₁₋₆ alkyl, C₁₋₆ haloalkyl, C₂₋₆ alkoxy, C₁₋₆ haloalkoxy, hydroxyl, cyano, and nitro;

R⁷ is selected from hydrogen, halo, C₁₋₆ alkyl, C₁₋₆ haloalkyl, C₂₋₆ alkoxy, C₁₋₆ haloalkoxy, hydroxyl, cyano, and nitro;

R⁸ is selected from hydrogen, halo, C₁₋₆ alkyl, C₁₋₆ haloalkyl, C₁₋₆ alkoxy, C₁₋₆ haloalkoxy, hydroxyl, cyano, and nitro;

Q is CR⁹ or N;

R⁹ is selected from hydrogen, halo, C₁₋₆ alkyl, C₁₋₆ haloalkyl, C₁₋₆ alkoxy, C₁₋₆ haloalkoxy, hydroxyl, cyano, and nitro;

R¹⁰ is selected from hydrogen and C₁₋₆ alkyl;

R¹¹ is selected from hydrogen and C₁₋₆ alkyl;

R¹² is selected from hydrogen and C₁₋₆ alkyl;

R¹³ is selected from hydrogen, C₁₋₆ alkyl, and C₆₋₂₀ aryl, wherein each alkyl or aryl is unsubstituted or substituted with hydroxyl, C₁₋₆ alkoxy, or halo;

or a pharmaceutically acceptable salt thereof.

[0169] In Formula (V), R¹ and R² are independently selected from hydrogen, halo, C₁₋₆ alkyl, and C₁₋₆ haloalkyl. In certain instances, R¹ is hydrogen. In certain instances, R¹ is C₁₋₆ alkyl. In certain instances, R¹ is methyl or ethyl. In certain instances, R² is hydrogen. In certain instances, R² is C₁₋₆ alkyl. In certain instances, R² is methyl or ethyl. In

certain instances, R¹ and R² are hydrogen.

[0170] In Formula (V), R⁶ is selected from hydrogen, halo, C₁₋₆ alkyl, C₁₋₆ haloalkyl, C₂₋₆ alkoxy, C₁₋₆ haloalkoxy, hydroxyl, cyano, and nitro. In certain instances, R⁶ is hydrogen. In certain instances, R⁶ is halo. In certain instances, R⁶ is fluoro. In certain instances, R⁶ is chloro. In certain instances, R⁶ is bromo. In certain instances, R⁶ is C₁₋₆ alkyl. In certain instances, R⁶ is C₁₋₆ haloalkyl. In certain instances, R⁶ is C₂₋₆ alkoxy. In certain instances, R⁶ is C₁₋₆ haloalkoxy. In certain instances, R⁶ is hydroxyl. In certain instances, R⁶ is cyano. In certain instances, R⁶ is nitro.

[0171] In Formula (V), R⁷ is selected from hydrogen, halo, C₁₋₆ alkyl, C₁₋₆ haloalkyl, C₂₋₆ alkoxy, C₁₋₆ haloalkoxy, hydroxyl, cyano, and nitro. In certain instances, R⁷ is hydrogen. In certain instances, R⁷ is halo. In certain instances, R⁷ is fluoro. In certain instances, R⁷ is chloro. In certain instances, R⁷ is bromo. In certain instances, R⁷ is C₁₋₆ alkyl. In certain instances, R⁷ is C₁₋₆ haloalkyl. In certain instances, R⁷ is C₂₋₆ alkoxy. In certain instances, R⁷ is C₁₋₆ haloalkoxy. In certain instances, R⁷ is hydroxyl. In certain instances, R⁷ is cyano. In certain instances, R⁷ is nitro.

[0172] In Formula (V), R⁸ is selected from hydrogen, halo, C₁₋₆ alkyl, C₁₋₆ haloalkyl, C₁₋₆ alkoxy, C₁₋₆ haloalkoxy, hydroxyl, cyano, and nitro. In certain instances, R⁸ is hydrogen. In certain instances, R⁸ is halo. In certain instances, R⁸ is fluoro. In certain instances, R⁸ is chloro. In certain instances, R⁸ is bromo. In certain instances, R⁸ is C₁₋₆ alkyl. In certain instances, R⁸ is C₁₋₆ haloalkyl. In certain instances, R⁸ is C₁₋₆ alkoxy. In certain instances, R⁸ is C₁₋₆ haloalkoxy. In certain instances, R⁸ is hydroxyl. In certain instances, R⁸ is cyano. In certain instances, R⁸ is nitro.

[0173] In Formula (V), Q is CR⁹ or N. In certain instances, Q is CR⁹. In certain instances, Q is N.

[0174] In Formula (V), R⁹ is selected from hydrogen, halo, C₁₋₆ alkyl, C₁₋₆ haloalkyl, C₁₋₆ alkoxy, C₁₋₆ haloalkoxy, hydroxyl, cyano, and nitro. In certain instances, R⁹ is hydrogen. In certain instances, R⁹ is halo. In certain instances, R⁹ is fluoro. In certain instances, R⁹ is chloro. In certain instances, R⁹ is bromo. In certain instances, R⁹ is C₁₋₆ alkyl. In certain instances, R⁹ is C₁₋₆ haloalkyl. In certain instances, R⁹ is C₁₋₆ alkoxy. In certain instances, R⁹ is C₁₋₆ haloalkoxy. In certain instances, R⁹ is hydroxyl. In certain instances, R⁹ is cyano. In certain instances, R⁹ is nitro.

[0175] In Formula (V), R¹⁰ is selected from hydrogen and C₁₋₆ alkyl. In certain instances, R¹⁰ is hydrogen. In certain instances, R¹⁰ is C₁₋₆ alkyl. In certain instances, R¹⁰ is methyl. In certain instances, R¹⁰ is ethyl. In certain instances, R¹⁰ is C₁₋₃ alkyl. In certain instances, R¹⁰ is C₄₋₆ alkyl.

[0176] In Formula (V), R¹¹ is selected from hydrogen and C₁₋₆ alkyl. In certain instances, R¹¹ is hydrogen. In certain instances, R¹¹ is C₁₋₆ alkyl. In certain instances, R¹¹ is methyl. In certain instances, R¹¹ is ethyl. In certain instances, R¹¹ is C₁₋₃ alkyl. In certain instances, R¹¹ is C₄₋₆ alkyl.

[0177] In Formula (V), R¹² is selected from hydrogen and C₁₋₆ alkyl. In certain instances, R¹² is hydrogen. In certain instances, R¹² is C₁₋₆ alkyl. In certain instances, R¹² is methyl. In certain instances, R¹² is ethyl. In certain instances, R¹² is C₁₋₃ alkyl. In certain instances, R¹² is C₄₋₆ alkyl.

[0178] In Formula (V), R¹³ is selected from hydrogen, C₁₋₆ alkyl, and C₆₋₂₀ aryl, wherein each alkyl or aryl is unsubstituted or substituted with hydroxyl, C₁₋₆ alkoxy, or halo. In certain instances, R¹³ is hydrogen. In certain instances, R¹³ is C₁₋₆ alkyl. In certain instances, R¹³ is C₆₋₂₀ aryl.

[0179] In certain instances, R¹³ is unsubstituted C₁₋₆ alkyl. In certain instances, R¹³ is C₁₋₆ alkyl that is substituted with hydroxyl. In certain instances, R¹³ is -(CH₂)_mOH, wherein m is a number from one to 3. In certain instances, R¹³ is -CH₂OH. In certain instances, R¹³ is C₁₋₆ alkyl that is substituted with C₁₋₆ alkoxy.

[0180] In certain instances, R¹³ is C₁₋₆ alkyl that is substituted with halo. In certain instances, R¹³ is -(CH₂)_mX, wherein m is a number from one to 3 and X is halo. In certain instances, R¹³ is C₁₋₆ alkyl that is substituted with fluoro. In certain instances, R¹³ is -(CH₂)_mF, wherein m is a number from one to 3. In certain instances, R¹³ is -(CH₂)₂F.

[0181] In certain instances, R¹³ is unsubstituted C₆₋₂₀ aryl. In certain instances, R¹³ is C₆₋₂₀ aryl that is substituted with hydroxyl. In certain instances, R¹³ is C₆₋₂₀ aryl that is substituted with C₁₋₆ alkoxy. In certain instances, R¹³ is C₆₋₂₀ aryl that is substituted with halo.

[0182] In certain instances, R⁶, R⁷, R⁸, and R⁹ are hydrogen. In certain instances, R⁶, R⁷, and R⁸ are hydrogen and R⁹ is halo. In certain instances, R⁶, R⁷, and R⁸ are hydrogen and R⁹ is fluoro.

[0183] In certain instances, R⁶, R⁷, R⁸, and R⁹ are hydrogen and R¹⁰ is methyl. In certain instances, R⁶, R⁷, R⁸ are hydrogen; R⁹ is halo; and R¹⁰ is methyl. In certain instances, R⁶, R⁷, R⁸ are hydrogen; R⁹ is fluoro; and R¹⁰ is methyl.

[0184] In certain instances, R⁶, R⁷, R⁸, and R⁹ are hydrogen and R¹³ is hydrogen. In certain instances, R⁶, R⁷, and R⁸ are hydrogen; R⁹ is halo; and R¹³ is hydrogen. In certain instances, R⁶, R⁷, and R⁸ are hydrogen; R⁹ is fluoro; and R¹³ is hydrogen.

[0185] In certain instances, R⁶, R⁷, R⁸, and R⁹ are hydrogen and R¹³ is -CH₂OH. In certain instances, R⁶, R⁷, and R⁸ are hydrogen; R⁹ is halo; and R¹³ is -CH₂OH. In certain instances, R⁶, R⁷, and R⁸ are hydrogen; R⁹ is fluoro; and R¹³ is -CH₂OH.

[0186] In certain instances, R⁶, R⁷, R⁸, and R⁹ are hydrogen and R¹³ is -(CH₂)_mF, wherein m is a number from one to 3. In certain instances, R⁶, R⁷, and R⁸ are hydrogen; R⁹ is halo; and R¹³ is -(CH₂)_mF, wherein m is a number from one to 3. In certain instances, R⁶, R⁷, and R⁸ are hydrogen; R⁹ is fluoro; and R¹³ is -(CH₂)_mF, wherein m is a number from one to 3.

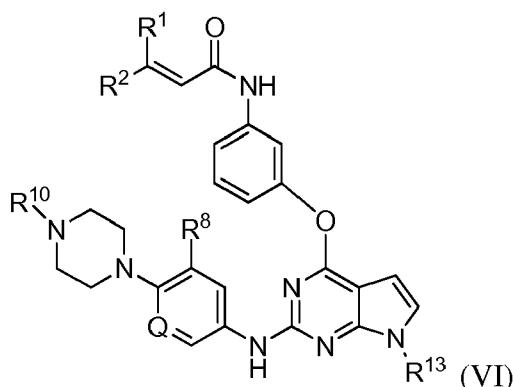
Formula (VI)

[0187] The present disclosure provides a compound of Formula (VI):

5

10

15



wherein

20

R¹ and R² are independently selected from hydrogen, halo, C₁₋₆ alkyl, and C₁₋₆ haloalkyl;

R⁸ is selected from hydrogen, halo, C₁₋₆ alkyl, C₁₋₆ haloalkyl, C₁₋₆ alkoxy, C₁₋₆ haloalkoxy, hydroxyl, cyano, and nitro;

Q is CR⁹ or N;

R⁹ is selected from hydrogen, halo, C₁₋₆ alkyl, C₁₋₆ haloalkyl, C₁₋₆ alkoxy, C₁₋₆ haloalkoxy, hydroxyl, cyano, and nitro;

25

R¹⁰ is selected from hydrogen and C₁₋₆ alkyl; and

R¹³ is selected from hydrogen, C₁₋₆ alkyl, and C₆₋₂₀ aryl, wherein each alkyl or aryl is unsubstituted or substituted with hydroxyl, C₁₋₆ alkoxy, or halo;

or a pharmaceutically acceptable salt thereof.

30

[0188] In Formula (VI), R¹ and R² are independently selected from hydrogen, halo, C₁₋₆ alkyl, and C₁₋₆ haloalkyl. In certain instances, R¹ is hydrogen. In certain instances, R¹ is C₁₋₆ alkyl. In certain instances, R¹ is methyl or ethyl. In certain instances, R² is hydrogen. In certain instances, R² is C₁₋₆ alkyl. In certain instances, R² is methyl or ethyl. In certain instances, R¹ and R² are hydrogen.

35

[0189] In Formula (VI), R⁸ is selected from hydrogen, halo, C₁₋₆ alkyl, C₁₋₆ haloalkyl, C₁₋₆ alkoxy, C₁₋₆ haloalkoxy, hydroxyl, cyano, and nitro. In certain instances, R⁸ is hydrogen. In certain instances, R⁸ is halo. In certain instances, R⁸ is fluoro. In certain instances, R⁸ is chloro. In certain instances, R⁸ is bromo. In certain instances, R⁸ is C₁₋₆ alkyl. In certain instances, R⁸ is C₁₋₆ haloalkyl. In certain instances, R⁸ is C₁₋₆ alkoxy. In certain instances, R⁸ is C₁₋₆ haloalkoxy. In certain instances, R⁸ is hydroxyl. In certain instances, R⁸ is cyano. In certain instances, R⁸ is nitro.

[0190] In Formula (VI), Q is CR⁹ or N. In certain instances, Q is CR⁹. In certain instances, Q is N.

40

[0191] In Formula (VI), R⁹ is selected from hydrogen, halo, C₁₋₆ alkyl, C₁₋₆ haloalkyl, C₁₋₆ alkoxy, C₁₋₆ haloalkoxy, hydroxyl, cyano, and nitro. In certain instances, R⁹ is hydrogen. In certain instances, R⁹ is halo. In certain instances, R⁹ is fluoro. In certain instances, R⁹ is chloro. In certain instances, R⁹ is bromo. In certain instances, R⁹ is C₁₋₆ alkyl. In certain instances, R⁹ is C₁₋₆ haloalkyl. In certain instances, R⁹ is C₁₋₆ alkoxy. In certain instances, R⁹ is C₁₋₆ haloalkoxy. In certain instances, R⁹ is hydroxyl. In certain instances, R⁹ is cyano. In certain instances, R⁹ is nitro.

45

[0192] In Formula (VI), R¹⁰ is selected from hydrogen and C₁₋₆ alkyl. In certain instances, R¹⁰ is hydrogen. In certain instances, R¹⁰ is C₁₋₆ alkyl. In certain instances, R¹⁰ is methyl. In certain instances, R¹⁰ is ethyl. In certain instances, R¹⁰ is C₁₋₃ alkyl. In certain instances, R¹⁰ is C₄₋₆ alkyl.

[0193] In Formula (VI), R¹³ is selected from hydrogen, C₁₋₆ alkyl, and C₆₋₂₀ aryl, wherein each alkyl or aryl is unsubstituted or substituted with hydroxyl, C₁₋₆ alkoxy, or halo. In certain instances, R¹³ is hydrogen. In certain instances, R¹³ is C₁₋₆ alkyl. In certain instances, R¹³ is C₆₋₂₀ aryl.

50

[0194] In certain instances, R¹³ is unsubstituted C₁₋₆ alkyl. In certain instances, R¹³ is C₁₋₆ alkyl that is substituted with hydroxyl. In certain instances, R¹³ is -(CH₂)_mOH, wherein m is a number from one to 3. In certain instances, R¹³ is -CH₂OH. In certain instances, R¹³ is C₁₋₆ alkyl that is substituted with C₁₋₆ alkoxy.

55

[0195] In certain instances, R¹³ is C₁₋₆ alkyl that is substituted with halo. In certain instances, R¹³ is -(CH₂)_mX, wherein m is a number from one to 3 and X is halo. In certain instances, R¹³ is C₁₋₆ alkyl that is substituted with fluoro. In certain instances, R¹³ is -(CH₂)_mF, wherein m is a number from one to 3. In certain instances, R¹³ is -(CH₂)₂F.

[0196] In certain instances, R¹³ is unsubstituted C₆₋₂₀ aryl. In certain instances, R¹³ is C₆₋₂₀ aryl that is substituted with hydroxyl. In certain instances, R¹³ is C₆₋₂₀ aryl that is substituted with C₁₋₆ alkoxy. In certain instances, R¹³ is C₆₋₂₀

aryl that is substituted with halo.

[0197] In certain instances, R⁸ and R⁹ are hydrogen. In certain instances, R⁸ is hydrogen and R⁹ is halo. In certain instances, R⁸ is hydrogen and R⁹ is fluoro.

[0198] In certain instances, R⁸ and R⁹ are hydrogen and R¹⁰ is methyl. In certain instances, R⁸ is hydrogen; R⁹ is halo; and R¹⁰ is methyl. In certain instances, R⁸ is hydrogen; R⁹ is fluoro; and R¹⁰ is methyl.

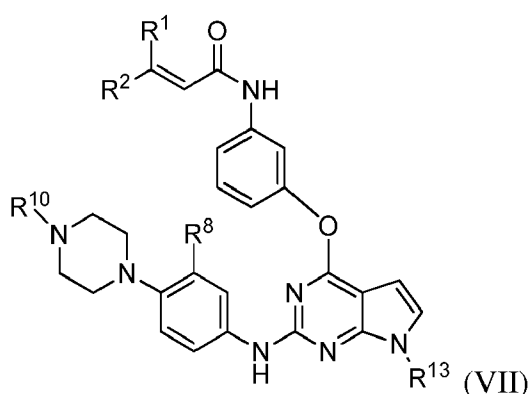
[0199] In certain instances, R⁸ and R⁹ are hydrogen and R¹³ is hydrogen. In certain instances, R⁸ is hydrogen; R⁹ is halo; and R¹³ is hydrogen. In certain instances, R⁸ is hydrogen; R⁹ is fluoro; and R¹³ is hydrogen.

[0200] In certain instances, R⁸ and R⁹ are hydrogen and R¹³ is -CH₂OH. In certain instances, R⁸ is hydrogen; R⁹ is halo; and R¹³ is -CH₂OH. In certain instances, R⁸ is hydrogen; R⁹ is fluoro; and R¹³ is -CH₂OH.

[0201] In certain instances, R⁸ and R⁹ are hydrogen and R¹³ is -(CH₂)_mF, wherein m is a number from one to 3. In certain instances, R⁸ is hydrogen; R⁹ is halo; and R¹³ is -(CH₂)_mF, wherein m is a number from one to 3. In certain instances, R⁸ is hydrogen; R⁹ is fluoro; and R¹³ is -(CH₂)_mF, wherein m is a number from one to 3.

Formula (VII)

[0202] The present disclosure provides a compound of Formula (VII):



wherein

R¹ and R² are independently selected from hydrogen, halo, C₁₋₆ alkyl, and C₁₋₆ haloalkyl;

R⁸ is selected from halo, C₁₋₆ alkyl, C₁₋₆ haloalkyl, C₁₋₆ alkoxy, C₁₋₆ haloalkoxy, hydroxyl, cyano, and nitro;

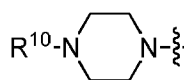
R¹⁰ is C₁₋₆ alkyl; and

R¹³ is hydrogen or C₁₋₆ alkyl;

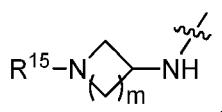
or a pharmaceutically acceptable salt thereof.

[0203] In some embodiments of Formula (VII), R¹ and R² are each hydrogen. In other embodiments, R⁸ is halo, methyl, methoxy, or cyano. In still other embodiments, R⁸ is halo. In still other embodiments, R⁸ is fluoro. In some embodiments, R¹⁰ is methyl, ethyl, or isopropyl. In other embodiments, R¹⁰ is methyl. In some embodiments, R¹³ is hydrogen, methyl, ethyl, or isopropyl. In other embodiments, R¹³ is hydrogen.

[0204] In some embodiments of compounds of Formulae (I)-(VI), R⁶ and R⁷ may also be methoxy, provided that neither R⁶ nor R⁷ is methoxy when R¹⁰ is methyl. In other embodiments of Formulae (I)-(VII), the



group is replaced with



where m and R¹⁵ are defined herein.

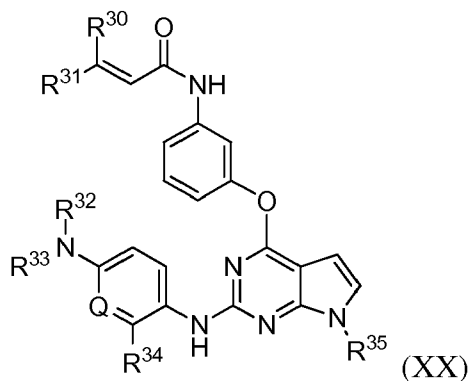
Formula XX

[0205] In some embodiments, a compound of the invention is a compound of Formula XX:

5

10

15

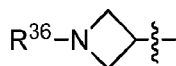


wherein:

20

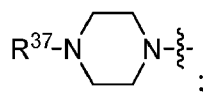
R³⁰ and R³¹ are each independently H or C₁₋₄alkyl;
R³² is H and R³³ is

25



or R³² and R³³ taken together with the nitrogen to which they are attached form

30



35

wherein R³⁶ is H, C₁₋₄alkyl, or C₁₋₄haloalkyl; and
R³⁷ is H or C₁₋₄alkyl;

Q is CH, CF, or N;

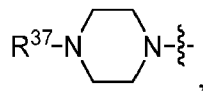
R³⁴ is H or methoxy;

40

R³⁵ is H, -CH₂OH, or -CH₂CH₂F;

wherein R³⁴ is not methoxy when Q is CH, -NR³²R³³ is

45



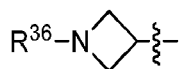
and R³⁷ is methyl;

or a pharmaceutically acceptable salt thereof.

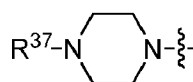
50

[0206] In some embodiments of Formula (XX), R³⁰ and R³¹ are both H. In some embodiments R³² is H and R³³ is

55



In some embodiments, R³⁶ is -CH₂CH₂F. In other embodiments, R³² and R³³ taken together with the nitrogen to which they are attached form



5 In still other embodiments, R³⁷ is methyl. In other embodiments, Q is N and R³⁴ is H. In still other embodiments, Q is CH and R³⁴ is methoxy. In still other embodiments, Q is CF and R³⁴ is H. In other embodiments, R³⁵ is H.

[0207] In certain embodiments, the present disclosure provides a compound selected from:

Compound	Structure	Chemical Name
1		N-(3-((2-((4-(4-methylpiperazin-1-yl)phenyl)amino)-7H-pyrrolo[2,3-d]pyrimidin-4-yl)oxy)phenyl)acrylamide
2		N-(3-((2-((6-(4-methylpiperazin-1-yl)pyridin-3-yl)amino)-7H-pyrrolo[2,3-d]pyrimidin-4-yl)oxy)phenyl)acrylamide
3		N-(3-((2-((3-fluoro-4-(4-methylpiperazin-1-yl)phenyl)amino)-7H-pyrrolo[2,3-d]pyrimidin-4-yl)oxy)phenyl)acrylamide
4		N-(3-((7-(hydroxymethyl)-2-((4-(4-methylpiperazin-1-yl)phenyl)amino)-7H-pyrrolo[2,3-d]pyrimidin-4-yl)oxy)phenyl)acrylamide
5		N-(3-((7-(hydroxymethyl)-2-((6-(4-methylpiperazin-1-yl)pyridin-3-yl)amino)-7H-pyrrolo[2,3-d]pyrimidin-4-yl)oxy)phenyl)acrylamide

(continued)

Compound	Structure	Chemical Name
6		N-(3-((2-((3-fluoro-4-(4-methylpiperazin-1-yl)phenyl)amino)-7-(hydroxymethyl)-7H-pyrrolo[2,3-d]pyrimidin-4-yl)oxy)phenyl)acrylamide; and
7		N-(3-((7-(2-fluoroethyl)-2-((4-(4-methylpiperazin-1-yl)phenyl)amino)-7H-pyrrolo[2,3-d]pyrimidin-4-yl)oxy)phenyl)acrylamide

and pharmaceutically acceptable salts thereof.

[0208] In certain embodiments, the present disclosure provides a compound selected from:

Compound	Structure	Chemical Name
8		N-(3-((2-((1-(2-(dimethylamino)ethyl)-1H-indol-5-yl)amino)-7H-pyrrolo[2,3-d]pyrimidin-4-yl)oxy)phenyl)acrylamide
9		N-(3-((2-((2-((dimethylamino)methyl)quinolin-6-yl)amino)-7H-pyrrolo[2,3-d]pyrimidin-4-yl)oxy)phenyl)acrylamide

(continued)

Compound	Structure	Chemical Name
5 10		N-(3-((5-cyclopropyl-2-((4-(4-methylpiperazin-1-yl)phenyl)amino)-7H-pyrrolo[2,3-d]pyrimidin-4-yl)oxy)phenyl)acrylamide
15 20		N-(3-((5-cyclopropyl-2-((3-fluoro-4-(4-methylpiperazin-1-yl)phenyl)amino)-7H-pyrrolo[2,3-d]pyrimidin-4-yl)oxy)phenyl)acrylamide
25 30		N-(3-((2-((4-(4-methylpiperazin-1-yl)phenyl)amino)-5-(pyrrolidin-1-yl)-7H-pyrrolo[2,3-d]pyrimidin-4-yl)oxy)phenyl)acrylamide
35 40		N-(3-((2-((3-fluoro-4-(4-methylpiperazin-1-yl)phenyl)amino)-5-(pyrrolidin-1-yl)-7H-pyrrolo[2,3-d]pyrimidin-4-yl)oxy)phenyl)acrylamide
45 50		N-(3-((5-(2-hydroxyethyl)-2-((4-(4-methylpiperazin-1-yl)phenyl)amino)-7H-pyrrolo[2,3-d]pyrimidin-4-yl)oxy)phenyl)acrylamide

55

(continued)

Compound	Structure	Chemical Name
5 10		N-(3-((2-((3-fluoro-4-(4-methylpiperazin-1-yl)phenyl)amino)-5-(2-hydroxyethyl)-7H-pyrrolo[2,3-d]pyrimidin-4-yl)oxy)phenyl)acrylamide
15 20		N-(3-((2-((dimethylamino)methyl)-2-((4-(4-methylpiperazin-1-yl)phenyl)amino)-7H-pyrrolo[2,3-d]pyrimidin-4-yl)oxy)phenyl)acrylamide
25 30		N-(3-((5-((dimethylamino)methyl)-2-((3-fluoro-4-(4-methylpiperazin-1-yl)phenyl)amino)-7H-pyrrolo[2,3-d]pyrimidin-4-yl)oxy)phenyl)acrylamide
35 40		N-(3-((5-(dimethylamino)-2-((4-(4-methylpiperazin-1-yl)phenyl)amino)-7H-pyrrolo[2,3-d]pyrimidin-4-yl)oxy)phenyl)acrylamide
45 50		N-(3-((5-(dimethylamino)-2-((3-fluoro-4-(4-methylpiperazin-1-yl)phenyl)amino)-7H-pyrrolo[2,3-d]pyrimidin-4-yl)oxy)phenyl)acrylamide

55

(continued)

Compound	Structure	Chemical Name
5 20		N-(3-((5-(2-(dimethylamino)ethyl)-2-((4-(4-methylpiperazin-1-yl)phenyl)amino)-7H-pyrrolo[2,3-d]pyrimidin-4-yl)oxy)phenyl)acrylamide
15 21		N-(3-((5-(2-(dimethylamino)ethyl)-2-((3-fluoro-4-(4-methylpiperazin-1-yl)phenyl)amino)-7H-pyrrolo[2,3-d]pyrimidin-4-yl)oxy)phenyl)acrylamide
25 22		N-(3-((5-(aziridin-1-yl)-2-((4-(4-methylpiperazin-1-yl)phenyl)amino)-7H-pyrrolo[2,3-d]pyrimidin-4-yl)oxy)phenyl)acrylamide
35 23		N-(3-((5-(aziridin-1-yl)-2-((3-fluoro-4-(4-methylpiperazin-1-yl)phenyl)amino)-7H-pyrrolo[2,3-d]pyrimidin-4-yl)oxy)phenyl)acrylamide
45 24		N-(3-((5-(azetidin-1-yl)-2-((4-(4-methylpiperazin-1-yl)phenyl)amino)-7H-pyrrolo[2,3-d]pyrimidin-4-yl)oxy)phenyl)acrylamide

55

(continued)

Compound	Structure	Chemical Name
5 25		N-(3-((5-(azetidin-1-yl)-2-((3-fluoro-4-(4-methylpiperazin-1-yl)phenyl)amino)-7H-pyrrolo[2,3-d]pyrimidin-4-yl)oxy)phenyl)acrylamide
15 26		N-(3-((5-(4-(4-methylpiperazin-1-yl)phenyl)amino)-5-(piperidin-1-yl)-7H-pyrrolo[2,3-d]pyrimidin-4-yl)oxy)phenyl)acrylamide
25 27		N-(3-((2-((3-fluoro-4-(4-methylpiperazin-1-yl)phenyl)amino)-5-(piperidin-1-yl)-7H-pyrrolo[2,3-d]pyrimidin-4-yl)oxy)phenyl)acrylamide
35 28		N-(3-((7-cyclopropyl-2-((4-(4-methylpiperazin-1-yl)phenyl)amino)-7H-pyrrolo[2,3-d]pyrimidin-4-yl)oxy)phenyl)acrylamide
45 29		N-(3-((7-cyclopropyl-2-((3-fluoro-4-(4-methylpiperazin-1-yl)phenyl)amino)-7H-pyrrolo[2,3-d]pyrimidin-4-yl)oxy)phenyl)acrylamide

(continued)

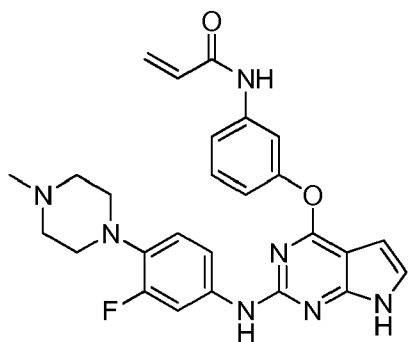
Compound	Structure	Chemical Name
5 10		N-(3-((2-((4-(4-methylpiperazin-1-yl)phenyl)amino)-7-(methylsulfonyl)-7H-pyrrolo[2,3-d]pyrimidin-4-yl)oxy)phenyl)acrylamide
15 20		N-(3-((2-((3-fluoro-4-(4-methylpiperazin-1-yl)phenyl)amino)-7-(methylsulfonyl)-7H-pyrrolo[2,3-d]pyrimidin-4-yl)oxy)phenyl)acrylamide
25 30		N-(3-((7-acetyl-2-((4-(4-methylpiperazin-1-yl)phenyl)amino)-7H-pyrrolo[2,3-d]pyrimidin-4-yl)oxy)phenyl)acrylamide
35 40		N-(3-((7-acetyl-2-((3-fluoro-4-(4-methylpiperazin-1-yl)phenyl)amino)-7H-pyrrolo[2,3-d]pyrimidin-4-yl)oxy)phenyl)acrylamide
45 50 55		N-(3-(2-(4-(1-(2-fluoroethyl)azetidin-3-ylamino)-2-methoxyphenylamino)-7H-pyrrolo[2,3-d]pyrimidin-4-yloxy)phenyl)acrylamide

(continued)

Compound	Structure	Chemical Name
35		N-(3-(2-(4-(1-(2-fluoroethyl)azetidin-3-ylamino)-2-methoxyphenylamino)-7H-pyrrolo[2,3-d]pyrimidin-4-ylamino)phenyl)acrylamide; and
36		N-(3-((2-((2-(piperidin-1-ylmethyl)quinolin-6-yl)amino)-7H-pyrrolo[2,3-d]pyrimidin-4-yl)oxy)phenyl)acrylamide

and pharmaceutically acceptable salts thereof.

[0209] In certain embodiments, the present disclosure provides Compound 3, N-(3-((2-((3-fluoro-4-(4-methylpiperazin-1-yl)phenyl)amino)-7H-pyrrolo[2,3-d]pyrimidin-4-yl)oxy)phenyl)acrylamide,



and pharmaceutically acceptable salts thereof. In certain embodiments, the present disclosure provides the maleate salt of Compound 3, N-(3-((2-((3-fluoro-4-(4-methylpiperazin-1-yl)phenyl)amino)-7H-pyrrolo[2,3-d]pyrimidin-4-yl)oxy)phenyl)acrylamide. In certain embodiments, the present disclosure provides the hydrochloride salt of Compound 3, N-(3-((2-((3-fluoro-4-(4-methylpiperazin-1-yl)phenyl)amino)-7H-pyrrolo[2,3-d]pyrimidin-4-yl)oxy)phenyl)acrylamide.

[0210] The disclosed pharmaceutical compositions can be formulated as a pharmaceutically acceptable salt of a disclosed compound. Pharmaceutically acceptable salts are non-toxic salts of a free base form of a compound that possesses the desired pharmacological activity of the free base. These salts may be derived from inorganic or organic acids. Non-limiting examples of pharmaceutically acceptable salts include sulfates, pyrosulfates, bisulfates, sulfites, bisulfites, phosphates, monohydrogen-phosphates, dihydrogenphosphates, metaphosphates, pyrophosphates, chlorides, bromides, iodides, acetates, propionates, decanoates, caprylates, acrylates, formates, isobutyrate, caproates, heptanoates, propiolates, oxalates, malonates, succinates, suberates, sebacates, fumarates, maleates, butyne-1,4-dioates, hexyne-1,6-dioates, benzoates, chlorobenzoates, methylbenzoates, dinitrobenzoates, hydroxybenzoates, methoxybenzoates, phthalates, sulfonates, methylsulfonates, propylsulfonates, besylates, xylenesulfonates, naphthalene-1-sulfonates, naphthalene-2-sulfonates, phenylacetates, phenylpropionates, phenylbutyrates, citrates, lactates, γ -hydroxybutyrates, glycolates, tartrates, and mandelates. Lists of other suitable pharmaceutically acceptable salts are found in Remington's Pharmaceutical Sciences, 17th Edition, Mack Publishing Company, Easton, Pa., 1985.

Pharmaceutical Compositions

5 [0211] For treatment purposes, pharmaceutical compositions comprising the compounds described herein may further comprise one or more pharmaceutically-acceptable excipients. A pharmaceutically-acceptable excipient is a substance that is non-toxic and otherwise biologically suitable for administration to a subject. Such excipients facilitate administration of the compounds described herein and are compatible with the active ingredient. Examples of pharmaceutically-acceptable excipients include stabilizers, lubricants, surfactants, diluents, anti-oxidants, binders, coloring agents, bulking agents, emulsifiers, or taste-modifying agents. In preferred embodiments, pharmaceutical compositions according to the embodiments are sterile compositions. Pharmaceutical compositions may be prepared using compounding techniques known or that become available to those skilled in the art.

10 [0212] Sterile compositions are within the present disclosure, including compositions that are in accord with national and local regulations governing such compositions.

15 [0213] The pharmaceutical compositions and compounds described herein may be formulated as solutions, emulsions, suspensions, or dispersions in suitable pharmaceutical solvents or carriers, or as pills, tablets, lozenges, suppositories, sachets, dragees, granules, powders, powders for reconstitution, or capsules along with solid carriers according to conventional methods known in the art for preparation of various dosage forms. Pharmaceutical compositions of the embodiments may be administered by a suitable route of delivery, such as oral, parenteral, rectal, nasal, topical, or ocular routes, or by inhalation. Preferably, the compositions are formulated for intravenous or oral administration.

20 [0214] For oral administration, the compounds of the embodiments may be provided in a solid form, such as a tablet or capsule, or as a solution, emulsion, or suspension. To prepare the oral compositions, the compounds of the embodiments may be formulated to yield a dosage of, e.g., from about 0.01 to about 50 mg/kg daily, or from about 0.05 to about 20 mg/kg daily, or from about 0.1 to about 10 mg/kg daily. Oral tablets may include the active ingredient(s) mixed with compatible pharmaceutically acceptable excipients such as diluents, disintegrating agents, binding agents, lubricating agents, sweetening agents, flavoring agents, coloring agents and preservative agents. Suitable inert fillers include sodium and calcium carbonate, sodium and calcium phosphate, lactose, starch, sugar, glucose, methyl cellulose, magnesium stearate, mannitol, sorbitol, and the like. Exemplary liquid oral excipients include ethanol, glycerol, water, and the like. Starch, polyvinyl-pyrrolidone (PVP), sodium starch glycolate, microcrystalline cellulose, and alginic acid are exemplary disintegrating agents. Binding agents may include starch and gelatin. The lubricating agent, if present, may be magnesium stearate, stearic acid, or talc. If desired, the tablets may be coated with a material such as glyceryl monostearate or glyceryl distearate to delay absorption in the gastrointestinal tract, or may be coated with an enteric coating.

25 [0215] Capsules for oral administration include hard and soft gelatin capsules. To prepare hard gelatin capsules, active ingredient(s) may be mixed with a solid, semi-solid, or liquid diluent. Soft gelatin capsules may be prepared by mixing the active ingredient with water, an oil, such as peanut oil or olive oil, liquid paraffin, a mixture of mono and di-glycerides of short chain fatty acids, polyethylene glycol 400, or propylene glycol.

30 [0216] Liquids for oral administration may be in the form of suspensions, solutions, emulsions, or syrups, or may be lyophilized or presented as a dry product for reconstitution with water or other suitable vehicle before use. Such liquid compositions may optionally contain: pharmaceutically-acceptable excipients such as suspending agents (for example, sorbitol, methyl cellulose, sodium alginate, gelatin, hydroxyethylcellulose, carboxymethylcellulose, aluminum stearate gel and the like); nonaqueous vehicles, e.g., oil (for example, almond oil or fractionated coconut oil), propylene glycol, ethyl alcohol, or water; preservatives (for example, methyl or propyl p-hydroxybenzoate or sorbic acid); wetting agents such as lecithin; and, if desired, flavoring or coloring agents.

35 [0217] The compositions may be formulated for rectal administration as a suppository. For parenteral use, including intravenous, intramuscular, intraperitoneal, intranasal, or subcutaneous routes, the compounds of the embodiments may be provided in sterile aqueous solutions or suspensions, buffered to an appropriate pH and isotonicity or in parenterally acceptable oil. Suitable aqueous vehicles include Ringer's solution and isotonic sodium chloride. Such forms may be presented in unit-dose form such as ampoules or disposable injection devices, in multi-dose forms such as vials from which the appropriate dose may be withdrawn, or in a solid form or pre-concentrate that can be used to prepare an injectable formulation. Illustrative infusion doses range from about 1 to 1000 $\mu\text{g}/\text{kg}/\text{minute}$ of agent admixed with a pharmaceutical carrier over a period ranging from several minutes to several days.

40 [0218] For nasal, inhaled, or oral administration, the pharmaceutical compositions may be administered using, for example, a spray formulation also containing a suitable carrier.

45 [0219] For topical applications, the compounds of the embodiments are preferably formulated as creams or ointments or a similar vehicle suitable for topical administration. For topical administration, the compounds of the embodiments may be mixed with a pharmaceutical carrier at a concentration of about 0.1% to about 10% of drug to vehicle. Another mode of administering the compounds of the embodiments may utilize a patch formulation to effect transdermal delivery.

50 [0220] In certain embodiments, the present disclosure provides pharmaceutical composition comprising a compound of formulae (I)-(VIII) and methylcellulose. In certain embodiments, methylcellulose is in a suspension of about 0.1, 0.2,

0.3, 0.4, or 0.5 to about 1%. In certain embodiments, methylcellulose is in a suspension of about 0.1 to about 0.5, 0.6, 0.7, 0.8, 0.9, or 1%. In certain embodiments, methylcellulose is in a suspension of about 0.1 to about 1%. In certain embodiments, methylcellulose is in a suspension of about 0.1, 0.2, 0.3, 0.4, 0.5, 0.6, 0.7, 0.8, 0.8, or 1%. In certain embodiments, methylcellulose is in a suspension of about 0.5%.

5 **[0221]** As used herein, the terms "treat" or "treatment" encompass both "preventative" and "curative" treatment. "Preventative" treatment is meant to indicate a postponement of development of a disease, a symptom of a disease, or medical condition, suppressing symptoms that may appear, or reducing the risk of developing or recurrence of a disease or symptom. "Curative" treatment includes reducing the severity of or suppressing the worsening of an existing disease, symptom, or condition. Thus, treatment includes ameliorating or preventing the worsening of existing disease symptoms, preventing additional symptoms from occurring, ameliorating or preventing the underlying systemic causes of symptoms, inhibiting the disorder or disease, e.g., arresting the development of the disorder or disease, relieving the disorder or disease, causing regression of the disorder or disease, relieving a condition caused by the disease or disorder, or stopping the symptoms of the disease or disorder.

10 **[0222]** One of ordinary skill in the art may modify the formulations within the teachings of the specification to provide numerous formulations for a particular route of administration. In particular, the compounds may be modified to render them more soluble in water or other vehicle. It is also well within the ordinary skill of the art to modify the route of administration and dosage regimen of a particular compound in order to manage the pharmacokinetics of the present compounds for maximum beneficial effect in a patient.

15 **[0223]** The term "subject" refers to a mammalian patient in need of such treatment, such as a human.

20 **[0224]** The compounds can be administered to a subject in need of treatment for a proliferation disorder. An example of a proliferation disorder is cancer. In certain instances, the compounds are useful to treat sarcoma, epidermoid cancer, fibrosarcoma, cervical cancer, gastric carcinoma, skin cancer, leukemia, lymphoma, lung cancer, non-small cell lung cancer, colon cancer, CNS cancer, melanoma, ovarian cancer, renal cancer, prostate cancer, breast cancer, liver cancer, head and neck cancers, and pancreatic cancer.

25 **[0225]** The compounds can also be administered to a subject in need of treatment for a disease or medical condition that is mediated by a protein kinase selected from the group consisting of EGFR, EGFR (T790M), BLK, BMX/ETK, BTK, JAK1, JAK2, JAK3, TEC, TXK, FLT3, and FLT3 (D835Y). In certain instances, the compounds are useful to treat cancers, tumors, inflammatory diseases, autoimmune diseases, or immunologically related diseases. In other embodiments, such diseases are mediated by at least one kinase selected from BTK, JAK3, ITK, and BMX. In other embodiments, the cancers, tumors, inflammatory diseases, autoimmune diseases, or immunologically mediated diseases are mediated by abnormally activated B-lymphocytes, T-lymphocytes, or both. In other embodiments, the inflammatory diseases, autoimmune diseases, or immunologically mediated diseases are arthritis, rheumatoid arthritis, spondyloarthritis, gouty arthritis, osteoarthritis, juvenile arthritis, other arthritic conditions, lupus, systemic lupus erythematosus (SLE), skin-related disease, psoriasis, eczema, dermatitis, atopic dermatitis, pain, pulmonary disorder, lung inflammation, adult respiratory distress syndrome (ARDS), pulmonary sarcoidosis, chronic pulmonary inflammatory disease, chronic obstructive pulmonary disease (COPD), cardiovascular disease, arteriosclerosis, myocardial infarction, congestive heart failure, cardiac reperfusion injury, inflammatory bowel disease, Crohn's disease, ulcerative colitis, irritable bowel syndrome, asthma, Sjogren's syndrome, autoimmunity thyroid disease, urticaria (cnidosis), multiple sclerosis, scleroderma, organ transplantation rejection, heteroplastic graft, idiopathic thrombocytopenic purpura (ITP), Parkinson's disease, Alzheimer's disease, diabetic associated diseases, inflammation, pelvic inflammatory disease, allergic rhinitis, allergic bronchitis, allergic sinusitis, leukemia, lymphoma, B-cell lymphoma, T-cell lymphoma, myeloma, acute lymphoid leukemia (ALL), chronic lymphoid leukemia (CLL), acute myeloid leukemia (AML), chronic myeloid leukemia (CML), hairy cell leukemia, Hodgkin's disease, non-Hodgkin's lymphoma, multiple myeloma, myelodysplastic syndrome (MDS), myeloproliferative neoplasms (MPN), diffuse large B-cell lymphoma, follicular lymphoma, sarcoma, epidermoid cancer, fibrosarcoma, cervical cancer, gastric carcinoma, skin cancer, leukemia, lymphoma, lung cancer, non-small cell lung cancer, colon cancer, CNS cancer, melanoma, ovarian cancer, renal cancer, prostate cancer, breast cancer, liver cancer, head and neck cancers, or pancreatic cancer. In other embodiments, the diseases are autoimmune disease or transplant-induced inflammatory disorders including, but not limited to, allotransplantation, Graft versus host disease, or autoimmune diabetes.

30 **[0226]** In one aspect, the compounds and pharmaceutical compositions of the embodiments can be administered to a subject in need of treatment of a condition associated with EGFR inhibitory activity targeting substantially a mutated EGFR but not substantially the wild type EGFR. In some embodiments, the mutated EGFR comprises a T790M mutation. The present disclosure provides use of a compound of Formulae (I)-(VIII) in the preparation of a medicament for the treatment of such conditions, and the use of such compounds and salts for treatment of such conditions. In other aspects, 35 the compounds and pharmaceutical compositions can be administered to a subject in need of treatment of a condition associated with FLT3 inhibitory activity targeting substantially a mutated FLT3 but not substantially the wild type FLT3. In some embodiments, the mutated FLT3 comprises a D835Y mutation. The present disclosure provides use of a compound of Formulae (I)-(VIII) in the preparation of a medicament for the treatment of such conditions, and the use of 40 45 50 55

such compounds and salts for treatment of such conditions.

[0227] In another aspect, the present disclosure provides a method of inhibiting mutated EGFR in a cell comprising contacting the cell with an effective amount of at least one compound of Formulae (I)-(VIII) or a salt thereof, and/or with at least one pharmaceutical composition of the embodiments, wherein the contacting is *in vitro*, *ex vivo*, or *in vivo*. In some embodiments, the mutated EGFR comprises a T790M mutation. In another aspect, the present disclosure provides a method of inhibiting mutated FLT3 in a cell comprising contacting the cell with an effective amount of at least one compound of Formulae (I)-(VIII) or a salt thereof, and/or with at least one pharmaceutical composition comprising said compound or salt, wherein the contacting is *in vitro*, *ex vivo*, or *in vivo*.

[0228] In the inhibitory methods of the embodiments, an "effective amount" means an amount sufficient to inhibit the target receptor, e.g., mutated EGFR but not the wild type EGFR, or mutated FLT3 but not wild type FLT3. In some embodiments, the mutated EGFR comprises a T790M mutation. In other embodiments, the mutated FLT3 comprises a D835Y mutation. Measuring the degree of inhibition may be performed by routine analytical methods such as those described below. Such modulation is useful in a variety of settings, including *in vitro* assays. Other settings include *ex vivo* and *in vivo*.

[0229] In treatment methods according to the embodiments, an "effective amount" means an amount or dose sufficient to generally bring about the desired therapeutic benefit in subjects needing such treatment. Effective amounts or doses of the compounds of the embodiments may be ascertained by routine methods, such as modeling, dose escalation, or clinical trials, taking into account routine factors, e.g., the mode or route of administration or drug delivery, the pharmacokinetics of the agent, the severity and course of the infection, the subject's health status, condition, and weight, and the judgment of the treating physician. An exemplary dose is in the range of about 1 μ g to 2 mg of active agent per kilogram of subject's body weight per day, preferably about 0.05 to 100 mg/kg/day, or about 1 to 35 mg/kg/day, or about 0.1 to 10 mg/kg/day. The total dosage may be given in single or divided dosage units (e.g., BID, TID, QID).

[0230] Once improvement of the patient's disease has occurred, the dose may be adjusted for preventative or maintenance treatment. For example, the dosage or the frequency of administration, or both, may be reduced as a function of the symptoms, to a level at which the desired therapeutic or prophylactic effect is maintained. Of course, if symptoms have been alleviated to an appropriate level, treatment may cease. Patients may, however, require intermittent treatment on a long-term basis upon any recurrence of symptoms. Patients may also require chronic treatment on a long-term basis.

Drug combinations

[0231] The methods of the embodiments comprise administering an effective amount of at least one compound of Formula (I)-(VIII) or the embodiments thereof; optionally the compound may be administered in combination with one or more additional therapeutic agents, particularly therapeutic agents known to be useful for treating a proliferative disorder or cancer afflicting the subject. In some embodiments, the one or more therapeutic agents is selected from anticancer agents (such as a cell signal transduction inhibitors, mitosis inhibitors, alkylating agents, anti-metabolites, intercalating anticancer agents, topoisomerase inhibitors, immunotherapeutic agents, or antihormonal agents), steroid drugs, methotrexates, leflunomides, anti-TNF α agents, calcineurin inhibitors, and antihistaminic drugs.

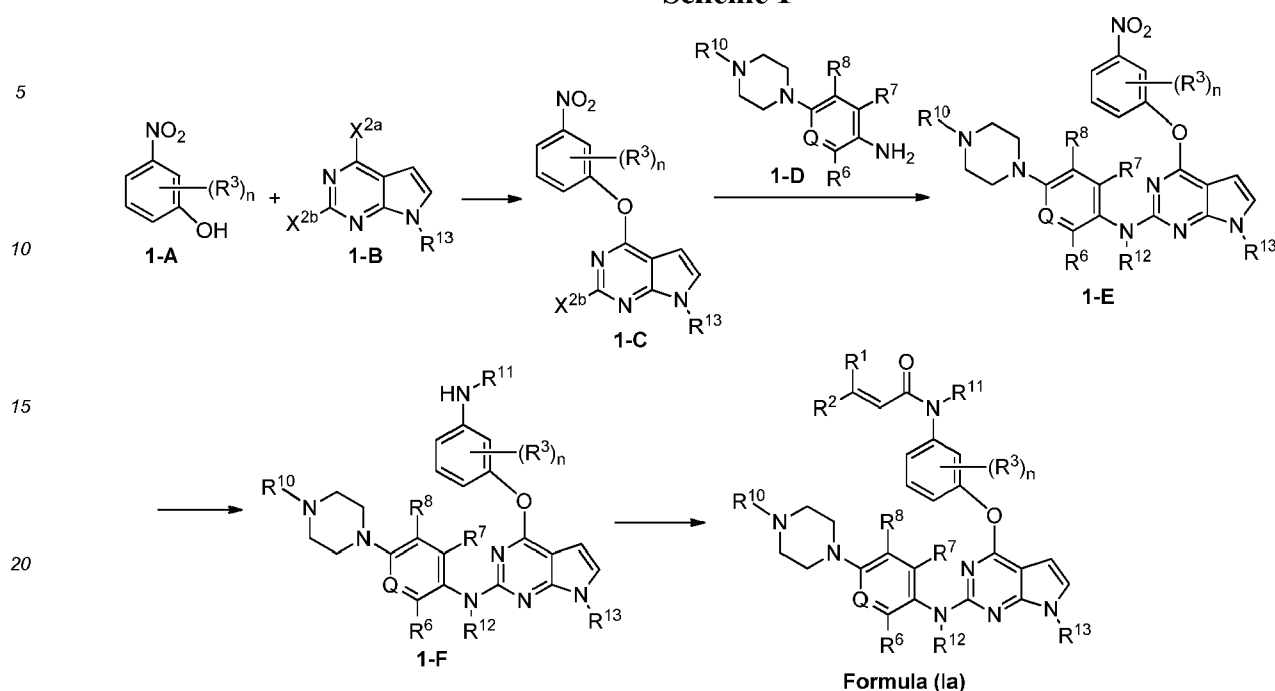
[0232] The additional active ingredients may be administered in a separate pharmaceutical composition from a compound of the embodiments or may be included with a compound of the embodiments in a single pharmaceutical composition. The additional active ingredients may be administered simultaneously with, prior to, or after administration of a compound of the embodiments.

Chemical Synthesis

[0233] Exemplary chemical entities useful in methods of the embodiments will now be described by reference to illustrative synthetic schemes for their general preparation below and the specific examples that follow. Artisans will recognize that, to obtain the various compounds herein, starting materials may be suitably selected so that the ultimately desired substituents will be carried through the reaction scheme with or without protection as appropriate to yield the desired product. Alternatively, it may be necessary or desirable to employ, in the place of the ultimately desired substituent, a suitable group that may be carried through the reaction scheme and replaced as appropriate with the desired substituent. Furthermore, one of skill in the art will recognize that the transformations shown in the schemes below may be performed in any order that is compatible with the functionality of the particular pendant groups. Each of the reactions depicted in the general schemes is preferably run at a temperature from about 0 °C to the reflux temperature of the organic solvent used. Unless otherwise specified, the variables are as defined above in reference to Formula (I). One of ordinary skill in the art will also recognize that the methods described in these exemplary schemes are also applicable to the preparation of compounds of Formula (VIII), as well as compounds of Formulae (II)-(VII).

[0234] A representative synthesis for subject compounds is shown in Scheme 1.

Scheme 1



[0235] In Scheme 1, the variables are as defined herein. As discussed below, X^{2a} and X^{2b} comprise a leaving group. Starting materials may be obtained from commercial sources or via well-established synthetic procedures.

[0236] Referring to Scheme 1, reaction of Compound 1-A with Compound 1-B through a nucleophilic reaction forms Compound 1-C. In Compound 1-A, the hydroxyl group is a nucleophile that can provide the ether linkage in Compound 1-C. The nucleophile can react in a nucleophilic substitution in which the nucleophile displaces a leaving group on the other reactant. In alternative embodiments, aniline or thiophenol analogs of 1-A are used to access compounds in which X^1 is NH or S. In Compound 1-B, X^{2a} comprises a leaving group. Examples of leaving groups include, but are not limited to, halo, triflate, fluorosulfonate, tosylate, or mesylate.

[0237] With continued reference to Scheme 1, reaction of Compound 1-C with Compound 1-D under conditions of Buchwald-Hartwig cross-coupling reaction provides Compound 1-E. In Compound 1-D, the amino group is a nucleophile that can provide the amino linkage in Compound 1-E. The nucleophile can react in a nucleophilic aromatic substitution in which the nucleophile displaces a leaving group on the other reactant. In Compound 1-C, X^{2b} comprises a leaving group. Examples of leaving groups include, but are not limited to, halo, triflate, fluorosulfonate, tosylate, or mesylate.

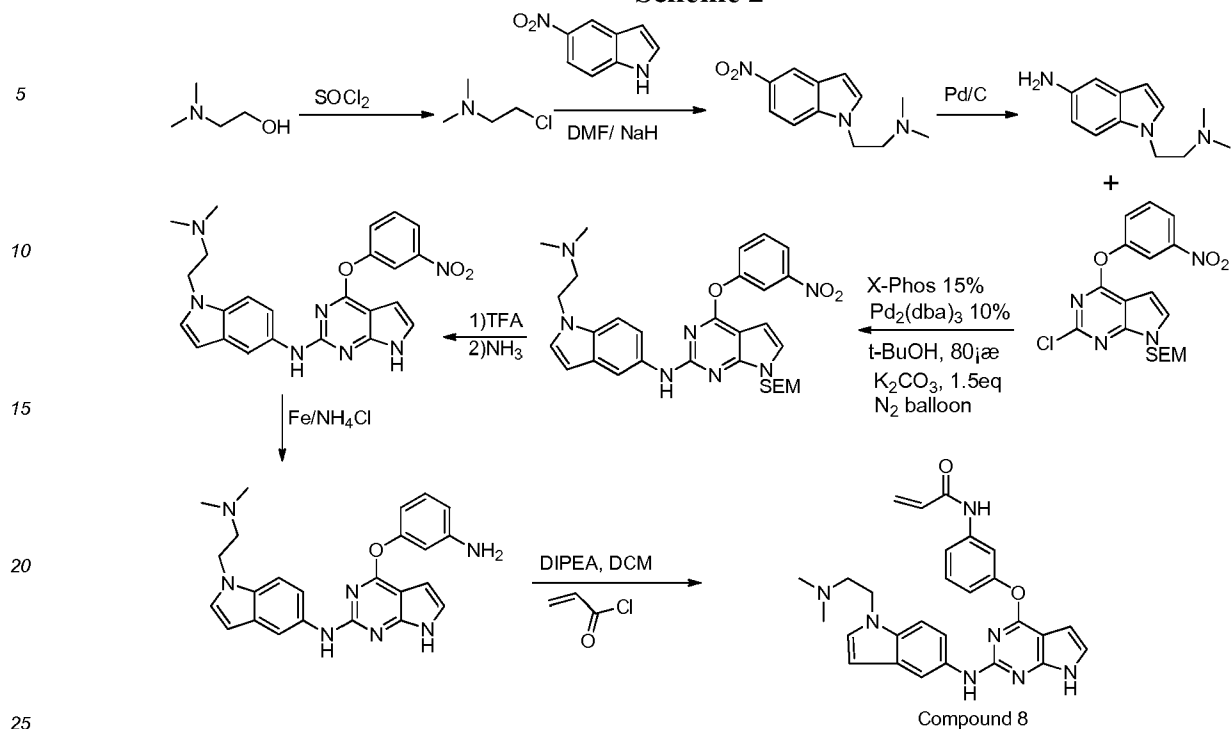
[0238] With continued reference to Scheme 1, the nitro group in Compound 1-E is reduced to give an amino group in Compound 1-F. The reduction of nitro group can be carried out using an acid catalyst and a metal, or using a metallic catalyst under hydrogen gas. In the acid catalyst reaction, iron, zinc, lithium, sodium, or tin (typically, tin chloride) can be used as the metal, and inorganic acids such as hydrochloric acid, sulfuric acid, nitric acid, or phosphoric acid; organic carboxylic acids such as acetic acid or trifluoroacetic acid; amine acid salts such as ammonium chloride, can be used as the acid catalyst. Also, in the reduction using a metallic catalyst under hydrogen gas, palladium, nickel, platinum, ruthenium, or rhodium, can be used as the metallic catalyst.

[0239] With continued reference to Scheme 1, amidation of Compound 1-F gives a compound of Formula (I). In the amidation reaction, Compound 1-F reacts with an acryloyl derivative comprising a leaving group. Examples of leaving groups include, but are not limited to, halo, triflate, fluorosulfonate, tosylate, or mesylate. An amidation reaction can be carried out in a solvent, such as dimethylformamide or dichloromethane, in the presence of a base, such as triethylamine or diisopropylethylamine. The amidation reaction can be conducted using a coupling agent, such as for example, dicyclohexylcarbodiimide (DCC), 1-ethyl-3-(3-dimethylaminopropyl) carbodiimide (EDC), or N-[dimethylamino-1H-1,2,3-triazole[4,5-b]-pyridin-1-ylmethylene]-N-methyl-methanaminium (HATU) together with 1-hydroxy-1H-benzotriazole (HOBT).

[0240] In certain embodiments, a representative synthesis for subject compounds is shown in Scheme 2.

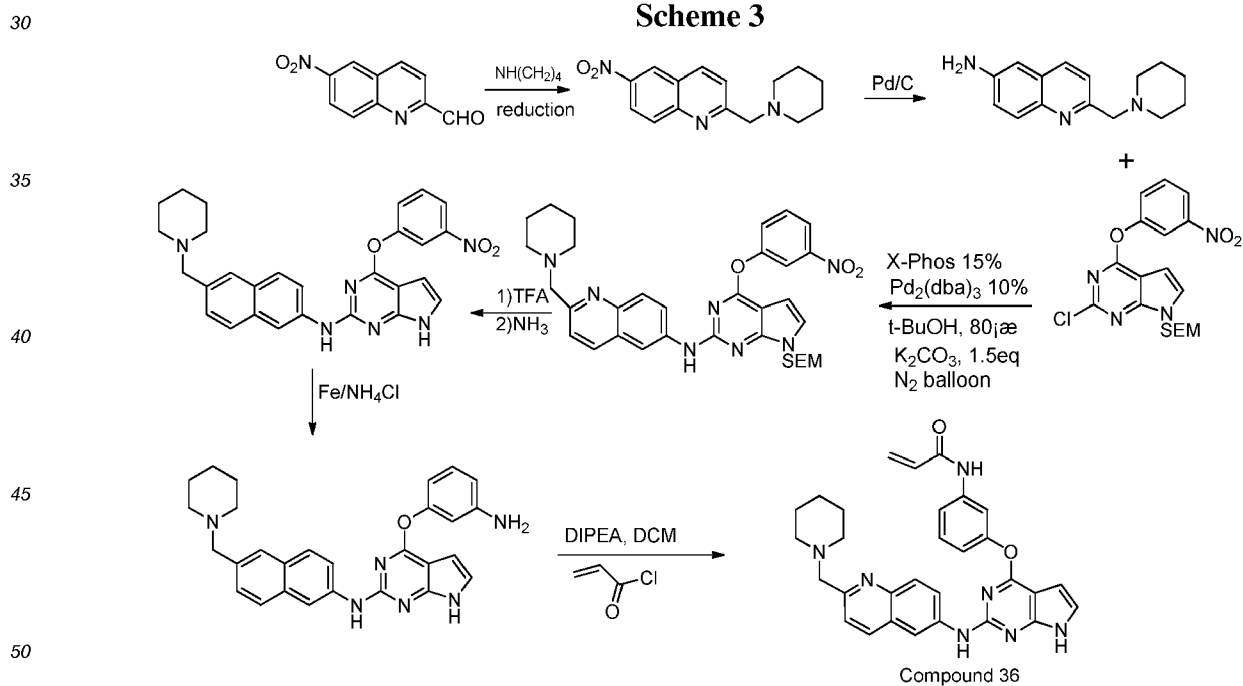
55

Scheme 2



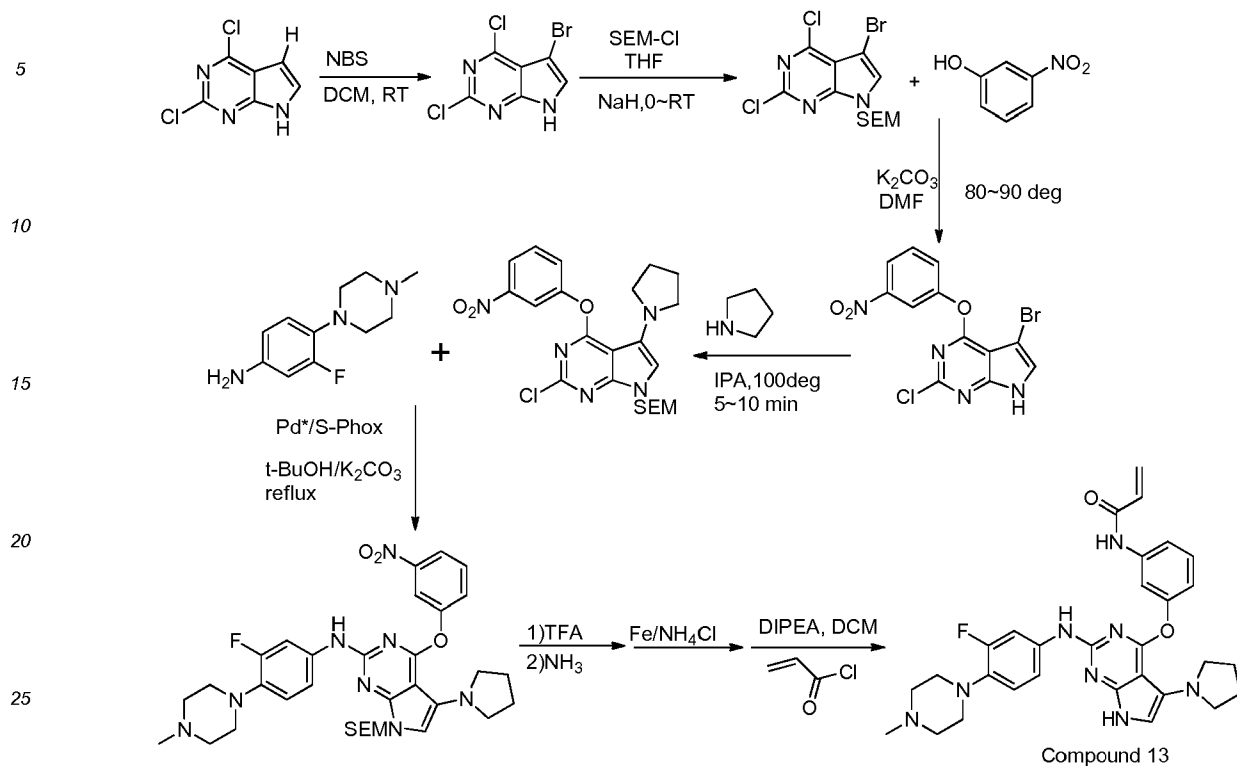
[0241] In certain embodiments, a representative synthesis for subject compounds is shown in Scheme 3.

Scheme 3



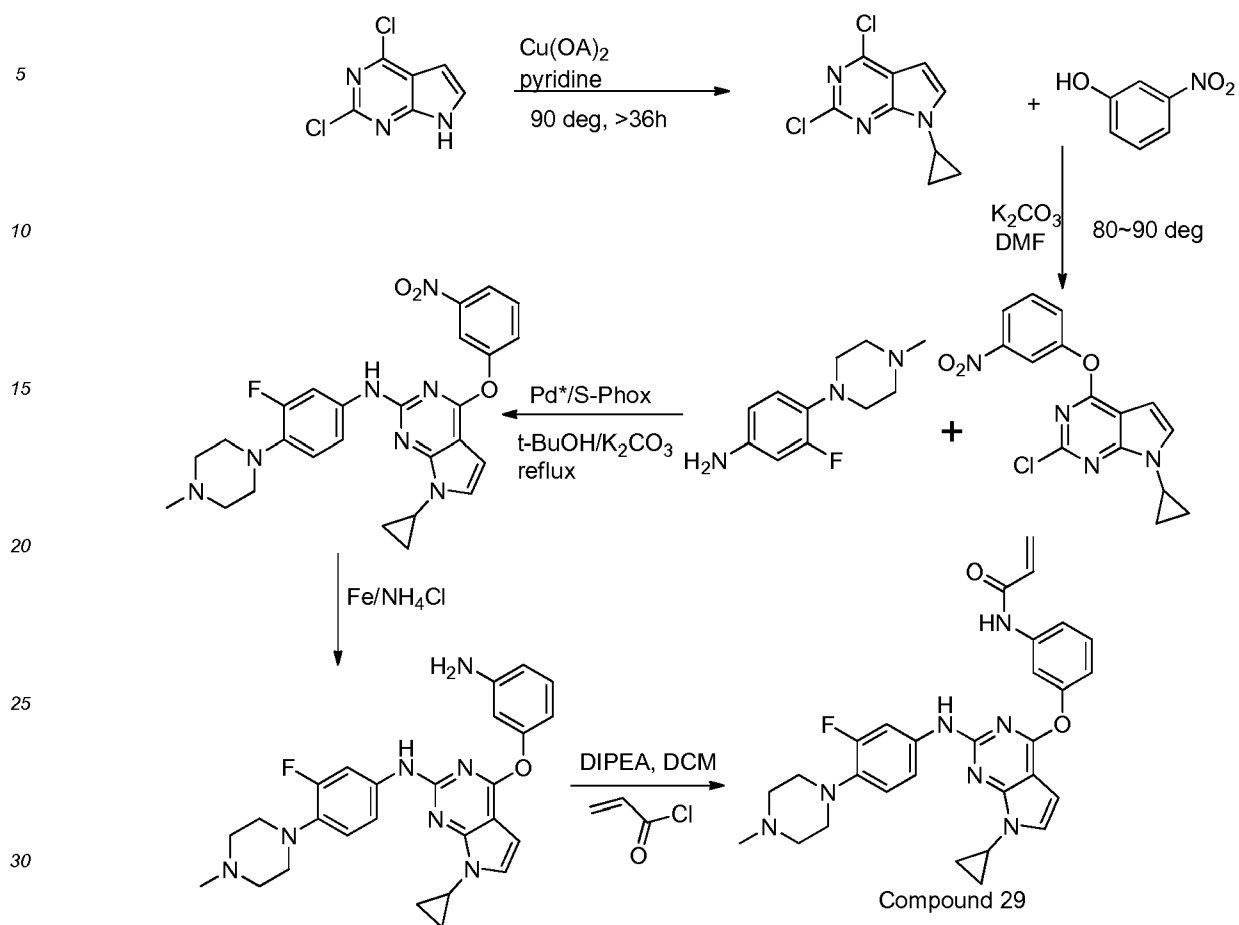
[0242] In certain embodiments, a representative synthesis for subject compounds is shown in Scheme 4.

Scheme 4



[0243] In certain embodiments, a representative synthesis for subject compounds is shown in Scheme 5.

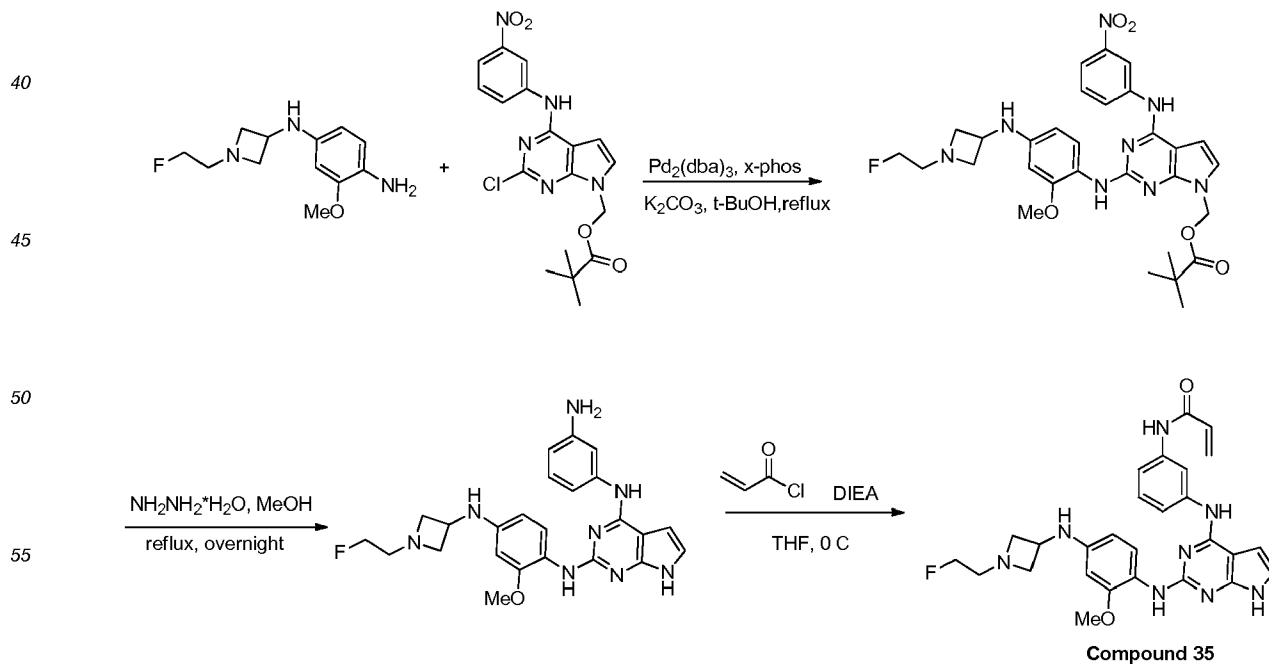
Scheme 5



[0244] Compounds in which X¹ is NH are prepared according to Scheme 5-1, as shown for exemplary Compound 35.

35

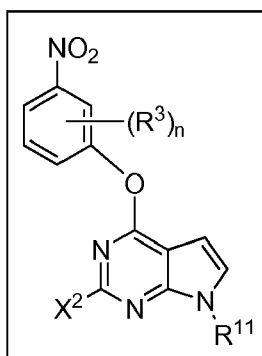
Scheme 5-1



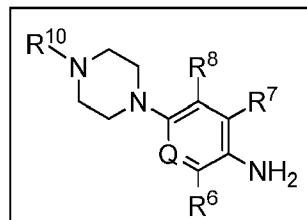
[0245] Accordingly and as described in more detail herein, the present disclosure provides a process of preparing a compound of the present disclosure, the process involves:

reacting a compound of formula

5



10



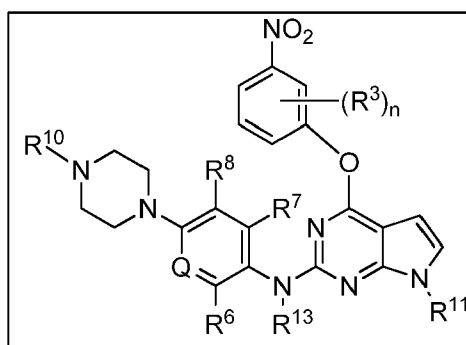
15

with

20

thereby producing a compound of formula

25



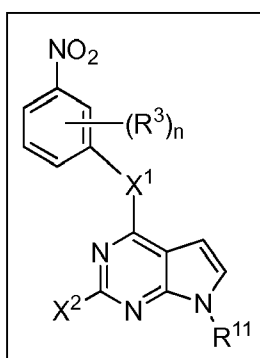
30

wherein R³, R⁶, R⁷, R⁸, R¹⁰, R¹¹, R¹², R¹³, Q, and n are defined herein and X² is a leaving group.

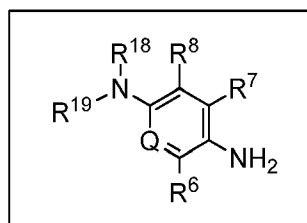
35

[0246] Accordingly and as described in more detail herein, the present disclosure provides a process of preparing a compound of the present disclosure, the process involves: reacting a compound of formula

40



45

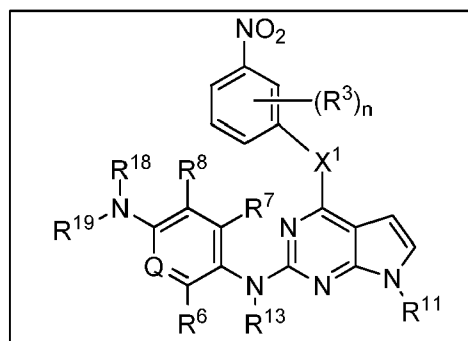


50

with

thereby producing a compound of formula

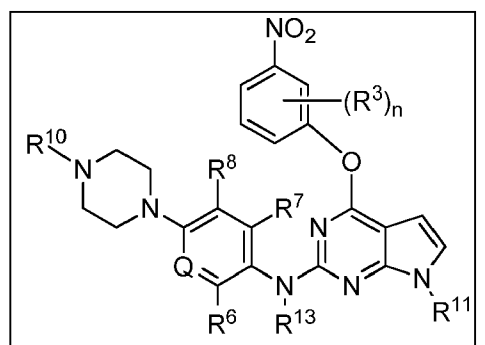
55



wherein X¹, R³, R⁶, R⁷, R⁸, R¹⁰, R¹¹, R¹², R¹³, R¹⁸, R¹⁹, Q, and n are defined herein and X² is a leaving group.

15 **[0247]** Accordingly and as described in more detail herein, the present disclosure provides a process of preparing a compound of the present disclosure, the process involves:

reducing the nitro group of the compound of formula



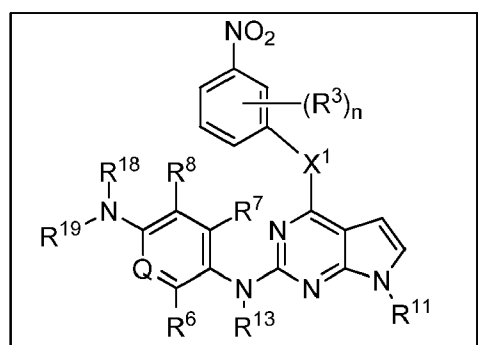
and

performing an amidation reaction with an acryloyl derivative comprising a leaving group;

35 thereby producing a compound of Formula (I).

[0248] Accordingly and as described in more detail herein, the present disclosure provides a process of preparing a compound of the present disclosure, the process involves:

40 reducing the nitro group of the compound of formula



55 and

performing an amidation reaction with an acryloyl derivative comprising a leaving group;

thereby producing a compound of Formula (VIII).

[0249] In certain instances, the above processes further involving the step of forming a salt of a compound of the present disclosure. Embodiments are directed to the other processes described herein; and to the product prepared by any of the processes described herein.

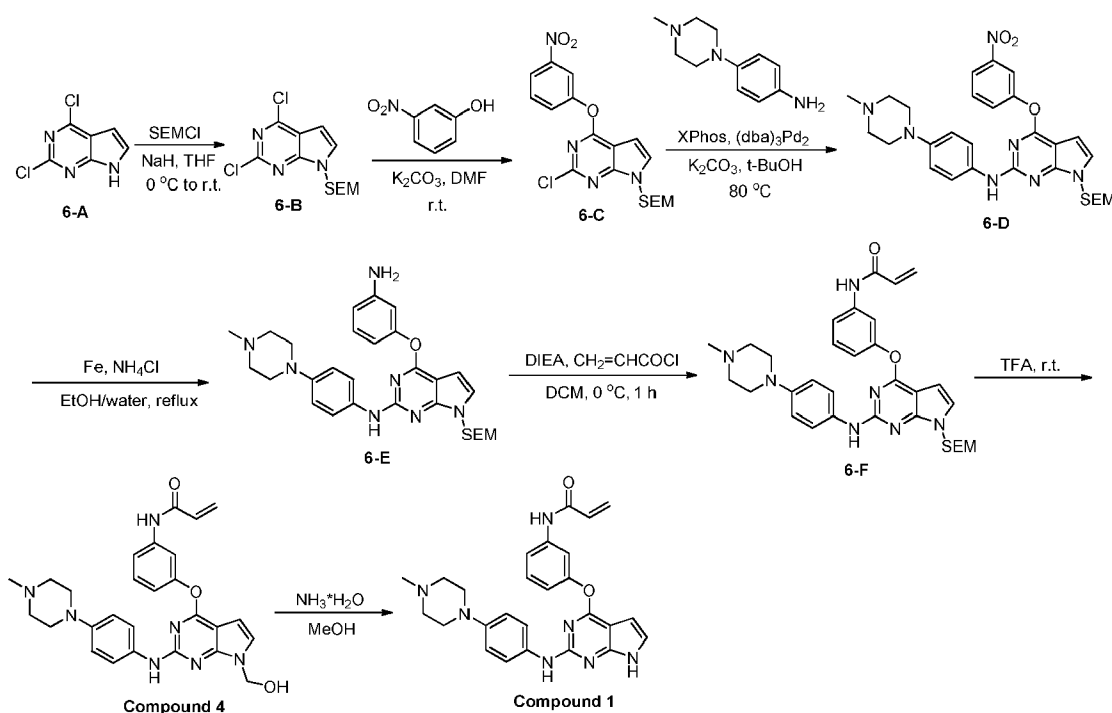
5 Examples

[0250] The following examples are offered to illustrate but not to limit the invention.

10 Example 1: Synthesis of Compounds 1 and 4:

[0251]

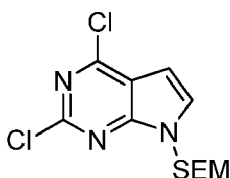
15 Scheme 6



[0252] A synthesis of N-(3-((7-(hydroxymethyl)-2-((4-(4-methylpiperazin-1-yl)phenyl)amino)-7H-pyrrolo[2,3-d]pyrimidin-4-yl)oxy)phenyl)acrylamide (Compound 4) and N-(3-((2-((4-(4-methylpiperazin-1-yl)phenyl)amino)-7H-pyrrolo[2,3-d]pyrimidin-4-yl)oxy)phenyl)acrylamide (Compound 1) and their intermediates is shown in Scheme 6 and described below.

50 Synthesis of 2,4-dichloro-7-((2-(trimethylsilyl)ethoxy)methyl)-7H-pyrrolo[2,3-d]pyrimidine (Compound 6-B):

[0253]



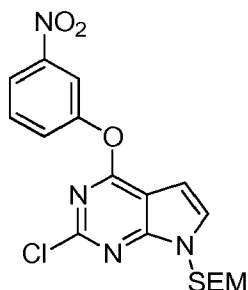
[0254] Sodium hydride (60%, 46.7mg, 3.06 mmol) was added to a mixture of Compound 2-A (575mg, 3.06 mmol) and 2-(trimethylsilyl)ethoxymethyl chloride (561 mg, 3.37 mmol) in tetrahydrofuran (5 mL) at 0 °C with stirring. The reaction mixture was allowed to warm to room temperature and stirred for 3 hours before quenching with water (5 mL). The mixture was extracted with ethyl acetate (10 mL x3). The organic layers were combined, washed with brine, dried over

EP 2 880 035 B9

Na₂SO₄ and filtered. The filtrate was concentrated, and the crude material was purified by column chromatography (PE/EA = 20/1) to give Compound **6-B** (520 mg, yield 53.4%, M+H⁺ = 319.27) as a pale yellow solid.

Synthesis of 2-chloro-4-(3-nitrophenoxy)-7-((2-(trimethylsilyl)ethoxy)methyl)-7H-pyrrolo[2,3-d]pyrimidine (Compound 6-C):

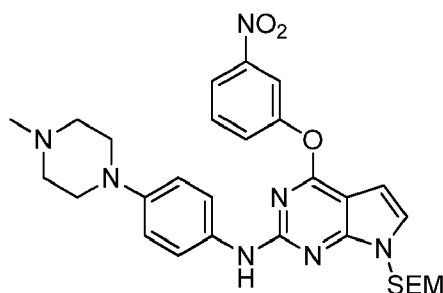
[0255]



[0256] To a mixture of Compound **6-B** (200 mg, 0.628 mmol) and 3-nitrophenol (96.2 g, 0.691 mmol) in dimethylformamide (2 mL) was added K₂CO₃ (173.7 mg, 1.26 mmol). The reaction mixture was stirred at room temperature for 4 hours. The reaction mixture was then filtered. The filtrate was diluted with water, then extracted with ethyl acetate. The organic layer was washed with water, brine, and dried over Na₂SO₄. After filtration and removal of the volatiles *in vacuo*, the crude product was purified by flash column chromatography (PE/EA = 20/1) affording Compound **6-C** (200 mg, yield 75.6%, M+H⁺ = 421.92) as a white solid.

Synthesis of N-(4-(4-methylpiperazin-1-yl)phenyl)-4-(3-nitrophenoxy)-7-((2-(trimethylsilyl)ethoxy)methyl)-7H-pyrrolo[2,3-d]pyrimidin-2-amine (Compound 6-D):

[0257]



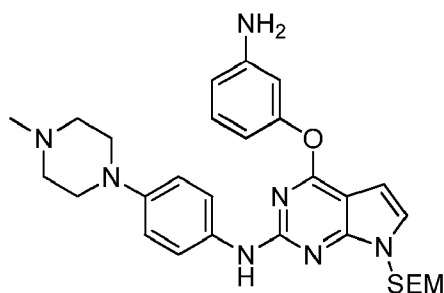
[0258] A mixture of Compound **6-C** (150 mg, 0.356 mmol), 4-(4-methylpiperazino) aniline (70 mg, 0.356 mmol), tris(dibenzylideneacetone)dipalladium (36 mg, 0.0356 mmol), dicyclohexyl (2',4',6'- triisopropylbiphenyl-2-yl) phosphine (100 mg, 0.214 mmol) and potassium carbonate (197 mg, 1.424 mmol) in tert-butanol (8 mL) was stirred under argon at 80 °C overnight. After cooling to room temperature, the reaction mixture was filtered through a pad of Celite. The pad of Celite was washed with methanol and the filtrate was concentrated under reduced pressure. The residue was purified by flash column chromatography (DCM/MeOH = 20/1) to give Compound **6-D** (180 mg, M+H⁺ = 576.23) as yellow solid.

Synthesis of 4-(3-aminophenoxy)-N-(4-(4-methylpiperazin-1-yl)phenyl)-7-((2-(trimethylsilyl)ethoxy)methyl)-7H-pyrrolo[2,3-d]pyrimidin-2-amine (Compound 6-E):

[0259]

5

10



15

[0260] Compound **6-D** (180mg, 0.312 mmol) was dissolved in ethanol (6 mL) and water (2 mL) was added. Iron powder (90 mg, 1.61 mmol) and ammonium chloride (230 mg, 4.3 mmol) were then added, and the resulting mixture was heated at reflux for 3 hours. The reaction mixture was cooled to room temperature and filtered through a pad of Celite. The ethanol was removed *in vacuo*, and the resulting residue was basified with sodium bicarbonate and extracted with ethyl acetate. The organic layer was separated and dried using anhydrous sodium sulfate, concentrated, and purified by flash chromatography with 20:1 dichloromethane-methanol to afford Compound **6-E** (170 mg, $M+H^+ = 546$) as a white solid.

20

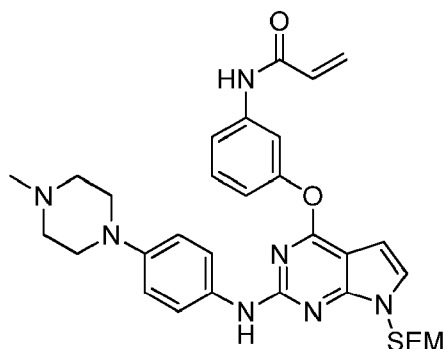
Synthesis of N-(3-(2-(4-(4-methylpiperazin-1-yl)phenylamino)-7-((2-(trimethylsilyl)ethoxy)methyl)-7H-pyrrolo[2,3-d]pyrimidin-4-yloxy)phenyl)acrylamide (Compound 6-F)

[0261]

25

30

35



40

[0262] Acryloyl chloride (33.8 mg, 0.374 mmol) was added dropwise to a solution of Compound **6-E** (170 mg, 0.312 mmol) and diisopropylethylamine (55 mg, 0.426 mmol) in methylene chloride (3 mL) at 0 °C. The reaction mixture was stirred for 1 hour. Water was added to quench the reaction. The organic layer was washed with water, brine, and dried over Na_2SO_4 . After filtration, removal of volatiles was performed *in vacuo*. The crude product was purified by flash chromatography (DCM/MeOH = 20/1) afford Compound **6-F** (125 mg, yield 66.9 %, $M+H^+ = 600.8$) as a white solid.

45

Synthesis of N-(3-(7-(hydroxymethyl)-2-(4-(4-methylpiperazin-1-yl)phenylamino)-7H-pyrrolo[2,3-d]pyrimidin-4-yloxy)phenyl)acrylamide (Compound 4)

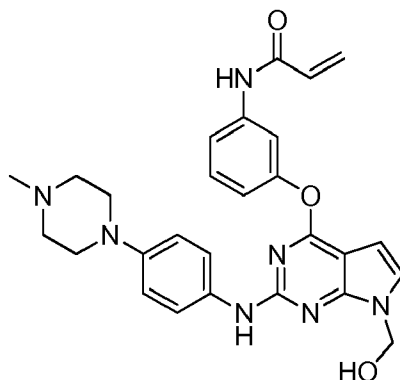
[0263]

50

55

5

10



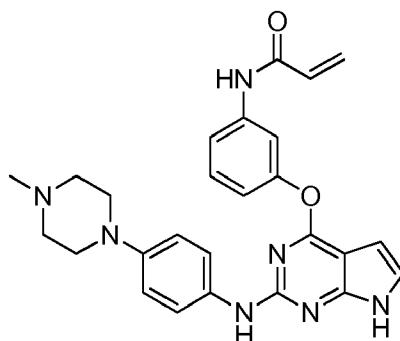
15 **[0264]** Compound **6-F** (125 mg, 0.208 mmol) in methylene chloride (3 mL) and trifluoroacetic acid (1 mL) was stirred at room temperature for 3 hours. Monitoring by thin layer chromatography indicated that all starting material had been consumed. Saturated aqueous NaHCO_3 was then added to the reaction mixture at 0 °C. The reaction mixture was extracted with methylene chloride. The organic layer was washed with water, brine, dried over Na_2SO_4 and filtered. The filtrate was concentrated and the crude material was purified by column chromatography (DCM/MeOH = 20/1) to give
20 Compound 4 (70 mg, yield 71.5%, $M+H^+ = 500.5$) as a white solid.

Synthesis of N-(3-(2-(4-(4-methylpiperazin-1-yl)phenylamino)-7H-pyrrolo[2,3-d]pyrimidin-4-yloxy)phenyl)acrylamide (Compound 1)

25 **[0265]**

30

35



40 **[0266]** A solution of Compound 4 (100 mg, 0.2 mmol) in methanol (2 mL) was saturated with ammonia. The reaction mixture was stirred overnight at room temperature. Monitoring by LC-MS indicated that all starting material had been consumed. The solvent was concentrated and the crude material was purified by column chromatography (DCM/MeOH = 20/1) to give Compound 1 (60 mg, yield 63.8%, $M+H^+ = 470.5$) as a pale yellow solid.

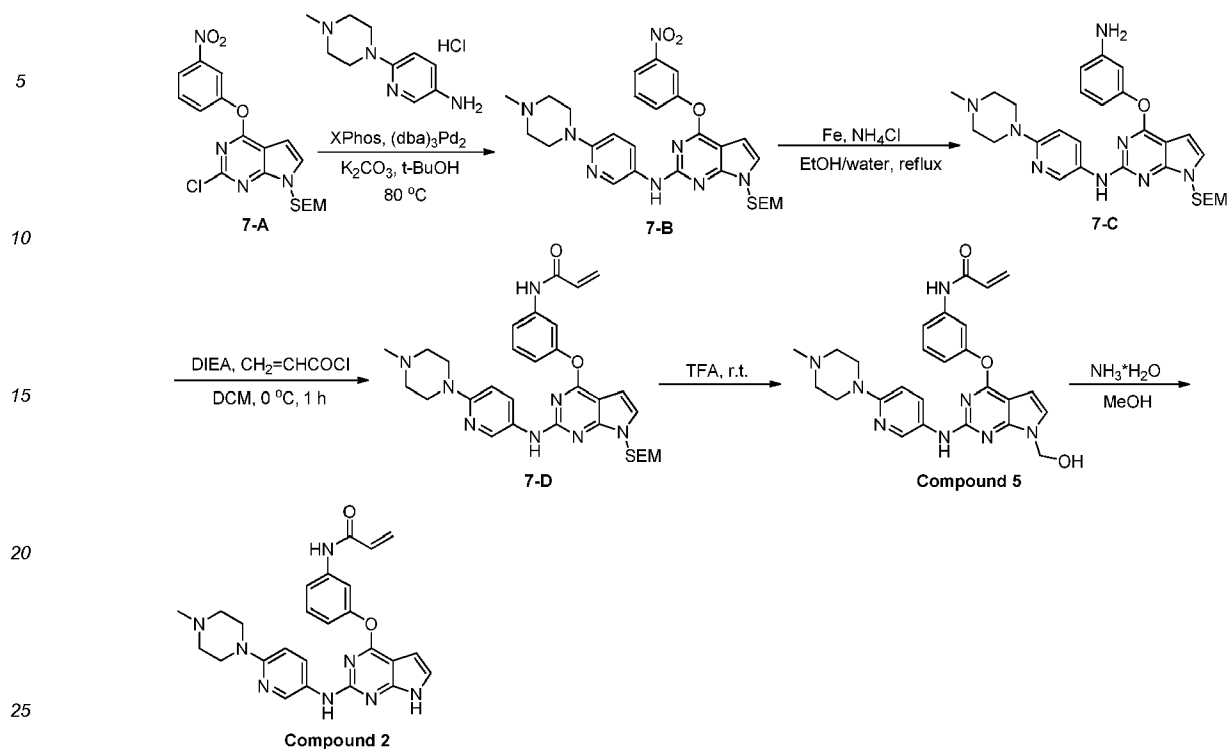
45 Example 2: Synthesis of Compounds 2 and 5:

[0267]

50

55

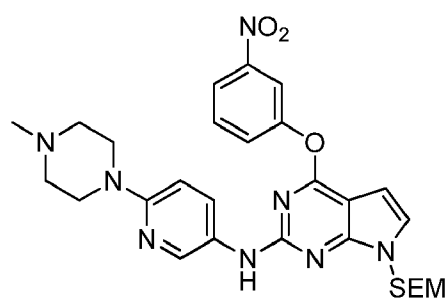
Scheme 7



[0268] A synthesis of N-(3-(7-(hydroxymethyl)-2-(6-(4-methylpiperazin-1-yl)pyridin-3-ylamino)-7H-pyrrolo[2,3-d]pyrimidin-4-yloxy)phenyl)acrylamide (Compound 5) and N-(3-(2-(6-(4-methylpiperazin-1-yl)pyridin-3-ylamino)-7H-pyrrolo[2,3-d]pyrimidin-4-yloxy)phenyl)acrylamide (Compound 2) and their intermediates is shown in Scheme 7 and described below.

Synthesis of N-(6-(4-methylpiperazin-1-yl)pyridin-3-yl)-4-(3-nitrophenoxy)-7-((2-(trimethylsilyl)ethoxy)methyl)-7H-pyrrolo[2,3-d]pyrimidin-2-amine (Compound 7-B):

[0269]



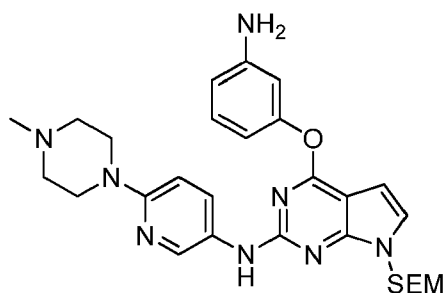
[0270] Compound 7-B (yield 62% from 3, $M+H^+ = 577.3$) was prepared according to the procedure of Compound 6-D using 3-amino-6-(4-Methyl-1-piperazinyl)pyridine hydrochloride instead of 4-(4-Methylpiperazino) aniline.

Synthesis of 4-(3-aminophenoxy)-N-(6-(4-methylpiperazin-1-yl)pyridin-3-yl)-7-((2-(trimethylsilyl)ethoxy)methyl)-7H-pyrrolo[2,3-d]pyrimidin-2-amine (Compound 7-C):

[0271]

5

10



[0272] Compound **7-C** (yield 80% from Compound **7-B**, $M+H^+ = 547.3$) was prepared according to the procedure of Compound **6-E**.

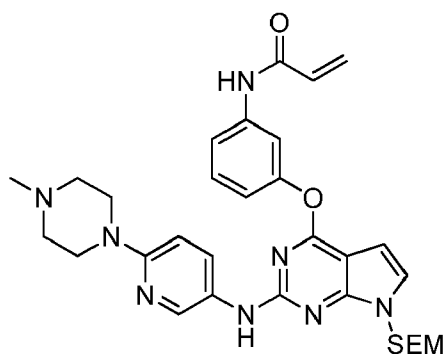
15 Synthesis of N-(3-(2-(6-(4-methylpiperazin-1-yl)pyridin-3-ylamino)-7-((2-(trimethylsilyl)ethoxy)methyl)-7H-pyrrolo[2,3-d]pyrimidin-4-yloxy)phenyl)acrylamide (Compound 7-D)

[0273]

20

25

30



[0274] Compound **7-D** (yield 67% from Compound **7-C**, $M+H^+ = 601.3$) was prepared according to the procedure of Compound **6-F**.

35

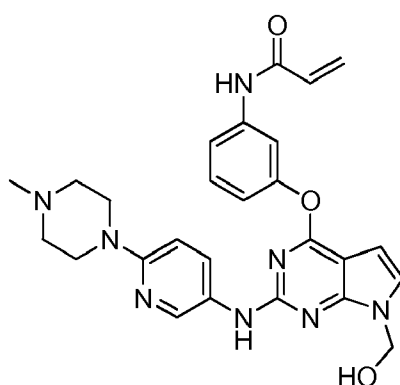
Synthesis of N-(3-(7-(hydroxymethyl)-2-(6-(4-methylpiperazin-1-yl)pyridin-3-ylamino)-7H-pyrrolo[2,3-d]pyrimidin-4-yloxy)phenyl)acrylamide (Compound 5):

[0275]

40

45

50



55

[0276] Compound **7-E** (yield 70% from Compound 5, $M+H^+ = 501.6$) was prepared according to the procedure of Compound 4.

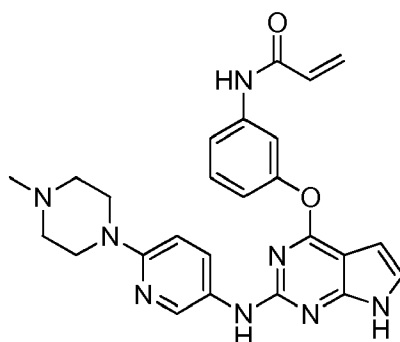
Synthesis of N-(3-(2-(6-(4-methylpiperazin-1-yl)pyridin-3-ylamino)-7H-pyrrolo[2,3-d]pyrimidin-4-yloxy)phenyl)acrylamide (Compound 2):

[0277]

5

10

15



[0278] Compound 2 (yield 62% from Compound 5, $M+H^+ = 471.5$) was prepared according to the procedure of Compound 1.

20

Example 3: Synthesis of Compounds 3 and 6:

[0279]

25

Scheme 8

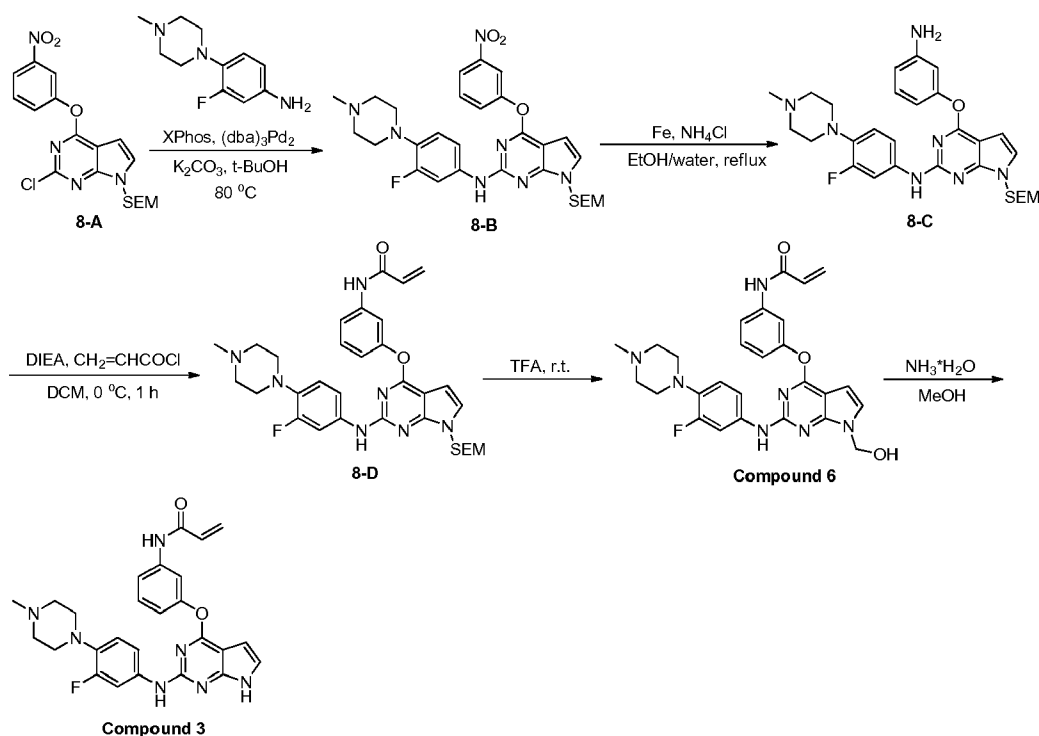
30

35

40

45

50



[0280] A synthesis of N-(3-(2-(3-fluoro-4-(4-methylpiperazin-1-yl)phenylamino)-7H-pyrrolo[2,3-d]pyrimidin-4-yloxy)phenyl)acrylamide (Compound 6) and N-(3-(2-(3-fluoro-4-(4-methylpiperazin-1-yl)phenylamino)-7H-pyrrolo[2,3-d]pyrimidin-4-yloxy)phenyl)acrylamide (Compound 3) and their intermediates is shown in Scheme 8 and described below.

55

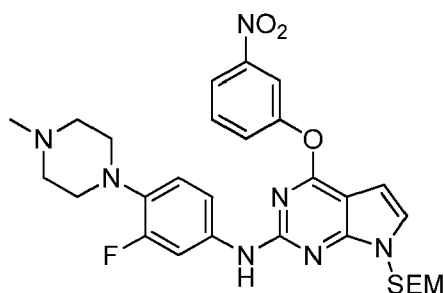
Synthesis of N-(3-fluoro-4-(4-methylpiperazin-1-yl)phenyl)-4-(3-nitrophenoxy)-7-((2-(trimethylsilyl)ethoxy)methyl)-7H-pyrrolo[2,3-d]pyrimidin-2-amine (Compound 8-B)

[0281]

5

10

15



[0282] Compound **8-B** (yield % from Compound **8-A**, $M+H^+= 594.3$) was prepared according to the procedure of Compound **6-D** using 3-fluoro-4-(4-methylpiperazin-1-yl)aniline instead of 4-(4-methylpiperazino) aniline.

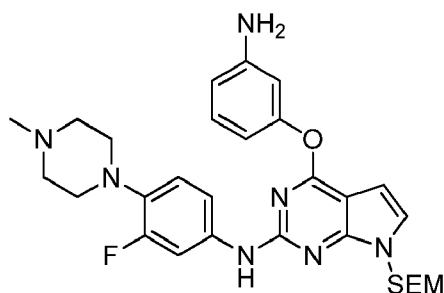
20 Synthesis of 4-(3-aminophenoxy)-N-(3-fluoro-4-(4-methylpiperazin-1-yl)phenyl)-7-((2-(trimethylsilyl)ethoxy)methyl)-7H-pyrrolo[2,3-d]pyrimidin-2-amine (Compound 8-C):

[0283]

25

30

35



[0284] Compound **8-C** (yield 85% from Compound **8-B**, $M+H^+= 564.3$) was prepared according to the procedure of Compound **6-E**.

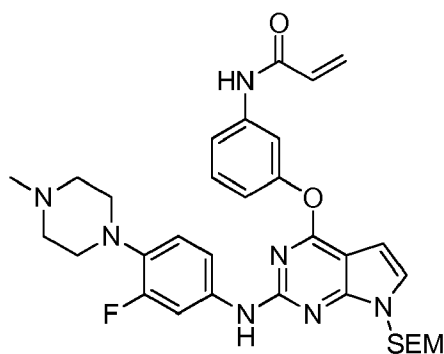
40 Synthesis of N-(3-(2-(3-fluoro-4-(4-methylpiperazin-1-yl)phenylamino)-7-((2-(trimethylsilyl)ethoxy)methyl)-7H-pyrrolo[2,3-d]pyrimidin-4-yloxy)phenyl)acrylamide (Compound 8-D)

[0285]

45

50

55



[0286] Compound **8-D** (yield 75% from Compound **8-C**, $M+H^+=618.3$) was prepared according to the procedure of Compound **6-F**.

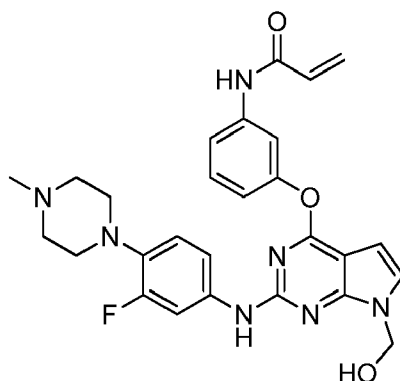
Synthesis of N-(3-(2-(3-fluoro-4-(4-methylpiperazin-1-yl)phenylamino)-7-(hydroxymethyl)-7H-pyrrolo[2,3-d]pyrimidin-4-yloxy)phenyl)acrylamide (Compound 6):

[0287]

5

10

15



20 [0288] Compound 6 (yield 78% from Compound 8-D, $M+H^+ = 518.6$) was prepared according to the procedure of Compound 4.

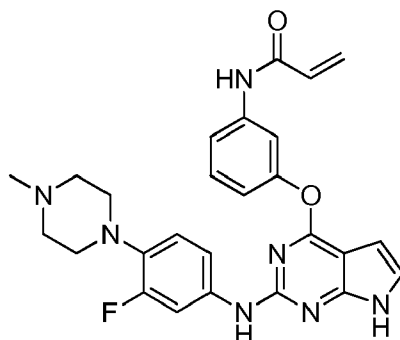
Synthesis of N-(3-(2-(3-fluoro-4-(4-methylpiperazin-1-yl)phenylamino)-7H-pyrrolo[2,3-d]pyrimidin-4-yloxy)phenyl)acrylamide (Compound 3):

25

[0289]

30

35



40

[0290] Compound 3 (yield 83% from Compound 6, $M+H^+ = 488.5$) was prepared according to the procedure of Compound 1.

Example 4: N-(3-(7-(2-fluoroethyl)-2-(4-(4-methylpiperazin-1-yl)phenylamino)-7H-pyrrolo[2,3-d]pyrimidin-4-yloxy)phenyl)acrylamide (Compound 7)

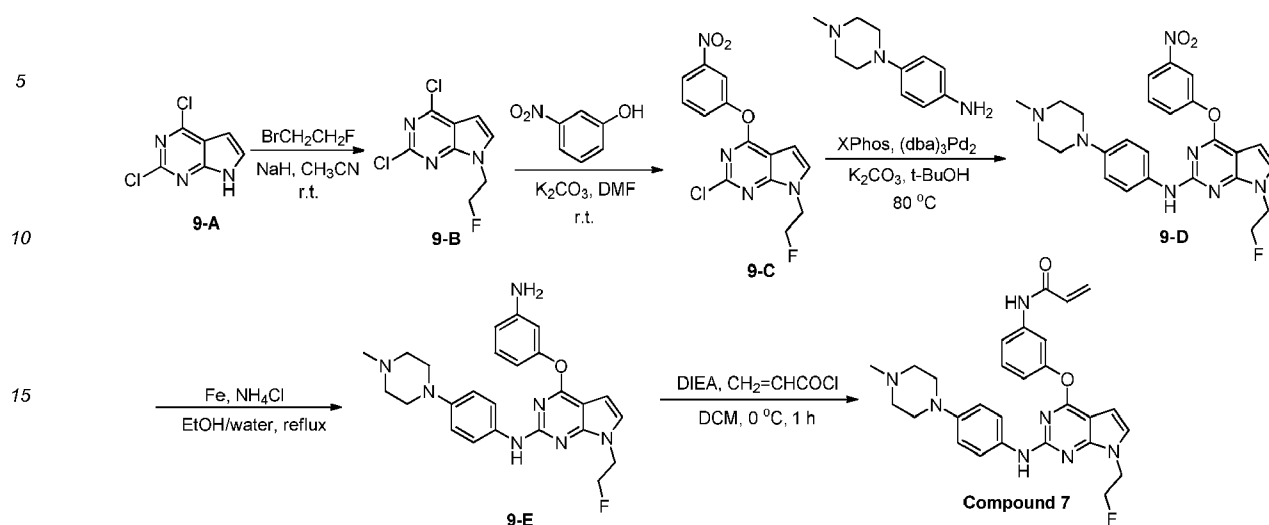
45

[0291]

50

55

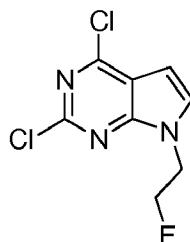
Scheme 9



[0292] A synthesis of N-(3-(7-(2-fluoroethyl)-2-(4-(4-methylpiperazin-1-yl)phenylamino)-7H-pyrrolo[2,3-d]pyrimidin-4-yloxy)phenyl)acrylamide (Compound 7) and its intermediates is shown in Scheme 9 and described below.

Synthesis of 2,4-dichloro-7-(2-fluoroethyl)-7H-pyrrolo[2,3-d]pyrimidine (Compound 9-B)

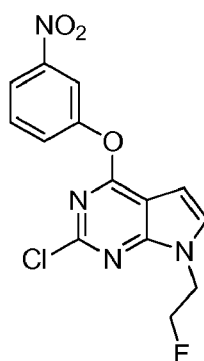
[0293]



[0294] Sodium hydride (60%, 424 mg, 10.6 mmol) was added to a mixture of Compound **9-A** (1g, 5.3 mmol) and BrCH₂CH₂F (1.519 g, 11.9 mmol) in acetonitrile (10 mL) at room temperature. The reaction mixture was stirred for 4 hours before quenching with water and then extracted with ethyl acetate. The organic layer was washed with brine, dried over Na₂SO₄ and filtered. The filtrate was concentrated and the crude material was purified by column chromatography (PE/EA = 20/1) to give Compound **9-B** (1.1 g, yield 90%, M+H⁺ = 234.0) as a pale yellow solid.

Synthesis of 2-chloro-7-(2-fluoroethyl)-4-(3-nitrophenoxy)-7H-pyrrolo[2,3-d]pyrimidine (Compound 9-C)

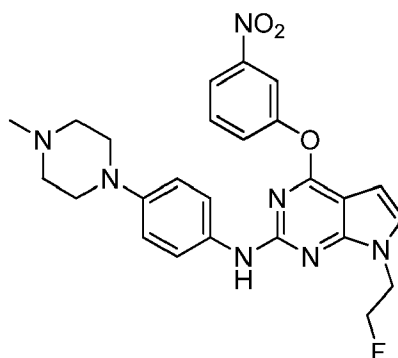
[0295]



[0296] Compound 9-C (yield 82% from Compound 9-B, $M+H^+= 337.0$) was prepared according to the procedure of Compound 6-C.

5 Synthesis of 7-(2-fluoroethyl)-N-(4-(4-methylpiperazin-1-yl)phenyl)-4-(3-nitrophenoxy)-7H-pyrrolo[2,3-d]pyrimidin-2-amine (Compound 9-D)

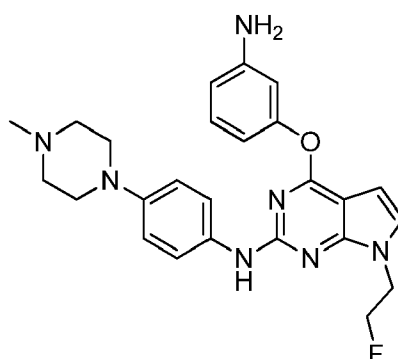
[0297]



[0298] Compound 9-D (yield 73% from Compound 9-C, $M+H^+= 492.2$) was prepared according to the procedure of Compound 6-D.

25 Synthesis of 4-(3-aminophenoxy)-7-(2-fluoroethyl)-N-(4-(4-methylpiperazin-1-yl)phenyl)-7H-pyrrolo[2,3-d]pyrimidin-2-amine (Compound 9-E)

[0299]



[0300] Compound 9-E (yield 81% from Compound 9-D, $M+H^+= 462.2$) was prepared according to the procedure of Compound 6-E.

45 Synthesis of N-(3-(7-(2-fluoroethyl)-2-(4-(4-methylpiperazin-1-yl)phenylamino)-7H-pyrrolo[2,3-d]pyrimidin-4-yloxy)phenyl)acrylamide (Compound 7)

[0301]

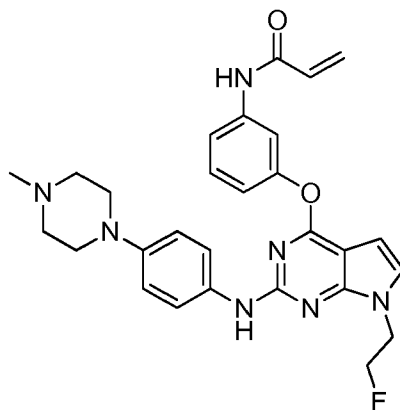
50

55

5

10

15



[0302] Compound 7 (yield 77% from Compound **9-E**, $M+H^+$ = 516.6) was prepared according to the procedure of Compound **6-F**.

20

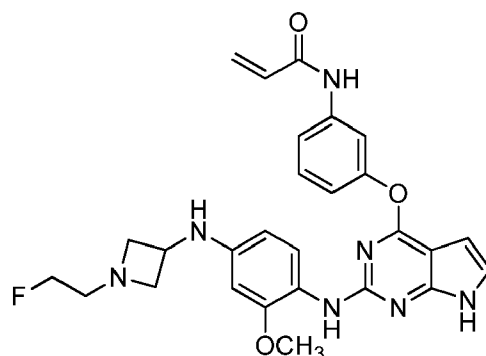
Example 5: Synthesis of N-(3-(2-(4-(1-(2-fluoroethyl)azetidin-3-ylamino)-2-methoxyphenylamino)-7H-pyrrolo[2,3-d]pyrimidin-4-yloxy)phenyl)acrylamide (Compound 34)

[0303]

25

30

35



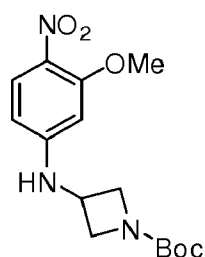
Synthesis of tert-butyl 3-(3-methoxy-4-nitrophenylamino)azetidine-1-carboxylate

[0304]

40

45

50

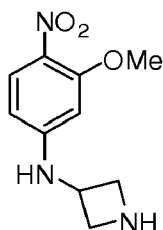


55

[0305] Into a 100 mL 3-Neck round-bottomed flask equipped with reflux condenser were charged 4-fluoro-2-methoxy-1-nitrobenzene (4.086 g) and tert-butyl 3-aminoazetidine-1-carboxylate (4.4 g), triethylamine (9.6 mL), and dimethyl sulfoxide (20 mL). The reaction mixture was heated at 95 °C for 8 hours. The reaction mixture was poured into water (200 mL) and extracted with ethyl acetate (50 mL x3). The organic layer was washed with brine (50 mL x2), dried over sodium sulfate, and concentrated completely under reduced pressure at 40 °C to give the title compound (9 g) which was used without further purification.

Synthesis of N-(3-methoxy-4-nitrophenyl)azetidin-3-amine**[0306]**

5



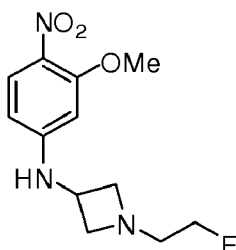
10

[0307] To tert-butyl 3-(3-methoxy-4-nitrophenylamino)azetidine-1-carboxylate (9 g) was added TFA (18 mL) at room temperature. The reaction mixture was stirred for 15 min at room temperature and then was concentrated under reduced pressure at 40 °C to give the title compound as TFA salt (7.24 g).

15

Synthesis of 1-(2-fluoroethyl)-N-(3-methoxy-4-nitrophenyl)azetidin-3-amine**[0308]**

20



25

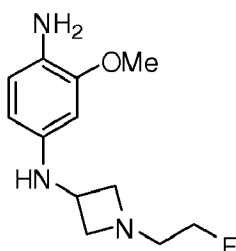
30

[0309] To N-(3-methoxy-4-nitrophenyl)azetidin-3-amine (3 g) were added Cs₂CO₃ (12 g) and 1,2-bromofluoroethane (1.5 g) in DMF (30 mL). The reaction mixture was heated at 50 °C for 8 h. The reaction mixture was poured in water and extracted in ethyl acetate (100 mL x3). The organic layer was washed with brine (100 mL x2), dried over sodium sulfate, and concentrated under reduced pressure. The crude material was purified by column chromatography (DCM/MeOH = 50/1 as elution) to give the title compound (1.35 g, yield 51 % over 3 steps) as a yellow solid.

35

Synthesis of N1-(1-(2-fluoroethyl)azetidin-3-yl)-3-methoxybenzene-1,4-diamine**[0310]**

40



45

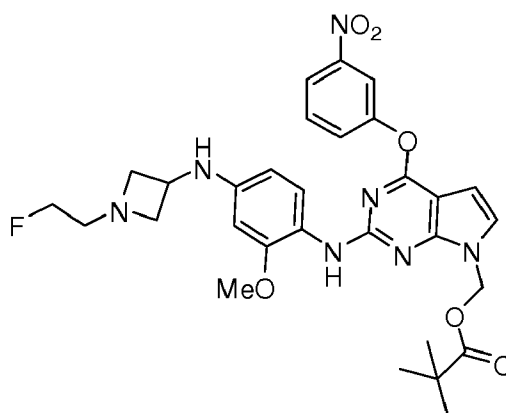
50

[0311] A solution of 1-(2-fluoroethyl)-N-(3-methoxy-4-nitrophenyl)azetidin-3-amine (2.6 g) and Pd/C (1 g) in 1,4-dioxane (50 mL) was hydrogenated for 4 hours at room temperature. The reaction mixture was filtered through diatomaceous earth, washing with MeOH. The filtrate was concentrated and purified by column chromatography (DCM/MeOH = 50/1 as elution) to provide the title compound (1.57g, yield 68%, M+H⁺ = 240.2).

55

Synthesis of (2-(4-(1-(2-fluoroethyl)azetidin-3-ylamino)-2-methoxyphenylamino)-4-(3-nitrophenoxy)-7H-pyrrolo[2,3-d]pyrimidin-7-yl)methyl pivalate (Compound 34-A)

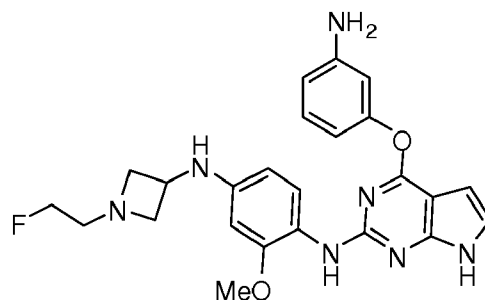
[0312]



[0313] A mixture of N1-(1-(2-fluoroethyl)azetidin-3-yl)-3-methoxybenzene-1,4-diamine (870 mg, 3.64 mmol) and (2-chloro-4-(3-nitrophenoxy)-7H-pyrrolo[2,3-d]pyrimidin-7-yl)methyl pivalate (1.55 g, 3.83 mmol), potassium carbonate (1.35 g, 9.77 mmol), tris(dibenzylideneacetone)dipalladium (173 mg, 0.19 mmol) and dicyclohexyl (2',4',6'-triisopropylbiphenyl-2-yl)phosphine (222 mg, 0.47 mmol), a magnetite, and *t*-BuOH (35 mL) was heated to reflux and stirred under nitrogen for 2 h. The mixture was cooled to 40–50 °C and was filtered through diatomaceous earth, washing with ethyl acetate (50 mL). The filtrate was concentrated under reduced pressure. The crude material was purified by column chromatography (DCM/MeOH = 50/1 as elution) to give the title compound (1.7 g, yield 74 %, $M+H^+$ = 608.3) as a light yellow solid.

Synthesis of N1-(4-(3-aminophenoxy)-7H-pyrrolo[2,3-d]pyrimidin-2-yl)-N4-(1-(2-fluoroethyl)azetidin-3-yl)-2-methoxybenzene-1,4-diamine

[0314]



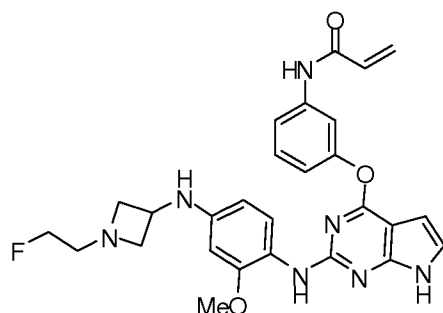
[0315] A mixture of (2-(4-(1-(2-fluoroethyl)azetidin-3-ylamino)-2-methoxyphenylamino)-4-(3-nitrophenoxy)-7H-pyrrolo[2,3-d]pyrimidin-7-yl)methyl pivalate (530 mg, 0.87 mmol), $\text{NH}_2\text{NH}_2 \cdot \text{H}_2\text{O}$ (98%, 2.5 mL), Pd/C (110 mg), a magnetite, and MeOH (10 mL) was stirred at reflux temperature overnight. The mixture was cooled to room temperature, and was filtered through diatomaceous earth, washing with MeOH (20 mL). The filtrate was concentrated under reduced pressure. $\text{NaHCO}_3(\text{aq})$ was added, and the mixture was extracted with ethyl acetate (30 mL x 3). The combined organic layers were concentrated under reduced pressure. The crude material was purified by column chromatography (DCM/MeOH = 40/1 as elution) to give the title compound (125 mg, yield 31 %, $M+H^+$ = 464.2) as a white solid.

Synthesis of N-(3-(2-(4-(1-(2-fluoroethyl)azetidin-3-ylamino)-2-methoxyphenylamino)-7H-pyrrolo[2,3-d]pyrimidin-4-yl)oxy)phenyl)acrylamide (Compound 34)

[0316]

5

10



15

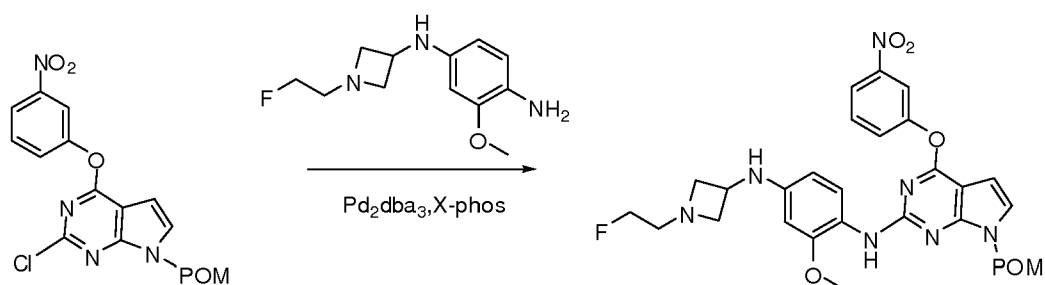
[0317] A 50mL-round-bottom flask with a magnetite was charged with N1-(4-(3-aminophenoxy)-7H-pyrrolo[2,3-d]pyrimidin-2-yl)-N4-(1-(2-fluoroethyl)azetidin-3-yl)-2-methoxybenzene-1,4-diamine (125mg, 0.27 mmol), diisopropylethylamine (43 mg, 0.33 mmol) and DCM (20 mL). The mixture was cooled with an ice bath until the temperature was below 0 °C, and a solution of acryloyl chloride (33 mg, 0.33 mmol) in THF (2 mL) was added dropwise over 5 minutes. The title compound is isolated and purified by preparative HPLC or preparative LC/MS, or by other standard purification techniques. In some experiments, the title compound was isolated and purified by preparative LC/MS.

20

[0318] Compound 34 was also synthesized using an alternative synthetic route below:

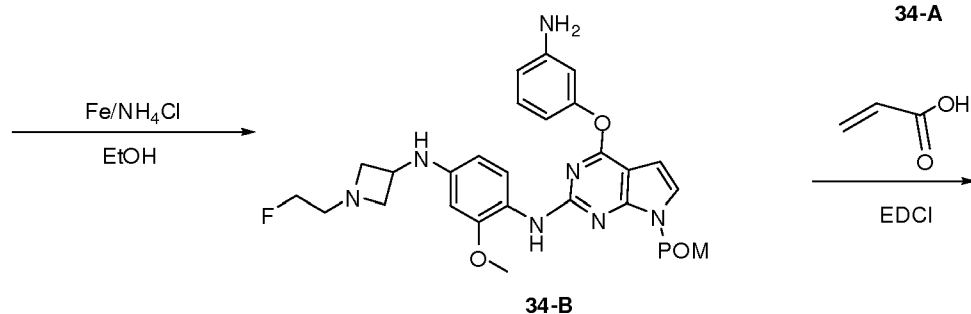
25

30



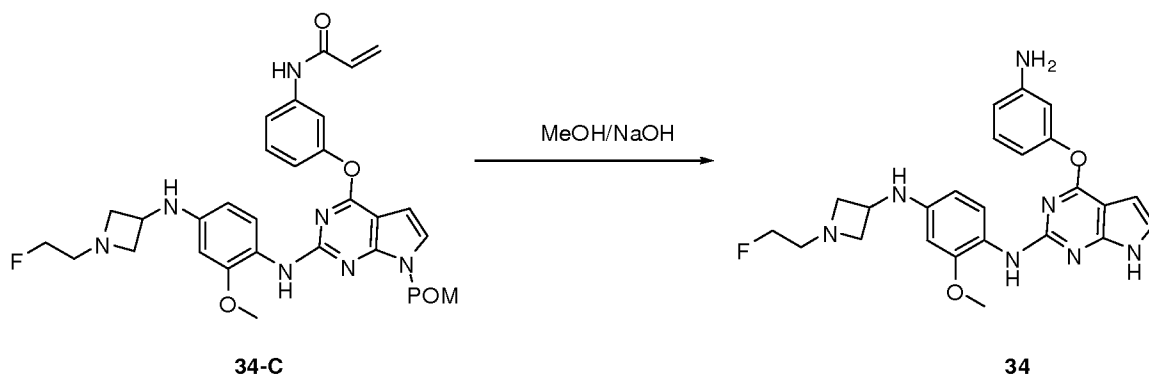
35

40



45

50



55

The synthesis of compound 34-B:

[0319] To compound 34-A (0.6g,) in a 100 ml round-bottom flask, Fe power (0.3 g) and NH₄Cl (0.5 g) in EtOH (60 mL) were added. The reaction mixture was stirred at 90~100 for 3~4 h. At this point, the reaction was completed indicated

by TLC (DCM:MeOH=8:1). The reaction mixture was filtered through celite, and washed further with MeOH (~60 mL). The combined filtrate was concentrated down under reduced pressure. The residue (oil) was dissolved in ethyl acetate (100 mL), washed with brine (50 mL x2) and dried over sodium sulfate. The organic layer was concentrated down under reduced pressure. The obtained crude was further purified with column chromatography (DCM: MeOH=30:1) to yield the desired product **34-B** (420 mg, M+H⁺= 578.5).

The synthesis of compound 34-C:

[0320] To compound **34-B** (288 mg) in a 100 ml round-bottom flask, acrylic acid (41 mg) and EDCI (176 mg), in DCM (30 mL) were added. The reaction mixture was stirred at 0°C (ice-bath) for 1~1.5 h. At this point, TLC (DCM:MeOH=7:1) showed the completion of the reaction. A small amount of water (0.5 mL) was added to quench the reaction. The reaction mixture was concentrated under reduced pressure. The obtained residue was dissolved in ethyl acetate (30 mL). The organic layer was washed with brine (10 mL x2), dried over sodium sulfate and concentrated down under reduced pressure to yield the crude product, which was further purified with column chromatography (DCM:MeOH=30:1) to yield the desired product **34-C** (79 mg, M+H⁺=632.5).

The synthesis of compound 34:

[0321] To compound **34-C** (79 mg) in MeOH (15 mL) in a 100 ml round-bottom flask, NaOH aqueous solution (2.5 mol/L) was added. The reaction mixture was stirred at 0°C (ice-bath) for 4~5 h. At this point, LC-MS indicated the completion of the reaction. The reaction mixture was poured into water (100 mL), extracted with ethyl acetate (50 mL x3). The organic layer was washed with brine (30 mL x2), dried over sodium sulfate and concentrated down under reduced pressure. The crude was further purified with column chromatography (DCM:MeOH=25:1) to yield the desired product **34** (32 mg, M+H⁺= 464.5).

[0322] Additional exemplary compounds not shown in these synthetic examples are prepared from appropriate starting materials using methods analogous to those described in the preceding schemes and examples.

Biological Example A:

In vitro cell-based screening using real-time cell electronic sensing (RT-CES) system

[0323] Some assays and examples demonstrating the anti-cancer effects of the compounds of the embodiments are described as below.

[0324] The pyrrolopyrimidine compounds in the embodiments are developed for the anticancer activities for cancer cells with certain molecular targets, i.e., EGFR (epidermal growth factor receptor). The anticancer efficacy of the pyrrolopyrimidine compounds may be preliminarily screened *in vitro* using a panel of EGFR cancer cell lines by real time electronic cell sensing (RT-CES) system from ACEA Biosciences, Inc. (or xCELLigence system from Roche Applied Sciences/ACEA Biosciences Inc.), which provides dynamic cell response information after exposing to an anticancer agent.

[0325] The details of this cell electronic sensing technology, called real-time cell electronic sensing (RT-CES[®]) and associated devices, systems and methods of use are described in United States patent number 7,732,127; patent number 7,192,752; patent number 7,459,303; patent number 7,468,255; patent number 7,470,533; patent number 7,560,269; United States provisional application number 60/397,749, filed on July 20, 2002; United States provisional application number 60/435,400, filed on December 20, 2002; United States Provisional application 60/469,572, filed on May 9, 2003, PCT application number PCT/US03/22557, filed on July 18, 2003; PCT application number PCT/US03/22537, filed on July 18, 2003; PCT application number PCT/US04/37696, filed on November 12, 2004; PCT application number PCT/US05/04481, filed on February 9, 2005; United States patent application number 10/705,447, filed on November 10, 2003; United States patent application number 10/705,615, filed on November 10, 2003; United States patent application number 10/987,732, filed on November 12, 2004; United States patent application number 11/055,639, filed on February 9, 2005, each of which is incorporated by reference. Additional details of RT-CES technology is further disclosed in United States provisional application number 60/519,567, filed on November 12, 2003, and United States provisional application number 60/542,927, filed on February 9, 2004, United States provisional application number 60/548,713, filed on February 27, 2004, United States provisional application number 60/598,608, filed on August 4, 2004; United States provisional application number 60/598,609, filed on August 4, 2004; United States provisional application number 60/613,749, filed on September 27, 2004; United States provisional application number 60/613,872, filed on September 27, 2004; United States provisional application number 60/614,601, filed on September 29, 2004; United States provisional application number 60/630,071, filed on November 22, 2004; United States provisional application number 60/630,131, filed on November 22, 2004.

[0326] For measurement of cell-substrate or cell-electrode impedance using RT-CES technology, microelectrodes having appropriate geometries are fabricated onto the bottom surfaces of microtiter plate or similar device, facing into the wells. Cells are introduced into the wells of the devices, and make contact to and attach to the electrode surfaces. The presence, absence or change of properties of cells affects the electronic and ionic passage on the electrode sensor surfaces. Measuring the impedance between or among electrodes provides information about biological status of cells present on the sensors. When there are changes to the biological status of the cells analogue, electronic readout signals are measured automatically and in real time, and are converted to digital signals for processing and analysis.

[0327] In a RT-CES system, a cell index is automatically derived and provided based on measured electrode impedance values. The cell index obtained for a given well reflects : 1) how many cells are attached to the electrode surfaces in this well; and 2) how well cells are attached to the electrode surfaces in this well. Thus, the more the cells of same type in similar physiological conditions attach the electrode surfaces, the larger the cell index. And, the better the cells attach to the electrode surfaces (e.g., the cells spread-out more to have larger contact areas, or the cells attach tighter to electrode surfaces), the larger the cell index. We have found that the cMet-addictive cell lines would produce a transient impedance response profile when treated with positive-control EGFR (epidermal growth factor receptor) inhibitors.

[0328] Through the use of the RT-CES system, the pyrrolopyrimidine compounds described in the examples above have been shown to produce a similar cell response impedance profile on RT-CES system to that generated by positive control inhibitors. In addition, these compounds have been shown to inhibit EGFR (epidermal growth factor receptor)-induced cell migration in several cell lines. In addition, these compounds have shown no or negligible effects when they were used to treat non-cMet addictive cancer cell lines.

[0329] The RT-CES system (or xCELLigence RTCA system) comprises three components, an electronic sensor analyzer, a device station and 16X or 96X microtiter plate devices (i.e. E-Plate 16 or E-Plate 96). Microelectrode sensor array was fabricated on glass slides with lithographical microfabrication methods and the electrode-containing slides are assembled to plastic trays to form electrode-containing wells. Each 16X (or 96X) microtiter plate device used in RT-CES system comprises up to 16 (or 96) such electrode-containing wells. The device station receives the 16X or 96X microtiter plate devices and is capable of electronically switching any one of the wells to the sensor analyzer for impedance measurement. In operation, the devices with cells cultured in the wells are placed into a device station (xCELLigence RTCA SP station or RT-CES SP station) that is located inside an incubator. Electrical cables connect the device station to the sensor analyzer (xCELLigence RTCA analyzer or RT-CES analyzer). Under the RT-CES or xCELLigence RTCA software control, the sensor analyzer can automatically select wells to be measured and continuously conduct impedance measurements. The impedance data from the analyzer is transferred to a computer, analyzed and processed by the integrated software.

[0330] Impedance measured between electrodes in an individual well depends on electrode geometry, ionic concentration in the well and whether there are cells attached to the electrodes. In the absence of the cells, electrode impedance is mainly determined by the ion environment both at the electrode/solution interface and in the bulk solution. In the presence of the cells, cells attached to the electrode sensor surfaces will alter the local ionic environment at the electrode/solution interface, leading to an increase in the impedance. The more cells there are on the electrodes, the larger the increase in cell-electrode impedance. Furthermore, the impedance change also depends on cell morphology and the extent to which cells attach to the electrodes.

[0331] To quantify cell status based on the measured cell-electrode impedance, a parameter termed Cell Index is derived, according to

$$CI = \max_{i=1, \dots, N} \left(\frac{R_{cell}(f_i)}{R_b(f_i)} - 1 \right)$$

where $R_b(f)$ and $R_{cell}(f)$ are the frequency dependent electrode resistances (a component of impedance) without cells or with cell present, respectively. N is the number of the frequency points at which the impedance is measured. Thus, Cell Index is a quantitative measure of the status of the cells in an electrode-containing well. Under the same physiological conditions, more cells attached on to the electrodes leads to larger $R_{cell}(f)$ value, leading to a larger value for Cell Index. Furthermore, for the same number of cells present in the well, a change in the cell status such as morphology will lead to a change in the Cell Index. For example, an increase in cell adhesion or cell spreading leads to larger cell-electrode contact area which will lead to an increase in $R_{cell}(f)$ and thus a larger value for Cell Index. The Cell Index may also be calculated using a formula different from the one described here. Other methods for calculating the Cell Index based on impedance measurement can be found in United States patent number 7,732,127; patent number 7,192,752; patent number 7,459,303; patent number 7,468,255; patent number 7,470,533; patent number 7,560,269; PCT application number PCT/US04/37696, filed on November 12, 2004, PCT application number PCT/US05/04481, filed on February 9, 2005, US patent application number 10/987,732, filed on November 12, 2004, and US patent application number

11/055,639, filed on February 9, 2005.

Biological Example B-1

5 Bioactivity of pyrrolopyrimidine compounds on EGFR mutated cell lines

Material and Methods

10 Cell culture and reagents

[0332] All cell lines were obtained from the American Type Culture Collection and were maintained at 37°C with 5% CO₂, in media supplemented with 10% fetal bovine serum and 1% L-glutamine-penicillin-streptomycin. H1975 and HCC827 cells were cultured with RPMI 1640 media. A431 cells were maintained in Dulbecco's Modification of Eagle's Medium. EGF (R&D), EGF inhibitors were resuspended and stored according to the manufacturers' instructions.

15 Cell proliferation and growth inhibition assay

[0333] Cell proliferation was assessed by WST assay (Roche, Indianapolis, IN) per the manufacturer's instructions. The H1975, HCC827 and A431 cells were seeded at 3,000, 3,000 and 4,000 cells per well onto 96-well plates, and after a 24-hour incubation, the cells were treated with test compounds for 72 hours. Cell viability was assayed by incubating the cells with WST-1 reagent for 2 hours, and then with the measurement of the absorbance at a wavelength of 450nm. The data was calculated using GraphPad Prism version 4.0. The IC₅₀ values were fitted using a non-linear regression model with a sigmoidal dose response.

25 Western blotting

[0334] H1975 and A431 cells were seeded onto 6-well plates at a concentration of 1×10^6 cells per well. After 24 hours of growth in serum-containing media, cells were incubated in serum-free media for 1 hour, and then treated with test compound for 2 hour. A431 cells were stimulated with 30ng/mL EGF during the last 20 minutes of compound treatment. Western blots were done on the whole-cell extracts using phospho-specific EGFR (pY1068), total EGFR, phospho-Akt (Ser-473), total Akt, phospho-ERK1/2 (pT202/pY204) and total ERK1/2 antibodies (Cell Signaling Technology).

[0335] Tumor sections were snap-frozen in liquid nitrogen for protein isolation, and EGFR signal transduction was evaluated by Western blot with primary antibodies included the following: phospho-specific EGFR (pY1068), total EGFR, phospho-Akt (Ser-473), total Akt, phospho-ERK1/2 (pT202/pY204) and total ERK1/2.

ELISA assay

[0336] H1975 and A431 cells were seeded onto each well of a 96-well plate at a density of 4×10^4 cells per well. After 24 hours of growth in serum-containing media, cells were treated with test compound in serum-free medium for 2 hours. A431 cells were stimulated with 30ng/mL EGF during the last 15 minutes of compound treatment. Cells were washed with ice cold PBS before extraction with 100 μ l per well cell lysis buffer. Phosphorylation of EGFR was measured using a sandwich ELISA assay with the pair of phospho-specific EGFR (pY1068) and total EGFR antibodies.

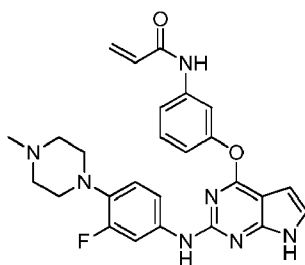
45 Results

Compound 3 inhibits proliferation of EGFR-mutant cells

[0337] The following compounds were tested.

55

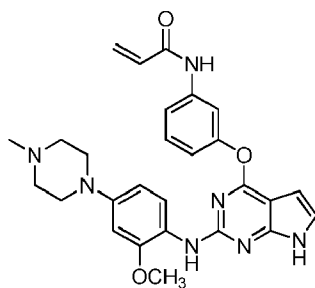
5



Compound 3

10

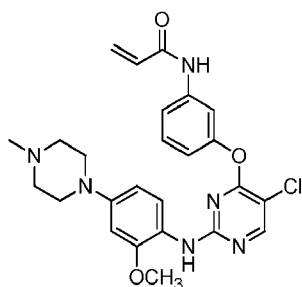
15



Compound A

20

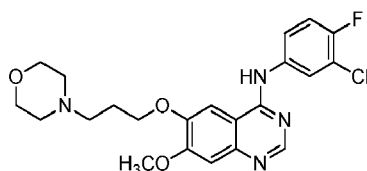
25



Compound B (WZ4002)

30

35



Gefitinib

40

[0338] Sensitivity of cancer cell lines that express EGFR WT, Exon 19 Del, L858R/T790M and delE746-A750 to Compound 3, Compound B and gefitinib. Cell proliferation assays were performed with increasing concentrations of compounds for 72 hours using WST. IC₅₀ values were determined by GraphPad software. Compound 3 inhibits proliferation of the T790M- positive H1975 cells more potently than gefitinib.

45

Table 1

Compound	H1975 cell (T790M/L858R)	A431 cell (WT)	HCC827 cell (delE746-A750)
Compound 3	0.61 μ M	10.8 μ M	0.019 μ M
Compound B	1.1 μ M	4.5 μ M	0.013 μ M
Gefitinib	>10 μ M	ND	0.024 μ M

50

Compound 3 inhibits EGFR phosphorylation in H1975 cells

55

[0339] Inhibition of EGFR phosphorylation and proliferation in H1975 cells treated with Compound 3. H1975 and A431 cells were incubated with various concentrations of Compound 3 or Compound B for 2 hours, and the whole cell extracts were directly harvested and tested for pEGFR by ELISA. IC₅₀ values were determined by GraphPad software.

Table 2

Compound	H1975 cell (T790M/L858R)	A431 cell (WT)
Compound 3	0.031 μM	12.7 μM
Compound B	0.063 μM	8.9 μM

Compound 3 inhibits the EGFR signaling pathway in H1975 cells

[0340] Exponentially growing H1975 lung cancer cells were treated with Compound 3 at indicated concentrations for 2 hours in serum-free medium. As shown in Figure 1, whole cell extracts were resolved by SDS-PAGE before blotting onto nitrocellular membranes. Inhibition of phosphorylation of EGFR leads to inhibition of its downstream effectors p-Akt and p-ERK. All antibodies were obtained from Cell Signaling.

Compound 3 inhibits the EGFR signaling pathway in H1975 tumors

[0341] Compound 3 was administered PO at 100mg/kg, and tumors were harvested at 1, 4, 8, 18 and 25 hours after the single dose. As shown in Figure 2, immunoblots were probed for pEGFR, total EGFR, pAkt, total Akt, p-ERK and total ERK. Compound 3 inhibited the phosphorylation of EGFR in a time-dependent manner, and the inhibition at EGFR leads to the inhibition of its downstream effectors p-Akt and p-ERK.

Comparison between Compound 3 and Compound A

1. WST result

[0342]

Table 3

Compound	H1975 cell (T790M/L858R)	A431 cell (WT)	HCC827 cell (delE746-A750)
Compound 3	0.73 μM	0.62 μM	0.011 μM
Compounds A	1.63 μM	4.17 μM	0.023 μM

2. ELISA result

[0343]

Table 4

Compound	H1975 cell (T790M/L858R)	A431 cell (WT)	H1975 cell (T790M/L858R) EGF stimulate
Compound 3	0.0032 μM	0.4737 μM	0.025 μM
Compound A	0.0088 μM	1.0270 μM	0.091 μM

Biological Example B-2

Cell culture and reagents

[0344] All cell lines were obtained from the American Type Culture Collection and were maintained at 37°C with 5% CO₂, in media supplemented with 10% fetal bovine serum and 1% L-glutamine-penicillin-streptomycin. H1975 and HCC827 cells were cultured with RPMI 1640 media. A431 cells were maintained in Dulbecco's Modification of Eagle's Medium. GTL-16 cells, T47D cells and BxPC3 cells were cultured with RPMI 1640 media. NIH-3T3 cells, H460 cells and HepG2 cells were cultured with Dulbecco's Modification of Eagle's Medium. A549 cells were cultured with F-12K Nutrient Mixture media. H295R were cultured with DMEM: F12 Media. WST-1 reagent was obtained from Roche. EGF (R&D), EGF inhibitors were resuspended and stored according to the manufacturers' instructions.

Cell proliferation and growth inhibition assay

[0345] Cell proliferation was assessed by WST assay (Roche, Indianapolis, IN) per the manufacturer's instructions. The H1975, HCC-827 and A431 cells were seeded at 3,000, 3,000 and 4,000 cells per well onto 96-well plates, and after a 24h incubation, the cells were treated with test compounds for 72 hrs. NIH-3T3 cells, A549 cells, H295R cells, GTL-16 cells, H460 cells, HepG2 cells, Hela cells, T47D cells and BxPC3 cells were seeded at 2,000, 2,000, 5,000, 5,000, 2,500, 5,000, 2,000, 5,000 and 5,000 cells per well onto 96-well plates. Cell viability was assayed by incubating the cells with WST-1 reagent for 3hrs. Absorbance was measured at OD450-620 using the Beckman DTX880. The data was calculated using GraphPad Prism version 4.0. The IC50 were fitted using a non-linear regression model with a sigmoidal dose response.

ELISA Assays

[0346] The H1975, HCC-827 and A431 cells were seeded onto a 96-well plate at a density of 40,000, 40,000 and 60,000 cells per well respectively. After 24 h of growth in serum-containing media, cells were treated with test compound in serum-free medium for 2 h. A431 cells were stimulated with 50ng/mL EGF during the last 15min of compound treatment. Cells were washed with ice cold PBS before extraction with 100 μ l per well cell lysis buffer. Phosphorylation of EGFR was measured using a sandwich ELISA assay with the pair of phospho-specific EGFR (pY1068) and total EGFR antibodies. The data was calculated using GraphPad Prism version 4.0. The IC50 were fitted using a non-linear regression model with a sigmoidal dose response.

Western Blotting

[0347] H1975, HCC-827 and A431 cells were seeded onto 6-well plates at a concentration of 1×10^6 cells per well. After 24 h of growth in serum-containing media, cells were incubated in serum-free media for 1 h, and then treated with test compound for 2 h. A431 cells were stimulated with 30ng/mL EGF during the last 20min of compound treatment. Western blots were performed on the whole-cell extracts using phospho-specific EGFR (pY1068), total EGFR, phospho-Akt (Ser-473), total Akt, phospho-ERK1/2 (pT202/pY204) and total ERK1/2 antibodies (Cell Signaling Technology). The density of blotting band was acquired using Image J software, and the IC50 of EGFR Tyr1068 phosphorylation was fitted using a non-linear regression model by GraphPad Prism version 4.0.

[0348] Compound 3 was orally administered at indicated dose (12.5, 50, 200mg/kg), and Gefitinib (GF) was orally administrated at 100mg/kg. The tumor tissues were harvested at 1, 4, 8, and 24 h at Day 1 and after the single dose, or harvested at Day 8 and after 8 consecutive doses for dose (12.5, 50 mg/kg). Tumor sections were snap-frozen in liquid nitrogen for protein isolation, and EGFR signal transduction was evaluated by Western blot with primary antibodies included the following: phospho-specific EGFR (pY1068), total EGFR.

Cell-based pulse chase assay for irreversibility assessment of compound

[0349] The H1975 was seeded at 3000 cell per well in RTCA system (xCELLigence SP instrument, ACEA Biosciences). After one day culture, cell were treated with compound of compound 3, WZ4002 at concentration of 10 μ M for 22hrs then removed compared with drugs kept overtime. About 60 hours after recovery, cell subject to WST viability measuring.

Results

Compound 3 inhibited the proliferation of EGFR mutation harboring cancer cells.

[0350] Compound 3 achieved the inhibition of the proliferation of H1975 (T790M/L858R) cells with the IC50 at 91 \pm 60nM, and with IC50 at 19 \pm 8 nM for HCC827(Del E746-A750) cells, whereas the sensitivity to A431(WT) cells is much lower (IC50= 2113 \pm 1660 nM). In contrast, gefitinib, the first generation EGFR inhibitor, exhibited sensitivity to A431 cells, but had no activity on inhibiting the proliferation of T790M mutation harboring cells (IC50 >20 μ M).

Compound	H1975 cell (T790M/L858R)	A431 cell (WT)	HCC827 cell (delE746-A750)
Compound 3	91 \pm 60 nM	2113 \pm 1660 nM	19 \pm 8 nM
WZ4002	1905 \pm 732 nM	4393 \pm 617 nM	35 \pm 12 nM
Gefitinib	>20000 nM	523 \pm 115 nM	9 \pm 1 nM

EP 2 880 035 B9

Compound 3 significantly reduced the EGFR Tyr1068 phosphorylation in EGFR mutant cells

[0351] H1975 and A431 cells were incubated with various concentrations of compound 3 or WZ4002 for 2 h, and the whole cell extracts were directly harvested and tested for pEGFR by ELISA. IC50 values were determined by GraphPad software.

[0352] The cell-based ELISA assays verified that compound 3 significantly reduced the EGFR Tyr1068 phosphorylation in the EGFR mutant cell lines, while Gefitinib showed inhibition of the phosphorylation to a much less extent.

Compound	H1975 cell (T790M/L858R)	A431 cell (WT)
compound 3	4±2 nM	650±63 nM
WZ4002	32±12 nM	970±340nM

[0353] As shown in the table below, Compound 3 significantly reduced the EGFR Tyr1068 phosphorylation and downstream signaling in the EGFR mutant cells, and is less effective in cell line expressing wild-type EGFR.

EGFR genotype	Cell line	IC50 (nM) by WB (Tyr1068 phospho)		
		compound 3	Gefitinib	WZ4002
T790M/L858R	H1975	4.4	860	21
DelE746-A750	HCC-827	9.8	5.4	58
Wild Type	A431	288	1.6	53
Selectivity (A431/H1975)		65X	0.002X	2.5X

[0354] As shown in Figures 9A and 9B, Compound 3 inhibited EGFR-Tyr1068 phosphorylation and downstream signaling in H1975 EGFR mutant cells. Comparative data for Gefitinib and WZ4002 are shown in Figures 9C-9F.

[0355] As shown in Figures 10A and 10B, Compound 3 inhibited EGFR-Tyr1068 phosphorylation and downstream signaling in HCC-827 EGFR mutant cells. Comparative data for Gefitinib and WZ4002 are shown in Figures 10C-10F.

[0356] As shown in Figures 11A and 11B, Compound 3 was less effective on inhibiting EGFR-Tyr1068 phosphorylation and downstream signaling in A431 cells expressing WT EGFR. Comparative data for Gefitinib and WZ4002 are shown in Figures 11C-11F.

Compound 3 inhibited the phosphorylation of the EGFR in H1975 tumors.

[0357] Compound 3 significantly inhibited the phosphorylation of the EGFR in H1975 tumor tissues, at all three dosages of 12.5, 50 and 200 mg/kg. The inhibition of EGFR phosphorylation by Compound 3 was dose- and time-dependent. In contrast, the inhibition of the phosphorylation of the EGFR was not detected for gefitinib with the dosage at 100mg/kg.

[0358] As shown in Figure 12, Compound 3 inhibits the phosphorylation of the EGFR in H1975 tumor tissues at single-dose of compound 3.

[0359] As shown in Figure 13, Compound 3 inhibits the phosphorylation of the EGFR in H1975 tumor tissues after 8 consecutive doses of compound 3.

[0360] As shown in Figure 14, Compound 3 irreversibly inhibited the proliferation of H1975 cells harboring EGFR T790M mutation. The reversibility of compound 3 was assessed by a cell-based pulse chase assay. As shown in Figure 14, upon compound 3 withdrawal following a 22-hr treatment, the inhibition of the proliferation of H1975 sustained (7.8±1.3%) up to 60 hrs. In contrast, the recovery from WZ4002 treatment was at 27±10%. The results of this study demonstrated that compound 3 is an irreversible inhibitor of EGFR, and exhibited strong binding property than WZ4002.

Viability in comparison with vehicle control (%)

[0361]

	compound 3 for 22hr treatment	WZ4002 for 22hr treatment
Viability of H1975 cells (%)	7.8±1.3	27±10

EP 2 880 035 B9

1. WST result

[0362]

Compound	H1975 cell (T790M/L858R)	A431 cell (WT)	HCC827 cell (delE746-A750)
compound 3	0.19 uM	2.03 uM	0.011 uM
compound A	1.16 uM	11.82 uM*	0.023 uM
*Note: The A431 value for Compound A was previously reported incorrectly as 9.14 uM.			

2. ELISA result

[0363]

Compound	H1975 cell (T790M/L858R)	A431 cell (WT) EGF stimulate	H1975 cell (T790M/L858R)
compound 3	0.0032 uM	0.4737 uM	0.025 uM
compound A	0.0088 uM	1.0270 uM	0.091 uM

Biological Example B-3

[0364] Using a new H1975 cell line and the ELISA protocol described above in the Biological Example B-2) results were obtained as below:

ELISA Assay

	IC50 (uM) H1975 T790M/L858R (no EGF stimulation)	IC50 (uM) Hcc827 (delE746-A750) (no EGF stimulation)	IC50 (uM) A431WT (EGF stimulation)	Selectivity A431/ H1975	Selectivity A431/ Hcc827
Cpd 3	0.0018	0.0076	0.1233	68.5000	16.2237
	0.0016	0.0072	0.1300	81.2500	18.0556
	0.0010	0.0072	0.0901	90.1000	12.5139
Ave ± SD	0.0015 ± 0.0004	0.0073 ± 0.0002	0.1145 ± 0.0174	79.9500 ± 10.8585	15.5977 ± 2.8233
CpdB (WZ4002)	0.0299	0.0419	0.6184	20.6823	14.7589
	0.0257	0.0385	0.6592	25.6498	17.1221
	0.0212	0.0391	0.6097	28.7594	15.5934
Ave ± SD	0.0256 ± 0.0043	0.0399 ± 0.0018	0.6291 ± 0.0264	25.0305 ± ±4.0740	15.8248 ± ±1.1984
P values (Cpd 3 & Cpd B)	0.0007	0.000007	0.000013	0.0012	0.9042
Cpd A	0.0145	0.0411	0.5641	38.9034	13.7251
	0.0159	0.0395	0.4794	30.1509	12.1367
	0.0040	0.0305	0.2884	72.1000	9.4557
Ave ± SD	0.0115 ± 0.0065	0.00370 ± 0.0057	0.4440 ± 0.1412	47.0515 ± 22.1297	11.7725 ± 2.1578
Pvalues*(Cpd3& Cpd A)	0.0565	0.00085	0.01618	0.0819	0.13569

EP 2 880 035 B9

[0365] Using a new H1975 cell line and the WST protocol described above (in the Biological Examples B-2 with the presence of 5% fetal bovine serum), results were obtained as below:

WST Assay (Cell Viability Assay)

	IC50 (uM) H1975_5%FBS T790M/L858R	IC50 (uM) Hcc827 (delE746-A750)	IC50 (uM) A431 WT	Selectivity A431/ H1975	Selectivity A431/ Hcc827
	0.019	0.003	0.692	36.42	230.67
Cpd 3	0.018	0.008	0.526	29.22	65.75
	0.019	0.005	0.694	36.53	138.80
Average ± SD	0.019 ± 0.001	0.005 ± 0.002	0.637 ± 0.096	34.057 ± 4.187	145.072 ± 82.637
CpdB	0.053	0.007	0.901	17.00	128.71
(WZ 4002)	0.080	0.021	1.027	12.84	48.90
	0.106	0.013	1.025	9.67	78.85
Average ± SD	0.080 ± 0.026	0.014 ± 0.007	0.984 ± 0.072	13.169 ± 3.676	85.488 ± 40.317
P values (Cpd 3 & Cpd B)	0.0163	0.1251	0.0075	0.0029	0.3245
	0.106	0.028	2.914	27.491	104.071
Cpd A	0.111	0.059	2.617	23.577	44.356
	0.067	0.035	2.809	41.925	80.257
Average ± SD	0.095 ± 0.024	0.041 ± 0.016	2.780 ± 0.151	30.998 ± 9.664	76.228 ± 30.061
P values* (Cpd 3 & Cpd A)	0.0055	0.0205	3.18539E-05	0.6414	0.2466

* p values 1) <0.05 (marked as **bolded black**) means significant difference; 2) 0.05-0.15 means important difference/improvement although not significant; 3) >0.15 means no significant difference.

[0366] Based on the experimental data and p values in the two tables above, Compound 3 demonstrated significantly greater potency than Compounds A and B in both WST and ELISA assays with ten (10) p values <0.05 and two (2) p values between 0.05 - 0.15. In terms of selectivity, Compound 3 showed a general trend of higher selectivity than Compounds A and B in both WST and ELISA assays with two (2) p values <0.05, two (2) p values between 0.05-0.15 and four (4) p values over 0.15.

Biological Example C

Evaluation of Efficacy of Compound 3 in the Treatment of H1975, HCC827, and A431

Xenograft Mouse Models

[0367] This example evaluates the efficacy of Compound 3 in the treatment of NCI-H1975 (L858R/T790M) human non-small cell lung adenocarcinoma, HCC827 (L858R) human lung adenocarcinoma and A431 (WT) human skin epidermoid carcinoma xenograft tumor models in nude mice. Gefitinib, a first generation of reversible EGFR tyrosine kinase inhibitor, was used as a positive control on those three mouse xenograft tumor models.

Experimental Design and dosing schedule

[0368] Experimental Design and dosing schedule are shown below.

EP 2 880 035 B9

Table 5: NCI-H1975 Model

Group	n	Treatment	Dose (mg/kg)	Dosing volume (µl/g)	Dosing route	Solvent	Days for dosing	Schedule
1	8	Vehicle	-	16.7	PO	PEG system	14	QD
2	8	Compound 3	25	10	PO	PEG system	14	QD
3	8	Compound 3	50	10	PO	PEG system	14	QD
4	8	Compound 3	100	16.7	PO	PEG system	14	QD
5	8	Gefitinib	100	10	PO	1 % tween80	14	QD

Table 6: HCC827 Model

Group	n	Treatment	Dose (mg/kg)	Dosing volume (µl/g)	Dosing route	Solvent	Days for dosing	Schedule
1	8	Vehicle	-	10	PO	-	35	QD
2	8	Compound 3	50	10	PO	PEG system	35	QD
3	8	Compound 3	50	10	PO	0.5%MC	35	QD
4	8	Gefitinib	100	10	PO	1% tween80	7	QD

Table 7: A431 Model

Group	n	Treatment	Dose (mg/kg)	Dosing volume (µl/g)	Dosing route	Solvent	Days for dosing	Schedule
1	8	Vehicle	-	16.7	PO	PEG system	14	QD
2	8	Compound 3	100	16.7	PO	PEG system	14	QD
3	8	Gefitinib	100	10	PO	1% tween80	14	QD

Note: n: animal number; Dosing volume: adjust dosing volume based on body weight; PEG system: PEG200: alcohol: 5% dextrose= 4:1:5; Treatment schedule was adjusted if body weight loss > 15%.

Animal Housing

Animals

[0369] Details on the animals are shown below.

Species: Mouse
 Strain: Nu/Nu nude
 Age: 7-8 weeks
 Sex: Female

Body weight: 20-25 g
Animal supplier: Vital River Laboratories, Beijing, China

Housing Conditions

5

[0370] The mice were kept in Individual Ventilation Cages at constant temperature and humidity with 4 animals in each cage at ACEA Bioscience Hangzhou Inc.

10

- Temperature: about 20-26°C.
- Humidity about 40-70%.

[0371] IVC Cages: Made of polycarbonate. The size is 300 mm x 180 mm x 150 mm. The bedding material is corn cob, which is changed twice per week.

[0372] Diet: Animals had free access to irradiation sterilized dry granule food during the entire study period.

15

[0373] Water: Animals had free access to sterile drinking water.

[0374] Cage identification: The identification labels for each cage contained the following information: number of animals, sex, strain, date received, treatment, study number, group number and the starting date of the treatment.

[0375] Animal identification: Animals were marked by ear cutting.

20

Experimental Methods and Procedures

Cell Culture

25

[0376] The NCI-H1975, HCC827 and A431 tumor cells were maintained *in vitro* as a monolayer culture in medium supplemented with 10% fetal bovine serum, 100U/ml penicillin and 100µg/ml streptomycin at 37°C in an atmosphere of 5% CO₂ in air as ATCC recommended. The tumor cells were routinely subcultured twice weekly by trypsin-EDTA treatment. The cells growing in an exponential growth phase were harvested and counted for tumor inoculation.

30

Tumor Inoculation

[0377] Each mouse was inoculated subcutaneously at the right flank with H1975 cells (5×10^6), HCC827 (5×10^6) and A431 (5×10^6) respectively in 0.2 ml of medium for tumor development. The treatments were started when the tumor size reached approximately 200-250 mm³. The testing articles were administrated to the mice according to the pre-determined regimen as shown in the experimental design table.

35

Observations

40

[0378] All the procedures related to animal handling, care and the treatment in this study were performed according to the guidelines approved by the Institutional Animal Care and Use Committee (IACUC) following the guidance of the Association for Assessment and Accreditation of Laboratory Animal Care (AAALAC). At the time of routine monitoring, the animals were checked for any effects of tumor growth and treatments on normal behavior such as mobility, food and water consumption (by observation), body weight gain/loss (body weights were measured twice weekly), eye/hair matting and any other abnormal effect. Death and observed clinical signs were recorded on the basis of the numbers of animals within each subset. Animals that were observed to be in a continuing deteriorating condition were euthanized prior to death or before reaching a comatose state.

45

Tumor Measurements and the Endpoints

50

[0379] The major endpoint was to see if the tumor growth can be delayed or mice can be cured. Tumor size was measured twice weekly in two dimensions using a caliper, and the volume was expressed in mm³ using the formula: $V = 0.5 a \times b^2$ where a and b are the long and short diameters of the tumor, respectively. The tumor size was then used for calculations of both T-C and T/C values. T-C was calculated with T as the median time (in days) required for the treatment group tumors to reach a predetermined size (e.g., 1,000 mm³), and C as the median time (in days) for the control group tumors to reach the same size. The T/C value (in percent) was an indication of antitumor effectiveness; T and C were the mean volume of the treated and control groups, respectively, on a given day. Tumor weight was measured at the study termination. The T/C value (in percent) was calculated where T and C were the mean tumor weights of the treated and control groups, respectively.

55

Statistical Analysis

[0380] Summary statistics, including mean and the standard error of the mean (SEM), are provided for the tumor volume of each group at each time point.

[0381] Statistical analysis of difference in tumor volume and tumor weight among the groups was conducted on the data obtained at the best therapeutic time point after the final dose (the 15th day after tumor inoculation).

[0382] A one-way ANOVA was performed to compare tumor volume and tumor weight among groups, and when a significant F -statistics (a ratio of treatment variance to the error variance) was obtained, comparisons between groups were carried out with LSD and Games-Howell test. All data were analyzed using SPSS 16.0. $p < 0.05$ was considered to be statistically significant.

Results5.1. Body Weights

[0383] The results of the body weight changes in the tumor-bearing mice for NCI-H1975, HCC827 and A431 models are shown in Figures 3, Figure 4, and Figure 5, respectively.

[0384] The mouse body weights in different groups of the tumor-bearing mice at the end of treatment on NCI-H1975, HCC827 and A431 are shown in Table 8, Table 9 and Table 10 respectively.

Table 8. The Mouse Body Weights in the Different Groups on NCI-H1975 Model

Treatment	Mouse Weight (g) ^a at day 23(14)	p
Vehicle	22.99 ± 0.26	-
Compound 3 25 mg/kg po qd	22.28 ± 0.55	0.364
Compound 3 50 mg/kg po qd	22.73 ± 0.33	0.737
Compound 3 100 mg/kg po qd	22.53 ± 0.66	0.555
Gefitinib 100 mg/kg po qd	20.43 ± 0.71	0.002

Table 9. The Mouse Body Weights in the Different Groups on HCC827 Model

Treatment	Mouse Weight (g) ^a at day 25(14)	p
Vehicle	23.83 ± 0.71	-
Compound 3 (PEG) 50 mg/kg po qd	23.26 ± 0.47	0.523
Compound 3 (MC) 50 mg/kg po qd	23.54 ± 0.67	0.743
Gefitinib 100 mg/kg po qd	23.70 ± 0.43	0.887

Table 10. The Mouse Body Weights in the Different Groups on A431 Model

Treatment	Mouse Weight (g) ^a at day 25(14)	p
Vehicle	25.64 ± 0.53	-
Compound 3 100 mg/kg po qd	25.66 ± 0.72	0.979
Gefitinib 100 mg/kg po qd	21.56 ± 0.51	0.000

Note: a. Mean ± SEM

Tumor Volumes

[0385] The tumor sizes of the different groups at different time points on NCI-H1975, HCC827 and A431 are shown in Table 11, Table 12, and Table 13, respectively.

EP 2 880 035 B9

Table 11. Tumor Sizes in the Different Treatment Groups on NCI-H1975 model

Tumor volume (mm ³) ^a					
Days	Vehicle, PO, QD -	Compound 3, PO, QD 25mpk	Compound 3, PO, QD 50mpk	Compound 3, PO, QD 100mpk	Gefitinib, PO, QD 100mpk
9	215.01± 20.88	219.91 ± 22.33	215.95± 21.58	220.64± 22.95	215.95 ± 22.36
12	387.98 ± 45.76	284.09± 32.64	255.85± 34.44	181.40 ± 21.15	379.15 ± 46.00
16	828.95 ± 58.76	393.95± 42.09	268.23± 47.77	180.18 ± 26.25	737.84± 80.06
19	1425.22± 101.9	514.88 ± 55.57	346.01 ± 62.50	207.28 ± 42.54	1195.5 ± 67.91
23	2169.9 ± 170.8	670.36 ± 54.19	373.01 ± 63.35	232.25 ± 37.11	1702.5± 101.8

Table 12. Tumor Sizes in the Different Treatment Groups on HCC827 model

Tumor volume (mm ³) ^a				
Days	Vehicle, PO, QD Vehicle	Compound 3, PO, QD 50mpk(PEG)	Compound 3, PO, QD 50mpk(0.5%MC)	Gefitinib, PO, QD 100mpk
14	215.94± 25.70	211.90 ± 23.00	211.14 ± 25.11	212.28 ± 26.35
18	291.15 ± 24.42	188.72 ± 28.03	216.63 ± 27.69	59.55 ± 25.20
21	353.24 ± 25.64	136.96 ± 16.40	245.14 ± 33.44	4.61± 3.16
25	453.43± 24.72	95.73 ± 15.38	216.42 ± 28.06	1.25 ± 1.25
28	519.39 ± 22.26	111.96 ± 22.05	231.08 ± 30.81	1.25 ± 1.25
32	638.78± 32.70	82.28 ± 24.08	277.59 ± 42.02	1.25 ± 1.25
35	762.43 ± 47.22	67.63 ± 24.22	293.64 ± 43.98	1.88 ± 1.32
39	1092.53 ± 99.28	69.44 ± 30.35	328.53 ± 43.51	1.88 ± 1.32
42	1324.76± 141.54	79.71 ± 28.86	302.31 ± 35.83	10.95 ± 6.13
46	1736.94 ± 217.03	84.26 ± 35.62	284.44 ± 27.00	23.71± 11.84
49	1920.11 ± 256.36	77.59 ± 42.07	299.28 ± 31.79	41.00± 20.52

Table 13. Tumor Sizes in the Different Treatment Groups on A431 model

Tumor volume (mm ³) ^a			
Days	Vehicle, PO, QD -	Compound 3, PO, QD 100mpk	Gefitinib , PO, QD 100mpk
11	241.34± 28.69	240.95 ± 26.46	239.83 ± 23.30
14	472.09 ± 71.50	399.68 ± 42.62	203.74 ± 22.97
18	860.82 ± 120.62	867.62 ± 70.54	139.70± 26.94
21	1211.0± 157.77	1166.1 ± 94.08	139.70 ± 22.07
25	1666.6 ± 233.36	1627.7 ± 146.0	154.79± 32.62

Note: a. Mean ± SEM

Tumor Growth Inhibition

[0386] The tumor growth inhibition on NCI-H1975, HCC827 and A431 models is summarized in Table 14, Table 15, and Table 16, respectively.

Table 14. Effect of Compounds in the Treatment of H1975 Xenografts Tumor Model

Treatment	Tumor Size (mm ³) ^a at day 23(14)	T/C (%)	T-C (days) at 300mm ³	<i>p</i>
Vehicle	2170 ± 171	-	-	-
Compound 3				0.000
25 mg/kg po qd	670 ± 54	28.5%	2.11	
Compound 3				0.000
50 mg/kg po qd	373 ± 63	16.0%	6.76	
Compound 3				0.000
100 mg/kg po qd	232 ± 37	9.9%	>14	
Gefitinib				0.345
100 mg/kg po qd	1702 ± 102	77.4%	0.08	

Table 15. Effect of Compounds in the Treatment of HCC827 Xenografts Tumor Model

Treatment	Tumor Size (mm ³) ^a at day 49(35)	T/C (%)	TRR ^b at day 49(35)	T-C (days) at 300mm ³	<i>P</i>
Vehicle	1920 ± 256	-	-	-	-
Compound 3 (PEG)					0.001
50 mg/kg po qd	78 ± 42	2.8%	71.4%	>35	
Compound 3 (MC)					0.002
50 mg/kg po qd	299 ± 32	14.3%	-45.0%	17.3	
Gefitinib					0.001
100 mg/kg po qd	41 ± 21	2.4%	75.7%	>35	

Table 16. Effect of Compounds in the Treatment of A431 Xenografts Tumor Model

Treatment	Tumor Size (mm ³) ^a at day 25(14)	T/C (%)	T-C (days) at 300mm ³	<i>p</i>
Vehicle	1667 ± 233	-	-	-
Compound 3				0.999
100 mg/kg po qd	1628 ± 146	98.3%	0.35	
Gefitinib				0.001
100 mg/kg po qd	154 ± 33	8.7%	>14	

Note: a. Mean ± SEM

b. Tumor regression rate (%) = (1-tumor volume of after treatment/tumor volume of pretreatment) * 100%

Tumor Growth Curve

[0387] The tumor growth curve in different groups of the tumor-bearing mice on NCI-H1975, HCC827 and A431 models are shown in Figure 6, Figure 7, and Figure 8, respectively.

Tumor Weights

[0388] The mouse tumor weights in different groups on NCI-H1975, HCC827 and A431 models are shown in Table 17, Table 18, and Table 19, respectively.

Table 17. The Antitumor Activity of Compounds in the Treatment of NCI-H1975 Model

Treatment	Tumor Weight (g) at day 23(14)	IR ^a at day 23(14)	p
Vehicle	1.99 ± 0.16	-	-
Compound 3 25 mg/kg po qd	0.70 ± 0.04	65.0%	0.001
Compound 3 50 mg/kg po qd	0.34 ± 0.08	82.8%	0.000
Gefitinib 100 mg/kg po qd	1.69 ± 0.11	15.1%	0.717

Table 18. The Antitumor Activity of Compounds in the Treatment of HCC827 Model

Treatment	Tumor Weight (g) at day 49(35)	IR ^a at day 49(35)	p
Vehicle	1.94 ± 0.32	-	-
Compound 3 (PEG) 50 mg/kg po qd	0.06 ± 0.02	96.7%	.004
Compound 3 (MC) 50 mg/kg po qd	0.26 ± 0.04	86.5%	.008
Gefitinib 100 mg/kg po qd	0.03 ± 0.02	98.3%	.004

Table 19. The Antitumor Activity of Compounds in the Treatment of A431 Model

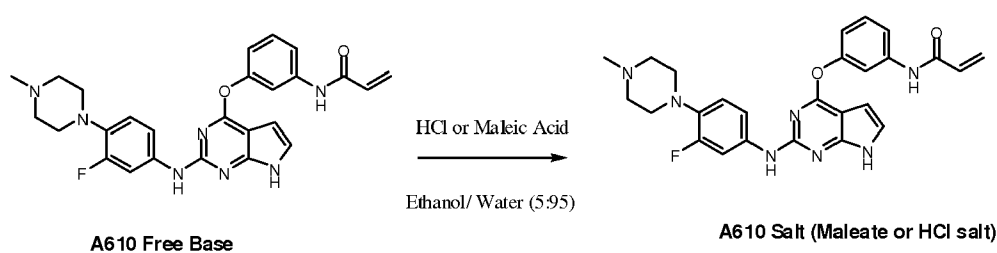
Treatment	Tumor Weight (g) at day 23(14)	IR ^a at day 23(14)	p
Vehicle	1.67 ± 0.29	-	-
Compound 3 100 mg/kg po qd	1.60 ± 0.22	4.0%	0.817
Gefitinib 100 mg/kg po qd	0.13 ± 0.03	92.5%	0.000

a: IR (Inhibition Rate) = $(TW_{\text{Control}} - TW_{\text{Treatment}}) / TW_{\text{Control}} \times 100\%$

Biological Example D

Synthesis of the Maleate Salt and Hydrochloride Salt of Compound 3 and Pharmacokinetic Study

[0389] The synthesis of the maleate and hydrochloride salts from the free base of Compound 3 is shown below:



[0390] To the free base of Compound 3 (2 g) in ethanol/ water (5:95, 22 mL) at 40 °C, maleic acid (1.2 eq.) or HCl (2.2 eq.) was added dropwise. After the solid was dissolved, the solution was cooled to room temperature, and stood for overnight. The resulting crystals (light yellow or off white) were collected, washed with cold water and dried overnight (over 85% yield).

Pharmacokinetic Studies on rats with Compound 3 in free base, maleate salt and HCl salt forms:

[0391] A pharmacokinetic comparison study was performed on female rats (Zhe Jiang AMS) using Compound 3 in free base, maleate salt, and HCl salt forms. The detailed study conditions along with the experimental results are shown Table 20 below:

EP 2 880 035 B9

Table 20

Compound	Formulation	Dose (mg/kg)	Route	F%	AUClast (ng/mL* h)	t _{1/2} (h)	C _{max} (po) or C ₀ (iv) (ng/ml)
Compound 3 Free base	PEG200:D5W (50:50, v/v)	4.7	i.v.	n/a	2195± 140.2	1.6±0. 04	4102.1± 675.8
Compound 3 Free base	0.5% MC	30.56	p.o.	10.7± 2.6	1526.8± 364.6	2.4±0. 6	242.0± 37.6
Compound 3 HCl salt	0.5% MC	40.88	p.o.	30.6± 8.2	5853.8± 1565.4	2.4±1. 0	1259.3± 359.0
Compound 3 Maleate salt	0.5% MC	42.00	p.o.	32.7± 9.8	6412.2± 1917.8	2.3±0. 4	1540.0± 528.5
Compound 3 Free base	PEG200:D5W (50:50, v/v)	37.6	p.o.	23.0± 10.8	4041.0± 1892.3	2.8±0. 3	1263.3± 270.2

[0392] The results show that in the same formulation of 0.5% methylcellulose (MC), the salt forms (both maleate salt and HCl salt) had about a 3-fold better bioavailability compared to the free base form.

Biological Example E

[0393] Compound 3 was tested against a range of other protein kinases.

[0394] Assay Description. *In vitro* profiling protein kinases was performed using the "HotSpot" assay platform. Briefly, specific kinase/substrate pairs along with required cofactors were prepared in reaction buffer. Compounds were delivered into the reaction, followed 15-20 minutes later by addition of a mixture of ATP (Sigma, St. Louis MO) and ³³P ATP (Perkin Elmer, Waltham MA) to a final concentration of 10 μM. Reactions were carried out at room temperature for 120 min, followed by spotting of the reaction mixtures onto P81 ion exchange filter paper (Whatman Inc., Piscataway, NJ). Unbound phosphate was removed by extensive washing of filters in 0.75% phosphoric acid. After subtraction of background derived from control reactions containing inactive enzyme, kinase activity data was expressed as the percent of remaining kinase activity in test samples compared to vehicle (dimethyl sulfoxide) reactions. IC₅₀ values and curve fits were obtained using Prism (GraphPad Software).

[0395] Reaction Conditions: Buffer Conditions: 20 mM Hepes (pH 7.5), 10 mM MgCl₂, 1 mM EGTA, 0.02% Brij35, 0.02 mg/mL BSA, 0.1 mM Na₃VO₄, 2 mM DTT, and 1% DMSO. ATP concentration: 10 μM. Reaction Time: 2 hours. Compound 3 was tested at 10 concentrations as follows with a comparison to the common kinase inhibitor reference compound staurosporine. Compounds were tested in a 10-point IC₅₀ mode with 3-fold serial dilution starting at 10 μM. Control Compound was tested in a 10-point IC₅₀ with 3-fold serial dilution starting at 20 μM. All kinase reactions were performed at 10 μM ATP. Test concentrations are provided below in molar units (M).

Compound 3	Staurosporine-control
1.00E-05	2.00E-05
3.33E-06	6.67E-06
1.11E-06	2.22E-06
3.70E-07	7.41E-07
1.23E-07	2.47E-07
4.12E-08	8.23E-08
1.37E-08	2.74E-08
4.57E-09	9.14E-09
1.52E-09	3.05E-09
5.08E-10	1.02E-09

[0396] The following kinase enzymes were tested:

5
10
15
20
25
30
35
40
45
50
55

Name	HUGO symbol	General Substrate	Genbank Accession #	Protein Accession #	Clone	Mutation	Expression	Tag
BLK	BLK	pEY	NP_001706	P51451	full-length	-	Insect	N-terminal His
BMX/ETK	BMX	pEY	NP_001712	P51813	full length	-	baculovirus in Sf21 insect cells	C-terminal His
BTK	BTK	pEY	NP_000052	Q06187	full-length	-	Insect	N-terminal His6-tagged
ITK	ITK	MBP	NP_005537	Q08881	full-length	-	Insect	N-terminal GST
JAK2	JAK2	pEY	NP_004963	O60674	aa 809-1132 +g	-	Insect	N-terminal GST
JAK3	JAK3	JAK3tide	NP_000206	P52333	aa 781-1124	-	Insect	N-terminal GST
TEC	TEC	pEY + Mn	NP_003206	P42680	full length	-	baculovirus insect cell	C-terminal H is-tag
TXK	TXK	ABLtide	NP_003319.2	P42681	full length	-	Insect	N-terminal GST-tag
FLT3 (D835Y)	FLT3	Abltide	NP_004110	P36888	aa 564-958	D835Y	baculovirus insect cell	C-terminal His6-tag

EP 2 880 035 B9

[0397] Results: The IC₅₀ values for each of the kinase targets is summarized as follows:

5
10
15

Kinases	Compound IC ₅₀ (M)	
	Compound 3	Staurosporine
BLK	2.34E-10	1.22E-09
BMX/ETK	3.45E-10	2.19E-09
BTK	3.99E-10	5.78E-09
FLT3 (D835Y)	1.09E-08	1.63E-11
ITK	5.17E-10	8.96E-09
JAK2	5.01E-07	< 1.00E-9
JAK3	9.11E-11	2.99E-11
TEC	6.69E-10	2.68E-08
TXK	6.98E-10	1.28E-08

20

[0398] Below are provided lists of the IC₅₀ value and raw data for each individual targeted enzyme.
[0399] The percentage of the activity is a relative value in comparison to buffer solution only. DMSO is listed as a reference. The IC₅₀ value for Compound 3 for BLK was 0.23 nM. The corresponding curves for Compound 3 are shown in Figures 15A and 15B, respectively.

25
30
35
40

% Activity			
Conc.(M)	Compound 3	Staurosporine	Stauro Conc.(M)
1.00E-05	-0.41	0.57	2.00E-05
3.33E-06	2.22	2.47	6.67E-06
1.11E-06	4.39	1.46	2.22E-06
3.70E-07	1.49	-1.03	7.41E-07
1.23E-07	-0.50	-2.23	2.47E-07
4.12E-08	-3.83	-1.99	8.23E-08
1.37E-08	-0.37	1.34	2.74E-08
4.57E-09	1.07	10.32	9.14E-09
1.52E-09	14.53	27.25	3.05E-09
5.08E-10	29.73	53.08	1.02E-09
DMSO	102.02	97.98	DMSO

45

[0400] The IC₅₀ for Compound 3 for BMX/ETK was 0.35 nM. The curve for Compound 3 is shown in Figure 16.

50
55

% Activity			
Conc.(M)	Compound 3	Staurosporine	Stauro Conc.(M)
1.00E-05	1.44	9.22	2.00E-05
3.33E-06	-4.22	-4.43	6.67E-06
1.11E-06	-0.82	-1.61	2.22E-06
3.70E-07	-3.51	-0.71	7.41E-07
1.23E-07	-0.30	1.44	2.47E-07
4.12E-08	1.70	8.90	8.23E-08

EP 2 880 035 B9

(continued)

5

% Activity			
Conc.(M)	Compound 3	Staurosporine	Stauro Conc.(M)
1.37E-08	1.03	18.68	2.74E-08
4.57E-09	7.02	24.52	9.14E-09
1.52E-09	9.87	39.02	3.05E-09
5.08E-10	37.60	64.45	1.02E-09
DMSO	98.60	96.41	DMSO

10

[0401] The IC₅₀ for Compound 3 for BTK was 0.40 nM. The curve for Compound 3 is shown in Figure 17.

15

% Activity			
Conc.(M)	Compound 3	Staurosporine	Stauro Conc.(M)
1.00E-05	3.65	1.93	2.00E-05
3.33E-06	0.69	-0.14	6.67E-06
1.11E-06	-0.26	0.21	2.22E-06
3.70E-07	3.46	3.51	7.41E-07
1.23E-07	1.71	6.52	2.47E-07
4.12E-08	1.89	10.70	8.23E-08
1.37E-08	4.18	20.50	2.74E-08
4.57E-09	3.32	41.55	9.14E-09
1.52E-09	11.43	60.75	3.05E-09
5.08E-10	40.24	81.36	1.02E-09
DMSO	96.43	98.79	DMSO

20

25

30

35

[0402] The IC₅₀ for Compound 3 for FLT3 (D835Y) was 10.90 nM. The curve for Compound 3 is shown in Figure 18.

40

% Activity			
Conc.(M)	Compound 3	Staurosporine	Stauro Conc.(M)
1.00E-07	11.32	-1.65	1.00E-07
3.33E-08	27.78	0.98	3.33E-08
1.11E-08	49.45	0.31	1.11E-08
3.70E-09	70.12	2.34	3.70E-09
1.23E-09	92.41	-0.82	1.23E-09
4.12E-10	99.20	3.17	4.12E-10
1.37E-10	104.37	2.10	1.37E-10
4.57E-11	94.42	20.65	4.57E-11
1.52E-11	97.21	53.79	1.52E-11
5.08E-12	102.50	85.41	5.08E-12
DMSO	99.21	100.79	DMSO

45

50

55

EP 2 880 035 B9

[0403] The IC₅₀ for Compound 3 for ITK was 0.52 nM. The curve for Compound 3 is shown in Figure 19.

5

10

15

20

% Activity			
Conc.(M)	Compound 3	Staurosporine	Stauro Conc.(M)
1.00E-05	0.79	0.35	2.00E-05
3.33E-06	0.01	0.60	6.67E-06
1.11E-06	1.27	-0.12	2.22E-06
3.70E-07	1.16	1.90	7.41E-07
1.23E-07	0.90	4.54	2.47E-07
4.12E-08	1.70	9.04	8.23E-08
1.37E-08	1.34	19.24	2.74E-08
4.57E-09	2.39	49.31	9.14E-09
1.52E-09	4.41	76.22	3.05E-09
5.08E-10	52.22	95.37	1.02E-09
DMSO	101.99	97.19	DMSO

[0404] The IC₅₀ for Compound 3 for JAK2 was 501 nM. The curve for Compound 3 is shown in Figure 20.

25

30

35

40

% Activity			
Conc.(M)	Compound 3	Staurosporine	Stauro Conc.(M)
1.00E-05	-2.83	-5.43	2.00E-05
3.33E-06	9.17	-8.65	6.67E-06
1.11E-06	23.15	-6.44	2.22E-06
3.70E-07	60.18	-6.42	7.41E-07
1.23E-07	94.11	-6.76	2.47E-07
4.12E-08	100.48	-7.25	8.23E-08
1.37E-08	99.88	-3.41	2.74E-08
4.57E-09	98.95	-0.60	9.14E-09
1.52E-09	103.16	5.51	3.05E-09
5.08E-10	98.40	18.77	1.02E-09
DMSO	103.16	100.65	DMSO

45

[0405] To assess JAK3 inhibition, Compound 3 was evaluated as in the other assays, but starting at a concentration of 100 nM. The dilution factor was 3-fold as in the other assays, resulting in a test concentration range of 100 nM to 5.08 pM. The IC₅₀ for Compound 3 for JAK3 was 91.1 pM. The curve for Compound 3 is shown in Figure 21.

50

55

% Activity			
Conc.(M)	Compound 3	Staurosporine	Stauro Conc.(M)
1.00E-07	-0.21	-0.79	1.00E-07
3.33E-08	0.22	-0.88	3.33E-08
1.11E-08	-1.35	-0.51	1.11E-08
3.70E-09	-0.10	0.09	3.70E-09

EP 2 880 035 B9

(continued)

5

% Activity			
Conc.(M)	Compound 3	Staurosporine	Stauro Conc.(M)
1.23E-09	1.25	-1.86	1.23E-09
4.12E-10	9.43	0.36	4.12E-10
1.37E-10	35.13	4.48	1.37E-10
4.57E-11	72.27	41.45	4.57E-11
1.52E-11	89.22	70.04	1.52E-11
5.08E-12	92.29	88.93	5.08E-12
DMSO	102.06	102.66	DMSO

10

15

[0406] The IC₅₀ for Compound 3 for TEC was 0.67 nM. The curve for Compound 3 is shown in Figure 22.

20

% Activity			
Conc.(M)	Compound 3	Staurosporine	Stauro Conc.(M)
1.00E-05	2.69	1.43	2.00E-05
3.33E-06	7.10	3.40	6.67E-06
1.11E-06	5.72	3.35	2.22E-06
3.70E-07	11.05	8.71	7.41E-07
1.23E-07	14.88	18.31	2.47E-07
4.12E-08	19.39	31.27	8.23E-08
1.37E-08	20.14	47.73	2.74E-08
4.57E-09	22.53	70.74	9.14E-09
1.52E-09	32.07	79.41	3.05E-09
5.08E-10	72.24	93.91	1.02E-09
DMSO	99.73	99.19	DMSO

25

30

35

[0407] The IC₅₀ for Compound 3 for TXK was 0.70 nM. The curve for Compound 3 is shown in Figure 23.

40

% Activity			
Conc.(M)	Compound 3	Staurosporine	Stauro Conc.(M)
1.00E-05	-0.05	-0.60	2.00E-05
3.33E-06	-1.39	-0.74	6.67E-06
1.11E-06	4.24	2.69	2.22E-06
3.70E-07	-2.01	1.66	7.41E-07
1.23E-07	3.26	9.25	2.47E-07
4.12E-08	2.76	17.37	8.23E-08
1.37E-08	0.31	32.52	2.74E-08
4.57E-09	4.11	58.10	9.14E-09
1.52E-09	23.68	79.12	3.05E-09
5.08E-10	58.85	95.83	1.02E-09

45

50

55

EP 2 880 035 B9

(continued)

% Activity			
Conc.(M)	Compound 3	Staurosporine	Stauro Conc.(M)
DMSO	96.09	100.00	DMSO

Data for other compounds

1. ELISA Assay (EGFR):

[0408] Using the protocol described in the biological example B-2, the following compounds were also tested in ELISA assay (EGFR). The results are shown in Table 21 below.

Table 21
ELISA Assay (EGFR)

Cpd/EGFR	IC50 (uM) H1975 T790M/L858R (no EGF stimulation)	IC50 (uM) A431 WT (EGF stimulation)	Selectivity A431/ H1975
Cpd 1	0.0063	0.6470	102.70
Cpd 2	0.0010	0.3000	300.00
Cpd 4	0.0670	10.9000	162.69
Cpd 5	0.2430	27.5000	113.17
Cpd 6	0.0398	9.2700	232.91
Cpd 7	12.4100	>20	N/A
Cpd 34	0.0217	2.0170	92.95

2. Other kinases -Enzymatic Assays

[0409] Using the protocol described in the biological example E, the following compounds were also tested against other kinases (BTK, Jak1, Jak2 and Jak3) (Table 22 below).

Table 22

Cpd \ Kinases	Enzymatic Assays IC ₅₀			
	BTK	JAK3	JAK2	JAK1
Cpd 1	5.79E-10	3.66E-11	5.70E-07	3.22E-06
Cpd 2	3.62E-10	3.65E-11	2.06E-06	1.40E-05
Cpd 3	3.99E-10	9.11E-11	5.01E-07	3.27E-06
Control Staurosporine	4.97E-09	1.92E-11	1.96E-10	3.65E-10

Other kinases (BTK and JAK3) - Cell-based assays

[0410] Protocol for ClariCELL™ JAK3 and BTK Assays is described below:

- HEK293 human embryonic kidney cells were transiently transfected with either human wt BTK, human wt JAK3, or kinase-dead human JAK3 (for JAK3 negative controls). For BTK negative controls, wt BTK transfection was utilized plus treatment with 1uM Ibrutinib.
- Cells were dispensed into 96-well plates at approximately 8,000 cells/well for BTK, or 20,000 cells per well for JAK3.
- Eight three-fold serial dilutions (or two-fold for tofacitinib) were prepared for each compound in 100% DMSO.
- Compounds were then diluted in water to 10x final assay concentration and 6% DMSO.
- Compounds were added to the cells in 96-well plates (10-fold dilution in tissue culture medium) for a final concentration

EP 2 880 035 B9

of 1x compound and 0.6% DMSO.

- Cells were incubated with compound at 37°C for 2 hours.
- Cells were lysed, and lysate was transferred to an ELISA plate that had been previously coated with antibody to capture the substrate (either human BTK or human JAK3).
- Plates were washed then incubated with antibody to detect total tyrosine phosphorylation*.
- Plates were washed then incubated with secondary antibody labeled with HRP.
- HRP substrate was added, and absorbance was read at 450nm.
- *Note that because a pan-antiphosphotyrosine antibody was utilized, there is a possibility that tyrosine kinase activities in addition to BTK or JAK3 can be measured.

[0411] The test results for BTK cell-based assays are shown in the following Table 23.

Table 23

Cpd \ Kinases	Cell-based Assays (CAI) IC ₅₀ (μ M)
	BTK
Cpd 2	0.012
	0.059
Cpd 3	0.026
	0.036
	0.059
Control (Ibrutinib)	0.013
	0.013
	0.067
	0.012

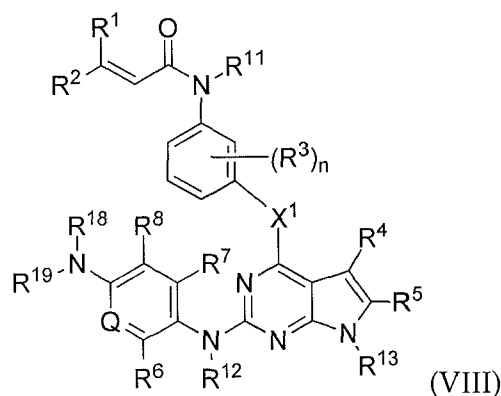
[0412] The test results for JAK3 cell-based assays are shown in the following Table 24.

Table 24

Cpd \ Kinases	Cell-based Assays (CAI) IC ₅₀ (μ M)
	JAK3
Cpd 2	0.20
	0.36
Cpd 3	0.23
	0.28
	0.25
	0.36
Control (Tofacitinib)	2.3
	2.3
	1.2
	3.7

Claims

1. A compound of Formula (VIII):



15 wherein

X¹ is O, NH, S, CH₂, or CF₂;

R¹ and R² are independently selected from hydrogen, halo, C₁₋₆ alkyl, and C₁₋₆ haloalkyl;

R³ is selected from halo, hydroxyl, C₁₋₆ alkyl, C₁₋₆ alkoxy, cyano, and nitro;

n is a number from zero to 4;

R⁴ is selected from hydrogen, C₁₋₆ alkyl, C₃₋₇ cycloalkyl, and -NR²²R²³;

wherein the alkyl or cycloalkyl is unsubstituted or substituted with hydroxyl or amino; and each R²² and R²³ are independently selected from hydrogen and C₁₋₆ alkyl or R²² and R²³ may be joined to form a 3 to 10 membered ring;

R⁵ is selected from hydrogen and C₁₋₆ alkyl;

R⁶ is selected from hydrogen, halo, C₁₋₆ alkyl, C₁₋₆ haloalkyl, C₁₋₆ alkoxy, C₁₋₆ haloalkoxy, hydroxyl, cyano, and nitro;

R⁷ is selected from hydrogen, halo, C₁₋₆ alkyl, C₁₋₆ haloalkyl, C₁₋₆ alkoxy, C₁₋₆ haloalkoxy, hydroxyl, cyano, and nitro;

R⁸ is selected from hydrogen, halo, C₁₋₆ alkyl, C₁₋₆ haloalkyl, C₁₋₆ alkoxy, C₁₋₆ haloalkoxy, hydroxyl, cyano, and nitro;

Q is CR⁹ or N;

where R⁹ is selected from hydrogen, halo, C₁₋₆ alkyl, C₁₋₆ haloalkyl, C₁₋₆ alkoxy, C₁₋₆ haloalkoxy, hydroxyl, cyano, and nitro;

R¹¹ is selected from hydrogen and C₁₋₆ alkyl;

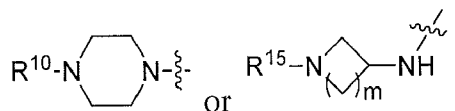
R¹² is selected from hydrogen and C₁₋₆ alkyl;

R¹³ is selected from hydrogen, C₁₋₆ alkyl, C₁₋₆ acyl, SO₂-C₁₋₆alkyl, C₃₋₇ cycloalkyl, and C₆₋₂₀ aryl,

wherein each alkyl or aryl is unsubstituted or substituted with hydroxyl, C₁₋₆ alkoxy, or halo; and

-NR¹⁸R¹⁹ is

(a)



wherein R¹⁰ is selected from hydrogen and C₁₋₆ alkyl;

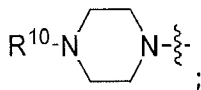
R¹⁵ is unsubstituted methyl, or is C₂₋₄alkyl unsubstituted or substituted with hydroxy, methoxy, or halo; and

m is 1 or 2;

or is

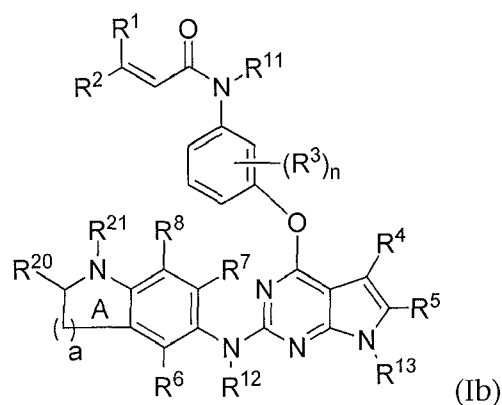
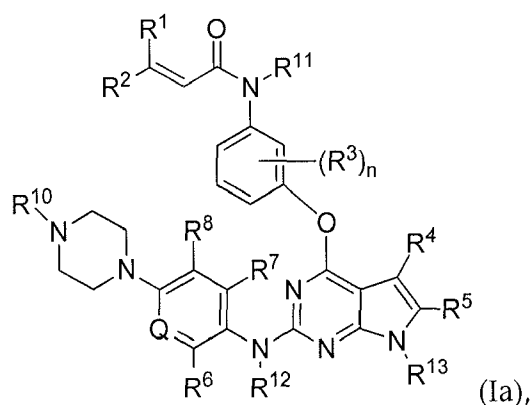
(b) where R¹⁹ and R⁹ taken together form a 5- or 6-membered heteroaryl ring optionally substituted with C₁₋₆alkyl that is unsubstituted or substituted with amino, hydroxyl, or halo; and R¹⁸ is hydrogen or C₁₋₆alkyl, or is absent to satisfy valency of the heteroaryl ring;

provided that neither of R⁶ or R⁷ is methoxy when -NR¹⁸R¹⁹ is



or a pharmaceutically acceptable salt thereof.

2. The compound of claim 1, wherein the compound is a compound of Formula (Ia) or (Ib):



wherein

R¹ and R² are independently selected from hydrogen, halo, C₁₋₆ alkyl, and C₁₋₆ haloalkyl;

R³ is selected from halo, hydroxyl, C₁₋₆ alkyl, C₁₋₆ alkoxy, cyano, and nitro;

n is a number from zero to 4;

R⁴ is selected from hydrogen, C₁₋₆ alkyl, C₃₋₇ cycloalkyl, and -NR²²R²³;

wherein the alkyl or cycloalkyl is unsubstituted or substituted with hydroxyl or amino; and each R²² and R²³ are independently selected from hydrogen and C₁₋₆ alkyl or R²² and R²³ may be joined to form a 3 to 10 membered ring;

R⁵ is selected from hydrogen and C₁₋₆ alkyl;

R⁶ is selected from hydrogen, halo, C₁₋₆ alkyl, C₁₋₆ haloalkyl, C₂₋₆ alkoxy, C₁₋₆ haloalkoxy, hydroxyl, cyano, and nitro;

EP 2 880 035 B9

R⁷ is selected from hydrogen, halo, C₁₋₆ alkyl, C₁₋₆ haloalkyl, C₂₋₆ alkoxy, C₁₋₆ haloalkoxy, hydroxyl, cyano, and nitro;

R⁸ is selected from hydrogen, halo, C₁₋₆ alkyl, C₁₋₆ haloalkyl, C₁₋₆ alkoxy, C₁₋₆ haloalkoxy, hydroxyl, cyano, and nitro;

Q is CR⁹ or N;

where R⁹ is selected from hydrogen, halo, C₁₋₆ alkyl, C₁₋₆ haloalkyl, C₁₋₆ alkoxy, C₁₋₆ haloalkoxy, hydroxyl, cyano, and nitro;

R¹⁰ is selected from hydrogen and C₁₋₆ alkyl;

a is one or two;

Ring A is an aromatic ring;

R²⁰ and R²¹ are independently selected from hydrogen and C₁₋₆ alkyl;

wherein alkyl is unsubstituted or substituted with amino, hydroxyl, or halo;

wherein R²¹ may be absent as needed to satisfy valency;

R¹¹ is selected from hydrogen and C₁₋₆ alkyl;

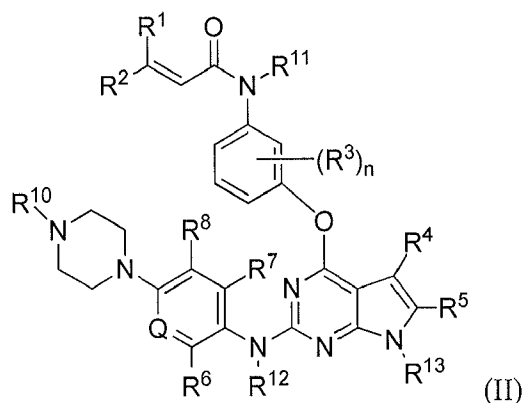
R¹² is selected from hydrogen and C₁₋₆ alkyl; and

R¹³ is selected from hydrogen, C₁₋₆ alkyl, C₁₋₆ acyl, SO₂-C₁₋₆alkyl, C₃₋₇ cycloalkyl, and C₆₋₂₀ aryl,

wherein each alkyl or aryl is unsubstituted or substituted with hydroxyl, C₁₋₆ alkoxy, or halo;

or a pharmaceutically acceptable salt thereof.

3. The compound of claim 1, wherein the compound is a compound of Formula (II):



wherein

R¹ and R² are independently selected from hydrogen, halo, C₁₋₆ alkyl, and C₁₋₆ haloalkyl;

R³ is selected from halo, hydroxyl, C₁₋₆ alkyl, C₁₋₆ alkoxy, cyano, and nitro;

n is a number from zero to 4;

R⁴ is selected from hydrogen, C₁₋₆ alkyl, C₃₋₇ cycloalkyl, and -NR²²R²³;

wherein the alkyl or cycloalkyl is unsubstituted or substituted with hydroxyl or amino; and

each R²² and R²³ are independently selected from hydrogen and C₁₋₆ alkyl or R²² and R²³ may be joined to form a 3 to 10 membered ring;

R⁵ is selected from hydrogen and C₁₋₆ alkyl;

R⁶ is selected from hydrogen, halo, C₁₋₆ alkyl, C₁₋₆ haloalkyl, C₂₋₆ alkoxy, C₁₋₆ haloalkoxy, hydroxyl, cyano, and nitro;

R⁷ is selected from hydrogen, halo, C₁₋₆ alkyl, C₁₋₆ haloalkyl, C₂₋₆ alkoxy, C₁₋₆ haloalkoxy, hydroxyl, cyano, and nitro;

R⁸ is selected from hydrogen, halo, C₁₋₆ alkyl, C₁₋₆ haloalkyl, C₁₋₆ alkoxy, C₁₋₆ haloalkoxy, hydroxyl, cyano, and

nitro;
Q is CR⁹ or N;

5

where R⁹ is selected from hydrogen, halo, C₁₋₆ alkyl, C₁₋₆ haloalkyl, C₁₋₆ alkoxy, C₁₋₆ haloalkoxy, hydroxyl, cyano, and nitro;

R¹⁰ is selected from hydrogen and C₁₋₆ alkyl;

R¹¹ is selected from hydrogen and C₁₋₆ alkyl;

R¹² is selected from hydrogen and C₁₋₆ alkyl; and

10 R¹³ is selected from hydrogen, C₁₋₆ alkyl, and C₆₋₂₀ aryl, wherein each alkyl or aryl is unsubstituted or substituted with hydroxyl, C₁₋₆ alkoxy, or halo; or a pharmaceutically acceptable salt thereof.

4. The compound of claim 1, wherein X¹ is O or NH.

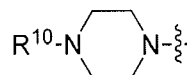
15

5. The compound of any one of claims 1 to 4, wherein R¹ and R² are each hydrogen.

6. The compound of any one of claims 1 to 5, wherein n is zero.

20

7. The compound of claim 1, wherein -NR¹⁸R¹⁹ is



25

8. The compound of any one of claims 1 to 7, wherein R¹⁰ is methyl.

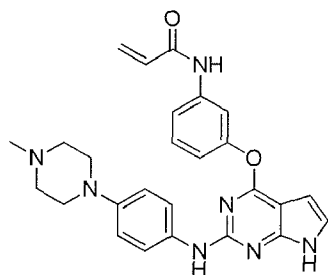
9. The compound of any one of claims 1 to 8, wherein Q is CR⁹.

30

10. The compound of claim 9, wherein R⁹ is hydrogen or fluoro.

11. The compound of claim 1, wherein the compound is selected from the group consisting of:

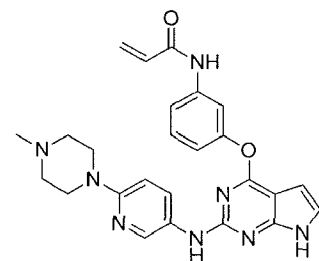
35



N-(3-((2-((4-(4-methylpiperazin-1-yl)phenyl)amino)-7H-pyrrolo[2,3-d]pyrimidin-4-yl)oxy)phenyl)acrylamide

40

45



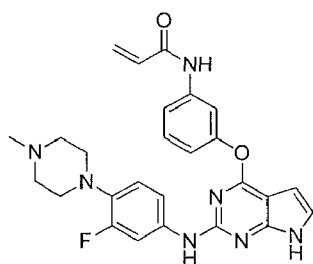
N-(3-((2-((6-(4-methylpiperazin-1-yl)pyridin-3-yl)amino)-7H-pyrrolo[2,3-d]pyrimidin-4-yl)oxy)phenyl)acrylamide

50

55

(continued)

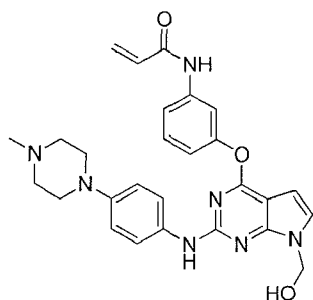
5



N-(3-((2-((3-fluoro-4-(4-methylpiperazin-1-yl)phenyl)amino)-7H-pyrrolo[2,3-d]pyrimidin-4-yl)oxy)phenyl)acrylamide

10

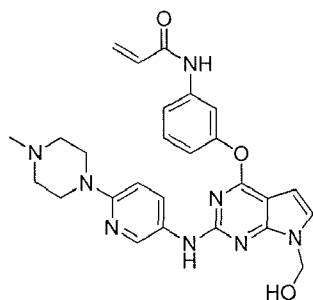
15



N-(3-((7-(hydroxymethyl)-2-((4-(4-methylpiperazin-1-yl)phenyl)amino)-7H-pyrrolo[2,3-d]pyrimidin-4-yl)oxy)phenyl)acrylamide

20

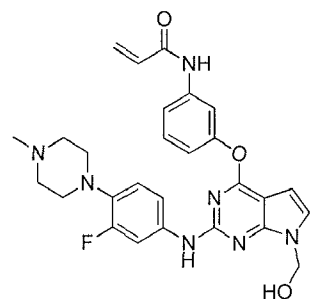
25



N-(3-((7-(hydroxymethyl)-2-((6-(4-methylpiperazin-1-yl)pyridin-3-yl)amino)-7H-pyrrolo[2,3-d]pyrimidin-4-yl)oxy)phenyl)acrylamide

30

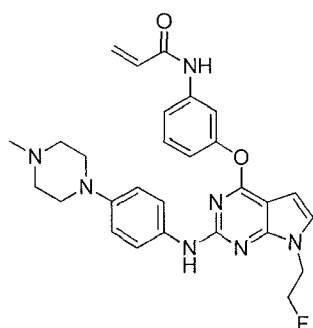
35



N-(3-((2-((3-fluoro-4-(4-methylpiperazin-1-yl)phenyl)amino)-7-(hydroxymethyl)-7H-pyrrolo[2,3-d]pyrimidin-4-yl)oxy)phenyl)acrylamide

40

45



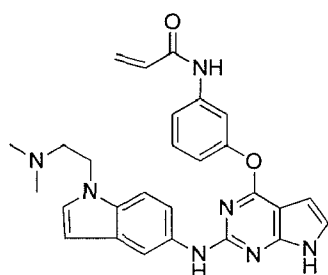
N-(3-((7-(2-fluoroethyl)-2-((4-(4-methylpiperazin-1-yl)phenyl)amino)-7H-pyrrolo[2,3-d]pyrimidin-4-yl)oxy)phenyl)acrylamide

50

55

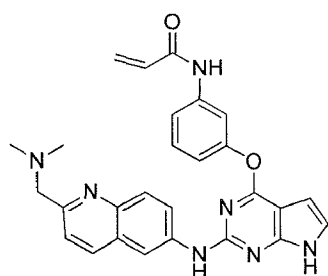
(continued)

5



N-(3-((2-((1-(2-(dimethylamino)ethyl)-1H-indol-5-yl)amino)-7H-pyrrolo[2,3-d]pyrimidin-4-yl)oxy)phenyl)acrylamide

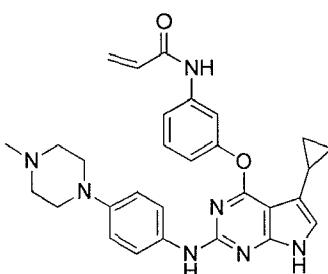
10



N-(3-((2-((2-(dimethylamino)methyl)quinolin-6-yl)amino)-7H-pyrrolo[2,3-d]pyrimidin-4-yl)oxy)phenyl)acrylamide

15

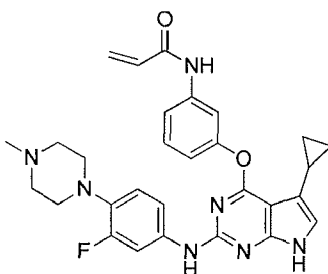
20



N-(3-((5-cyclopropyl-2-((4-(4-methylpiperazin-1-yl)phenyl)amino)-7H-pyrrolo[2,3-d]pyrimidin-4-yl)oxy)phenyl)acrylamide

25

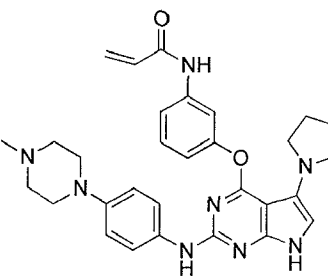
30



N-(3-((5-cyclopropyl-2-((3-fluoro-4-(4-methylpiperazin-1-yl)phenyl)amino)-7H-pyrrolo[2,3-d]pyrimidin-4-yl)oxy)phenyl)acrylamide

35

40



N-(3-((2-((4-(4-methylpiperazin-1-yl)phenyl)amino)-5-(pyrrolidin-1-yl)-7H-pyrrolo[2,3-d]pyrimidin-4-yl)oxy)phenyl)acrylamide

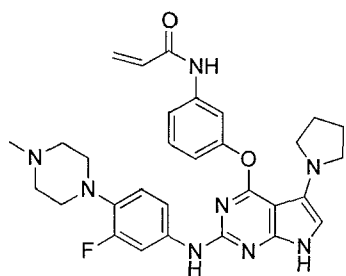
45

50

55

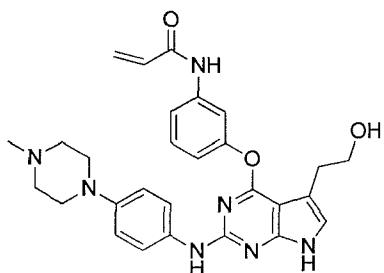
(continued)

5



N-(3-((2-((3-fluoro-4-(4-methylpiperazin-1-yl)phenyl)amino)-5-(pyrrolidin-1-yl)-7H-pyrrolo[2,3-d]pyrimidin-4-yl)oxy)phenyl)acrylamide

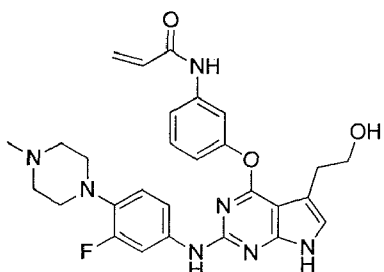
10



N-(3-((5-(2-hydroxyethyl)-2-((4-(4-methylpiperazin-1-yl)phenyl)amino)-7H-pyrrolo[2,3-d]pyrimidin-4-yl)oxy)phenyl)acrylamide

15

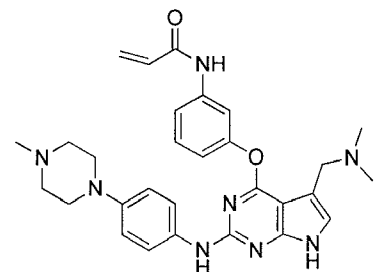
20



N-(3-((2-((3-fluoro-4-(4-methylpiperazin-1-yl)phenyl)amino)-5-(2-hydroxyethyl)-7H-pyrrolo[2,3-d]pyrimidin-4-yl)oxy)phenyl)acrylamide

25

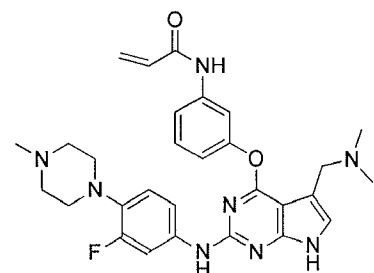
30



N-(3-((5-((dimethylamino)methyl)-2-((4-(4-methylpiperazin-1-yl)phenyl)amino)-7H-pyrrolo[2,3-d]pyrimidin-4-yl)oxy)phenyl)acrylamide

35

40



N-(3-((5-((dimethylamino)methyl)-2-((3-fluoro-4-(4-methylpiperazin-1-yl)phenyl)amino)-7H-pyrrolo[2,3-d]pyrimidin-4-yl)oxy)phenyl)acrylamide

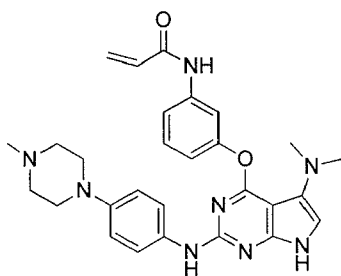
45

50

55

(continued)

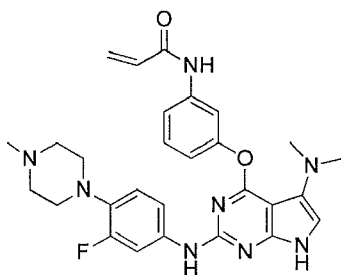
5



N-(3-((5-(dimethylamino)-2-((4-(4-methylpiperazin-1-yl)phenyl)amino)-7H-pyrrolo[2,3-d]pyrimidin-4-yl)oxy)phenyl)acrylamide

10

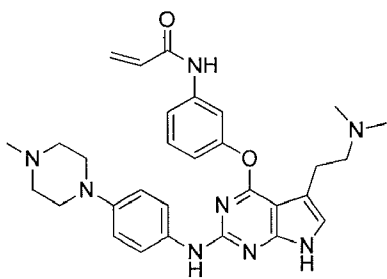
15



N-(3-((5-(dimethylamino)-2-((3-fluoro-4-(4-methylpiperazin-1-yl)phenyl)amino)-7H-pyrrolo[2,3-d]pyrimidin-4-yl)oxy)phenyl)acrylamide

20

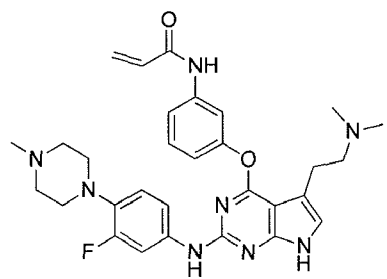
25



N-(3-((5-(2-(dimethylamino)ethyl)-2-((4-(4-methylpiperazin-1-yl)phenyl)amino)-7H-pyrrolo[2,3-d]pyrimidin-4-yl)oxy)phenyl)acrylamide

30

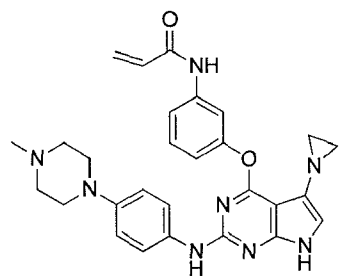
35



N-(3-((5-(2-(dimethylamino)ethyl)-2-((3-fluoro-4-(4-methylpiperazin-1-yl)phenyl)amino)-7H-pyrrolo[2,3-d]pyrimidin-4-yl)oxy)phenyl)acrylamide

40

45



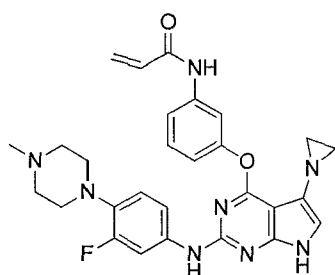
N-(3-((5-(aziridin-1-yl)-2-((4-(4-methylpiperazin-1-yl)phenyl)amino)-7H-pyrrolo[2,3-d]pyrimidin-4-yl)oxy)phenyl)acrylamide

50

55

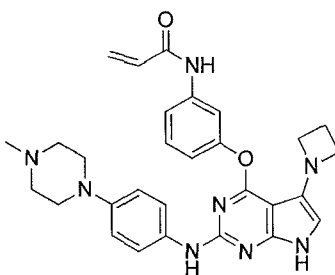
(continued)

5



N-(3-((5-(aziridin-1-yl)-2-((3-fluoro-4-(4-methylpiperazin-1-yl)phenyl)amino)-7H-pyrrolo[2,3-d]pyrimidin-4-yl)oxy)phenyl)acrylamide

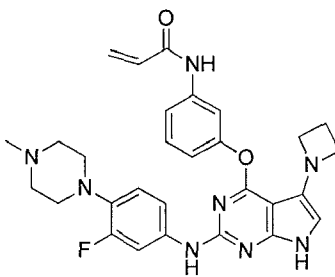
10



N-(3-((5-(azetidin-1-yl)-2-((4-(4-methylpiperazin-1-yl)phenyl)amino)-7H-pyrrolo[2,3-d]pyrimidin-4-yl)oxy)phenyl)acrylamide

15

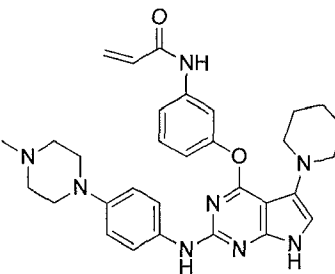
20



N-(3-((5-(azetidin-1-yl)-2-((3-fluoro-4-(4-methylpiperazin-1-yl)phenyl)amino)-7H-pyrrolo[2,3-d]pyrimidin-4-yl)oxy)phenyl)acrylamide

25

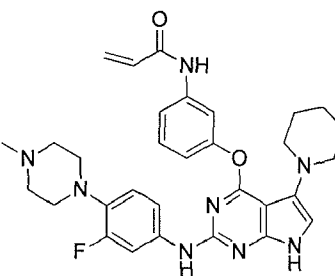
30



N-(3-((2-((4-(4-methylpiperazin-1-yl)phenyl)amino)-5-(piperidin-1-yl)-7H-pyrrolo[2,3-d]pyrimidin-4-yl)oxy)phenyl)acrylamide

35

40



N-(3-((2-((3-fluoro-4-(4-methylpiperazin-1-yl)phenyl)amino)-5-(piperidin-1-yl)-7H-pyrrolo[2,3-d]pyrimidin-4-yl)oxy)phenyl)acrylamide

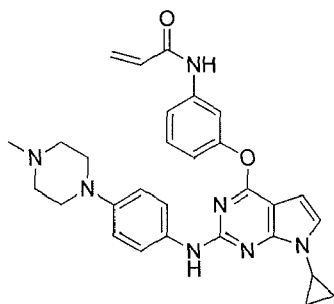
45

50

55

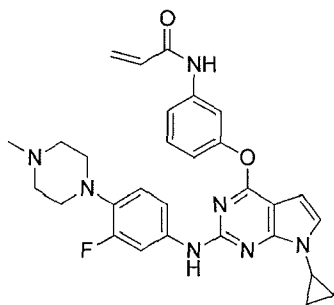
(continued)

5



N-(3-((7-cyclopropyl-2-((4-(4-methylpiperazin-1-yl)phenyl)amino)-7H-pyrrolo[2,3-d]pyrimidin-4-yl)oxy)phenyl)acrylamide

10

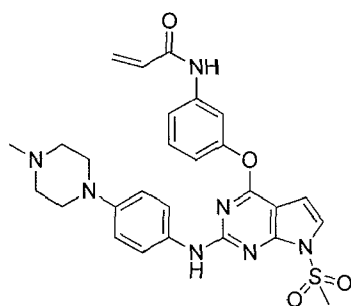


N-(3-((7-cyclopropyl-2-((3-fluoro-4-(4-methylpiperazin-1-yl)phenyl)amino)-7H-pyrrolo[2,3-d]pyrimidin-4-yl)oxy)phenyl)acrylamide

15

20

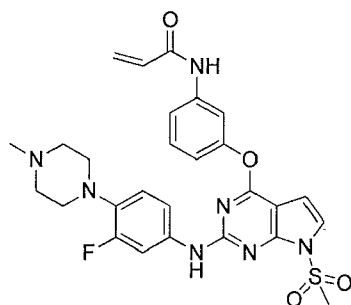
25



N-(3-((2-((4-(4-methylpiperazin-1-yl)phenyl)amino)-7-(methylsulfonyl)-7H-pyrrolo[2,3-d]pyrimidin-4-yl)oxy)phenyl)acrylamide

30

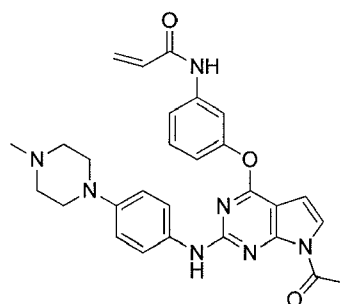
35



N-(3-((2-((3-fluoro-4-(4-methylpiperazin-1-yl)phenyl)amino)-7-(methylsulfonyl)-7H-pyrrolo[2,3-d]pyrimidin-4-yl)oxy)phenyl)acrylamide

40

45



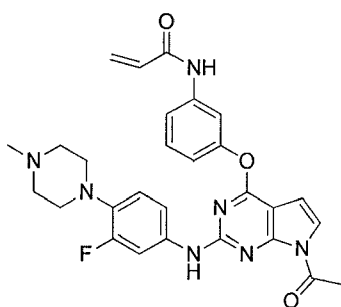
N-(3-((7-acetyl-2-((4-(4-methylpiperazin-1-yl)phenyl)amino)-7H-pyrrolo[2,3-d]pyrimidin-4-yl)oxy)phenyl)acrylamide

50

55

(continued)

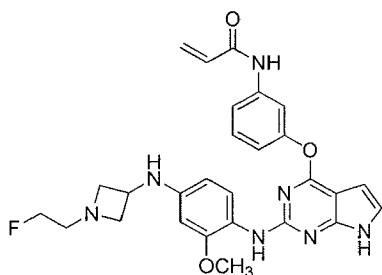
5



N-(3-((7-acetyl-2-((3-fluoro-4-(4-methylpiperazin-1-yl)phenyl)amino)-7H-pyrrolo[2,3-d]pyrimidin-4-yl)oxy)phenyl)acrylamide

10

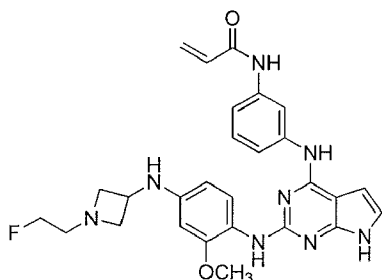
15



N-(3-(2-(4-(1-(2-fluoroethyl)azetidin-3-ylamino)-2-methoxyphenylamino)-7H-pyrrolo[2,3-d]pyrimidin-4-yl)oxy)phenyl)acrylamide

20

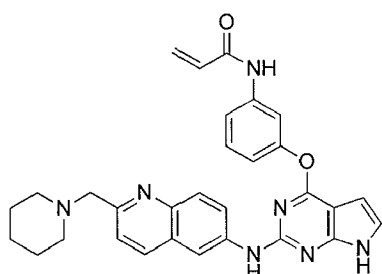
25



N-(3-(2-(4-(1-(2-fluoroethyl)azetidin-3-ylamino)-2-methoxyphenylamino)-7H-pyrrolo[2,3-d]pyrimidin-4-yl)amino)phenyl)acrylamide; and

30

35



N-(3-((2-((2-(piperidin-1-ylmethyl)quinolin-6-yl)amino)-7H-pyrrolo[2,3-d]pyrimidin-4-yl)oxy)phenyl)acrylamide

40

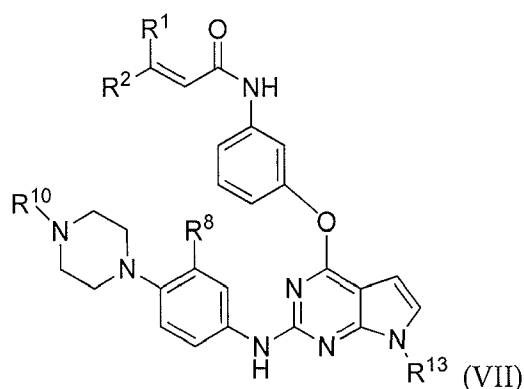
and pharmaceutically acceptable salts thereof.

45

12. The compound of claim 1, wherein the compound is a compound of Formula (VII):

50

55



15 wherein

17 R^1 and R^2 are independently selected from hydrogen, halo, C_{1-6} alkyl, and C_{1-6} haloalkyl;
 18 R^8 is selected from halo, C_{1-6} alkyl, C_{1-6} haloalkyl, C_{1-6} alkoxy, C_{1-6} haloalkoxy, hydroxyl, cyano, and nitro;
 19 R^{10} is C_{1-6} alkyl; and
 20 R^{13} is hydrogen or C_{1-6} alkyl;
 21 or a pharmaceutically acceptable salt thereof.

22 13. A pharmaceutical composition comprising (a) at least one compound of any of claims 1 to 12 or a pharmaceutically acceptable salt thereof, and (b) a pharmaceutically acceptable carrier or excipient.

23 14. The compound of any one of claims 1 to 12, or a pharmaceutically acceptable salt thereof, or the pharmaceutical composition of claim 13, for use in the treatment or prevention of a proliferation disorder, cancer, a tumor, an inflammatory disease, an autoimmune disease, psoriasis, dry eye or an immunologically related disease.

24 15. The compound or pharmaceutical composition for use of claim 14, wherein the proliferation disorder is selected from the group consisting of sarcoma, epidermoid cancer, fibrosarcoma, cervical cancer, gastric carcinoma, skin cancer, leukemia, lymphoma, lung cancer, non-small cell lung cancer, colon cancer, CNS cancer, melanoma, ovarian cancer, renal cancer, prostate cancer, breast cancer, liver cancer, head and neck cancers, and pancreatic cancer.

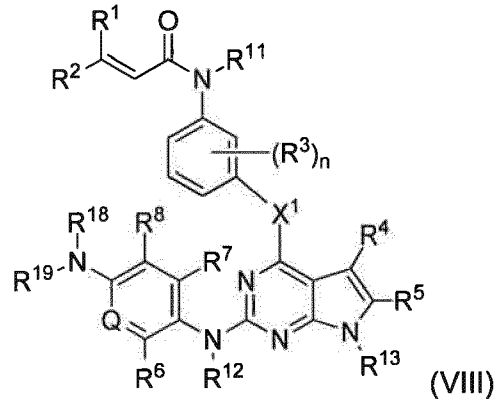
25 16. The compound of claim 1, wherein the compound is N-(3-((2-((3-fluoro-4-(4-methylpiperazin-1-yl)phenyl)amino)-7H-pyrrolo[2,3-d]pyrimidin-4-yl)oxy)phenyl)acrylamide or a pharmaceutically acceptable salt thereof.

26 17. The compound of claim 16, wherein the compound is N-(3-((2-((3-fluoro-4-(4-methylpiperazin-1-yl)phenyl)amino)-7H-pyrrolo[2,3-d]pyrimidin-4-yl)oxy)phenyl)acrylamide hydrochloride salt or maleate salt.

27 18. A combination of a compound according to any one of claims 1 to 12, or a pharmaceutically acceptable salt thereof, and a second prophylactic or therapeutic agent for use in the treatment or prevention of a proliferation disorder, a cancer, a tumor, an inflammatory disease, an autoimmune disease, psoriasis, dry eye, or an immunologically related disease in a subject.

Patentansprüche

28 1. Verbindung der Formel (VIII):



15 in welcher

X¹ O, NH, S, CH₂, oder CF₂ ist;

R¹ und R² unabhängig voneinander ausgewählt sind aus Wasserstoff, Halogen, C₁₋₆-Alkyl, und C₁₋₆-Halogenalkyl;

20 R³ ausgewählt ist aus Halogen, Hydroxyl, C₁₋₆-Alkyl, C₁₋₆-Alkoxy, Cyano, und Nitro;

n eine Zahl von null bis 4 ist;

R⁴ ausgewählt ist aus Wasserstoff, C₁₋₆-Alkyl, C₃₋₇-Cycloalkyl, und -NR²²R²³;

wobei das Alkyl oder Cycloalkyl unsubstituiert oder substituiert ist mit Hydroxyl oder Amino; und

25 R²² und R²³ jeweils unabhängig voneinander ausgewählt sind aus Wasserstoff und C₁₋₆-Alkyl, oder R²² und R²³ zur Bildung eines 3er- bis 10er-Rings verbunden sein können;

R⁵ ausgewählt ist aus Wasserstoff und C₁₋₆-Alkyl;

30 R⁶ ausgewählt ist aus Wasserstoff, Halogen, C₁₋₆-Alkyl, C₁₋₆-Halogenalkyl, C₁₋₆-Alkoxy, C₁₋₆-Halogenalkoxy, Hydroxyl, Cyano, und Nitro;

R⁷ ausgewählt ist aus Wasserstoff, Halogen, C₁₋₆-Alkyl, C₁₋₆-Halogenalkyl, C₁₋₆-Alkoxy, C₁₋₆-Halogenalkoxy, Hydroxyl, Cyano, und Nitro;

R⁸ ausgewählt ist aus Wasserstoff, Halogen, C₁₋₆-Alkyl, C₁₋₆-Halogenalkyl, C₁₋₆-Alkoxy, C₁₋₆-Halogenalkoxy, Hydroxyl, Cyano, und Nitro;

35 Q CR⁹ oder N ist;

wobei R⁹ ausgewählt ist aus Wasserstoff, Halogen, C₁₋₆-Alkyl, C₁₋₆-Halogenalkyl, C₁₋₆-Alkoxy, C₁₋₆-Halogenalkoxy, Hydroxyl, Cyano, und Nitro;

40 R¹¹ ausgewählt ist aus Wasserstoff und C₁₋₆-Alkyl;

R¹² ausgewählt ist aus Wasserstoff und C₁₋₆-Alkyl;

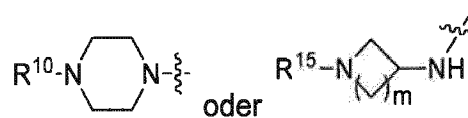
R¹³ ausgewählt ist aus Wasserstoff C₁₋₆-Alkyl, C₁₋₆-Acyl, SO₂-C₁₋₆-Alkyl, C₃₋₇-Cycloalkyl,

und C₆₋₂₀-Aryl,

45 wobei jedes Alkyl oder Aryl unsubstituiert oder substituiert ist mit Hydroxyl, C₁₋₆-Alkoxy, oder Halogen; und

-NR¹⁸R¹⁹

(a)



ist;

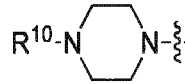
wobei R¹⁰ ausgewählt ist aus Wasserstoff und C₁₋₆-Alkyl;

EP 2 880 035 B9

R¹⁵ unsubstituiertes Methyl oder C₂₋₄-Alkyl ist, unsubstituiert oder substituiert mit Hydroxy, Methoxy, oder Halogen; und
m 1 oder 2 ist;

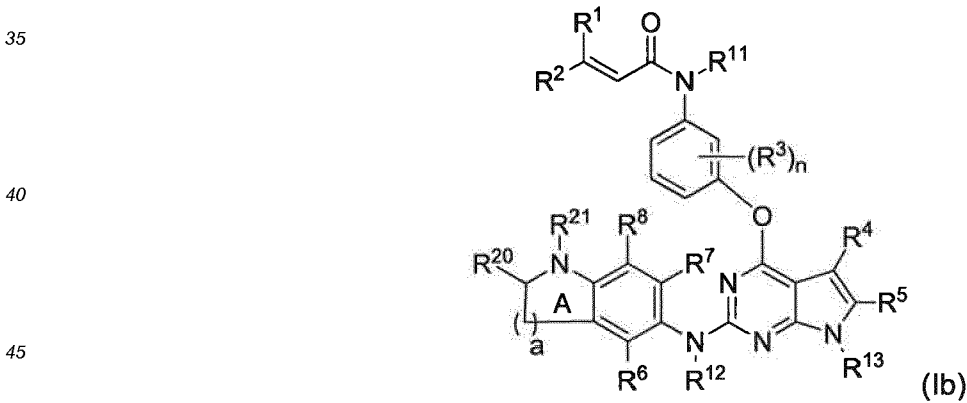
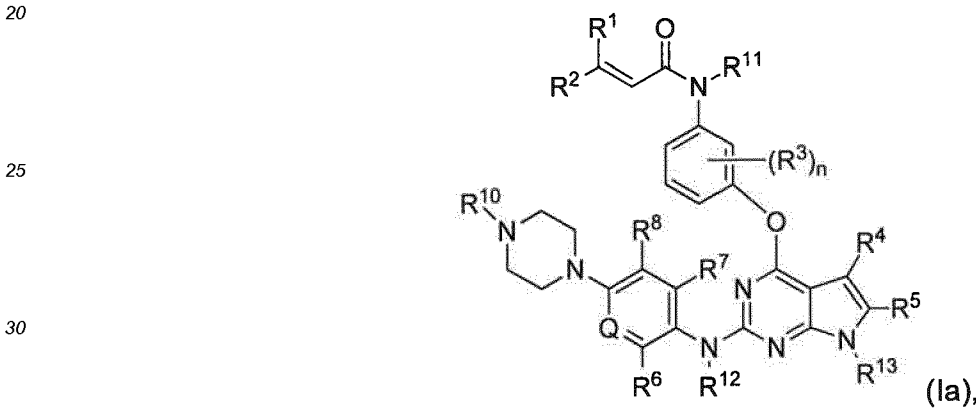
5 oder
(b) ist, wobei R¹⁹ und R⁹ zusammen genommen einen 5er- oder 6er Heteroarylring bilden, der optional mit C₁₋₆-Alkyl substituiert ist, welches unsubstituiert oder substituiert ist mit Amino, Hydroxyl, oder Halogen; und R¹⁸ ist Wasserstoff oder C₁₋₆-Alkyl, oder fehlt, um die Valenz des Heteroarylring zu erfüllen;

10 unter der Voraussetzung, dass weder R⁶ noch R⁷ Methoxy sind, wenn -NR¹⁸R¹⁹



15 ist; oder ein pharmazeutisch akzeptierbares Salz hiervon.

2. Die Verbindung nach Anspruch 1, wobei die Verbindung eine Verbindung der Formel (Ia) oder (Ib) ist:



in welchen

50 R¹ und R² unabhängig voneinander ausgewählt sind aus Wasserstoff, Halogen, C₁₋₆-Alkyl, und C₁₋₆-Haloalkyl;
R³ ausgewählt ist aus Halogen, Hydroxyl, C₁₋₆-Alkyl, C₁₋₆-Alkoxy, Cyano, und Nitro;
n eine Zahl von null bis 4 ist;
R⁴ ausgewählt ist aus Wasserstoff, C₁₋₆-Alkyl, C₃₋₇-Cycloalkyl, und -NR²²R²³;

55 wobei das Alkyl oder Cycloalkyl unsubstituiert oder substituiert ist mit Hydroxyl oder Amino; und
R²² und R²³ jeweils unabhängig voneinander ausgewählt sind aus Wasserstoff und C₁₋₆-Alkyl, oder R²²
und R²³ zur Bildung eines 3er- bis 10er-Rings verbunden sein können;

EP 2 880 035 B9

R⁵ ausgewählt ist aus Wasserstoff und C₁₋₆-Alkyl;
 R⁶ ausgewählt ist aus Wasserstoff, Halogen, C₁₋₆-Alkyl, C₁₋₆-Haloalkyl, C₂₋₆-Alkoxy, C₁₋₆-Haloalkoxy, Hydroxyl,
 Cyano, und Nitro;
 R⁷ ausgewählt ist aus Wasserstoff, Halogen, C₁₋₆-Alkyl, C₁₋₆-Haloalkyl, C₂₋₆-Alkoxy, C₁₋₆-Haloalkoxy, Hydroxyl,
 Cyano, und Nitro;
 R⁸ ausgewählt ist aus Wasserstoff, Halogen, C₁₋₆-Alkyl, C₁₋₆-Haloalkyl, C₂₋₆-Alkoxy, C₁₋₆-Haloalkoxy, Hydroxyl,
 Cyano, und Nitro;
 Q CR⁹ oder N ist;

wobei R⁹ ausgewählt ist aus Wasserstoff, Halogen, C₁₋₆-Alkyl, C₁₋₆-Haloalkyl, C₂₋₆-Alkoxy, C₁₋₆-Haloalkoxy,
 Hydroxyl, Cyano, und Nitro;

R¹⁰ ausgewählt ist aus Wasserstoff und C₁₋₆-Alkyl;
 a eins oder zwei ist;
 der Ring A ein aromatischer Ring ist;
 R²⁰ und R²¹ unabhängig voneinander ausgewählt sind aus Wasserstoff und C₁₋₆-Alkyl;

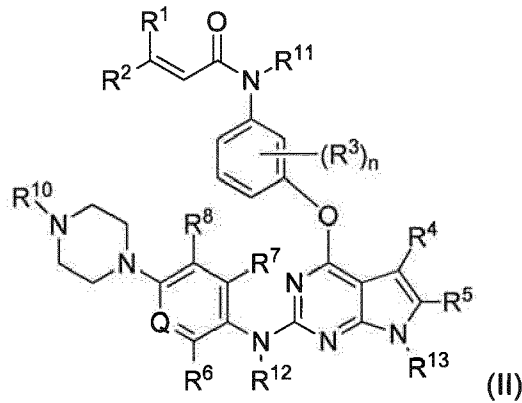
wobei das Alkyl unsubstituiert oder substituiert ist mit Amino, Hydroxyl, oder Halogen;
 wobei R²¹ fehlen kann, sofern zur Erfüllung der Valenz notwendig;

R¹¹ ausgewählt ist aus Wasserstoff und C₁₋₆-Alkyl;
 R¹² ausgewählt ist aus Wasserstoff und C₁₋₆-Alkyl; und
 R¹³ ausgewählt ist aus Wasserstoff und C₁₋₆-Alkyl, C₁₋₆-Acyl, SO₂-C₁₋₆-Alkyl, C₃₋₇-Cycloalkyl, und C₆₋₂₀-Aryl,

wobei jedes Alkyl oder Aryl unsubstituiert oder substituiert ist mit Hydroxyl, C₁₋₆-Alkoxy, oder Halogen;

oder ein pharmazeutisch akzeptierbares Salz hiervon.

3. Die Verbindung nach Anspruch 1, wobei die Verbindung eine Verbindung der Formel (II) ist:



in welcher

R¹ und R² unabhängig voneinander ausgewählt sind aus Wasserstoff, Halogen, C₁₋₆-Alkyl, und C₁₋₆-Halogenalkyl;

R³ ausgewählt ist aus Halogen, Hydroxyl, C₁₋₆-Alkyl, C₁₋₆-Alkoxy, Cyano, und Nitro;

n eine Zahl von null bis 4 ist;

R⁴ ausgewählt ist aus Wasserstoff, C₁₋₆-Alkyl, C₃₋₇-Cycloalkyl, und -NR²²R²³;

wobei das Alkyl oder Cycloalkyl unsubstituiert oder substituiert ist mit Hydroxyl oder Amino; und
 R²² und R²³ jeweils unabhängig voneinander ausgewählt sind aus Wasserstoff und C₁₋₆-Alkyl, oder R²²
 und R²³ können zur Bildung eines 3er- bis 10er-Rings verbunden sein;

R⁵ ausgewählt ist aus Wasserstoff und C₁₋₆-Alkyl;

R⁶ ausgewählt ist aus Wasserstoff, Halogen, C₁₋₆-Alkyl, C₁₋₆-Halogenalkyl, C₁₋₆-Alkoxy, C₁₋₆-Halogenalkoxy,

EP 2 880 035 B9

Hydroxyl, Cyano, und Nitro;

R⁷ ausgewählt ist aus Wasserstoff, Halogen, C₁₋₆-Alkyl, C₁₋₆-Halogenalkyl, C₁₋₆-Alkoxy, C₁₋₆-Halogenalkoxy, Hydroxyl, Cyano, und Nitro;

R⁸ ausgewählt ist aus Wasserstoff, Halogen, C₁₋₆-Alkyl, C₁₋₆-Halogenalkyl, C₁₋₆-Alkoxy, C₁₋₆-Halogenalkoxy, Hydroxyl, Cyano, und Nitro;

Q CR⁹ oder N ist;

wobei R⁹ ausgewählt ist aus Wasserstoff, Halogen, C₁₋₆-Alkyl, C₁₋₆-Halogenalkyl, C₁₋₆-Alkoxy, C₁₋₆-Halogenalkoxy, Hydroxyl, Cyano, und Nitro;

R¹⁰ ausgewählt ist aus Wasserstoff und C₁₋₆-Alkyl;

R¹¹ ausgewählt ist aus Wasserstoff und C₁₋₆-Alkyl;

R¹² ausgewählt ist aus Wasserstoff und C₁₋₆-Alkyl; und

R¹³ ausgewählt ist aus Wasserstoff, C₁₋₆-Alkyl, und C₆₋₂₀-Aryl,

wobei jedes Alkyl oder Aryl unsubstituiert oder substituiert ist mit Hydroxyl, C₁₋₆-Alkoxy, oder Halogen;

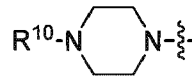
oder ein pharmazeutisch akzeptierbares Salz hiervon.

4. Die Verbindung nach Anspruch 1, in welcher X¹ O oder NH ist.

5. Die Verbindung nach einem der Ansprüche 1 bis 4, in welcher R¹ und R² jeweils Wasserstoff sind.

6. Die Verbindung nach einem der Ansprüche 1 bis 5, in welcher n null ist.

7. Die Verbindung nach Anspruch 1, in welcher -NR¹⁸R¹⁹



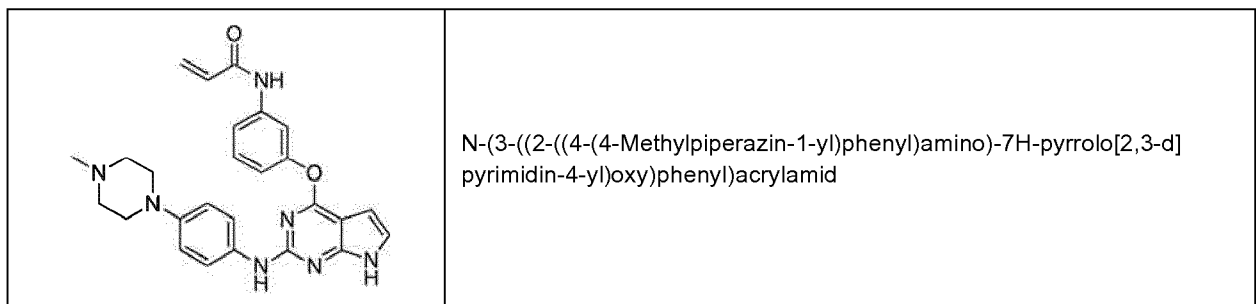
ist.

8. Die Verbindung nach einem der Ansprüche 1 bis 7, in welcher R¹⁰ Methyl ist.

9. Die Verbindung nach einem der Ansprüche 1 bis 8, in welcher Q CR⁹ ist.

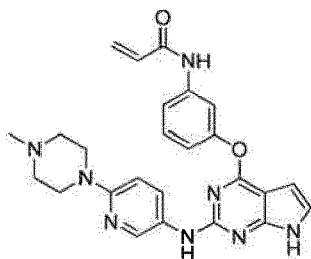
10. Die Verbindung nach Anspruch 9, in welcher R⁹ Wasserstoff oder Fluor ist.

11. Die Verbindung nach Anspruch 1, in welcher die Verbindung ausgewählt ist aus der Gruppe bestehend aus:



(fortgesetzt)

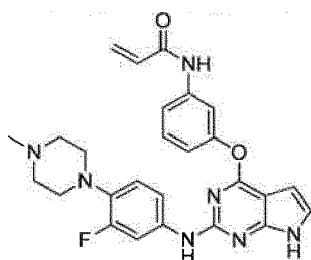
5



N-(3-((2-((6-(4-Methylpiperazin-1-yl)pyridin-3-yl)amino)-7H-pyrrolo[2,3-d]pyrimidin-4-yl)oxy)phenyl)acrylamid

10

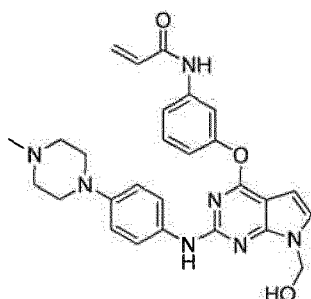
15



N-(3-((2-((3-Fluor-4-(4-methylpiperazin-1-yl)phenyl)amino)-7H-pyrrolo[2,3-d]pyrimidin-4-yl)oxy)phenyl)acrylamid

20

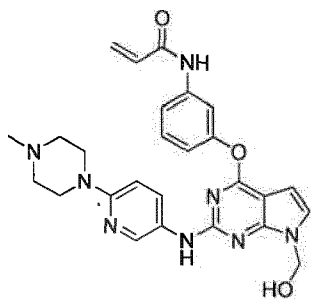
25



N-(3-((7-(Hydroxymethyl)-2-((4-(4-methylpiperazin-1-yl)phenyl)amino)-7H-pyrrolo[2,3-d]pyrimidin-4-yl)oxy)phenyl)acrylamid

30

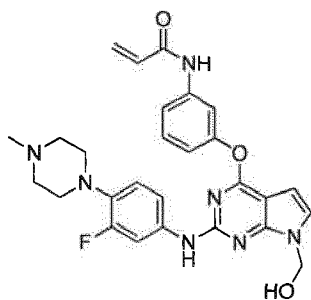
35



N-(3-((7-(Hydroxymethyl)-2-((6-(4-methylpiperazin-1-yl)pyridin-3-yl)amino)-7H-pyrrolo[2,3-d]pyrimidin-4-yl)oxy)phenyl)acrylamid

40

45



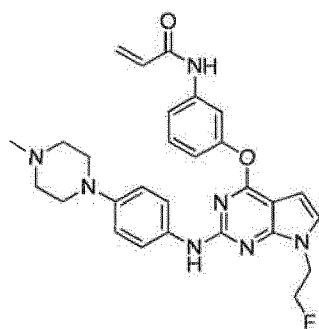
N-(3-((2-((3-Fluor-4-(4-methylpiperazin-1-yl)phenyl)amino)-7-(hydroxymethyl)-7H-pyrrolo[2,3-d]pyrimidin-4-yl)oxy)phenyl)acrylamid

50

55

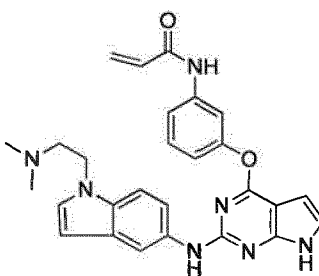
(fortgesetzt)

5



N-(3-((7-(2-Fluorethyl)-2-((4-(4-methylpiperazin-1-yl)phenyl)amino)-7H-pyrrolo[2,3-d]pyrimidin-4-yl)oxy)phenyl)acrylamid

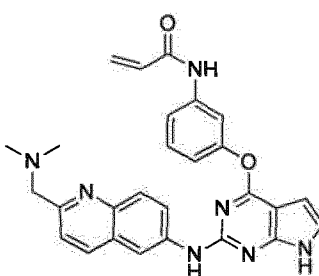
10



N-(3-((1-(2-(Dimethylamino)ethyl)-1H-indol-5-yl)amino)-7H-pyrrolo[2,3-d]pyrimidin-4-yl)oxy)phenyl)acrylamid

15

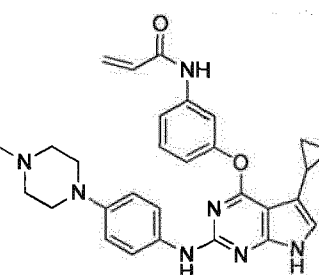
20



N-(3-((2-((Dimethylamino)methyl)quinolin-6-yl)amino)-7H-pyrrolo[2,3-d]pyrimidin-4-yl)oxy)phenyl)acrylamid

25

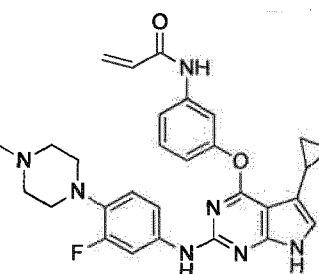
30



N-(3-((5-Cyclopropyl-2-((4-(4-methylpiperazin-1-yl)phenyl)amino)-7H-pyrrolo[2,3-d]pyrimidin-4-yl)oxy)phenyl)acrylamid

35

40



N-(3-((5-Cyclopropyl-2-((3-fluor-4-(4-methylpiperazin-1-yl)phenyl)amino)-7H-pyrrolo[2,3-d]pyrimidin-4-yl)oxy)phenyl)acrylamid

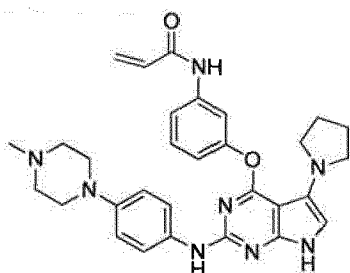
45

50

55

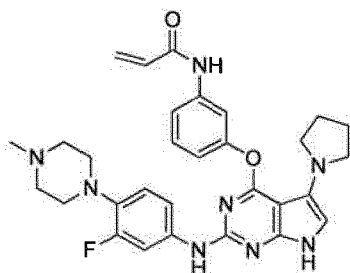
(fortgesetzt)

5



N-(3-((2-((4-(4-Methylpiperazin-1-yl)phenyl)amino)-5-(pyrrolidin-1-yl)-7H-pyrrolo[2,3-d]pyrimidin-4-yl)oxy)phenyl)acrylamid

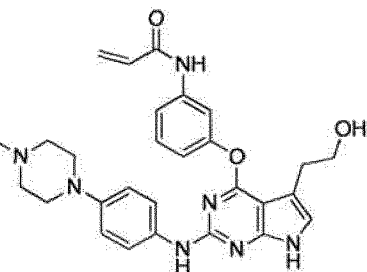
10



N-(3-((2-((3-Fluor-4-(4-methylpiperazin-1-yl)phenyl)amino)-5-(pyrrolidin-1-yl)-7H-pyrrolo[2,3-d]pyrimidin-4-yl)oxy)phenyl)acrylamid

15

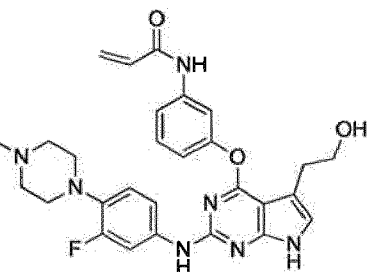
20



N-(3-((2-(2-Hydroxyethyl)-2-((4-(4-methylpiperazin-1-yl)phenyl)amino)-7H-pyrrolo[2,3-d]pyrimidin-4-yl)oxy)phenyl)acrylamid

25

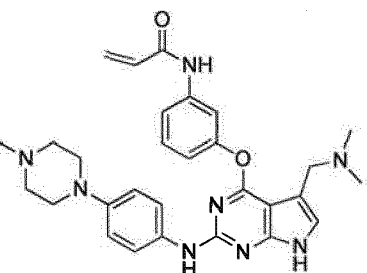
30



N-(3-((2-((3-Fluoro-4-(4-methylpiperazin-1-yl)phenyl)amino)-5-(2-hydroxyethyl)-7H-pyrrolo[2,3-d]pyrimidin-4-yl)oxy)phenyl)acrylamid

35

40



N-(3-((5-((Dimethylamino)methyl)-2-((4-(4-methylpiperazin-1-yl)phenyl)amino)-7H-pyrrolo[2,3-d]pyrimidin-4-yl)oxy)phenyl)acrylamid

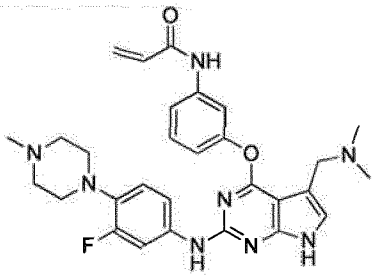
45

50

55

(fortgesetzt)

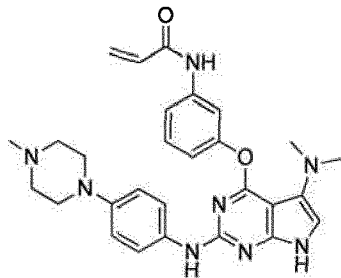
5



10

N-(3-((5-((Dimethylamino)methyl)-2-((3-fluor-4-(4-methylpiperazin-1-yl)phenyl)amino)-7H-pyrrolo[2,3-d]pyrimidin-4-yl)oxy)phenyl)acrylamid

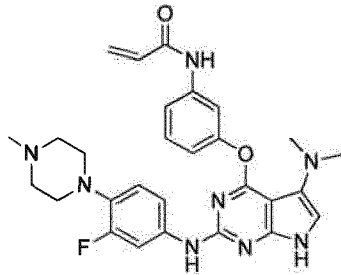
15



20

N-(3-((5-(Dimethylamino)-2-((4-(4-methylpiperazin-1-yl)phenyl)amino)-7H-pyrrolo[2,3-d]pyrimidin-4-yl)oxy)phenyl)acrylamid

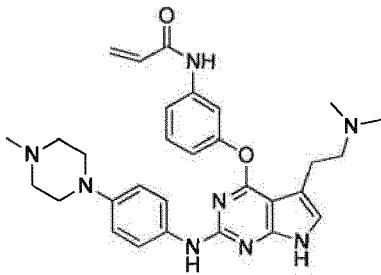
25



30

N-(3-((5-(Dimethylamino)-2-((3-fluor-4-(4-methylpiperazin-1-yl)phenyl)amino)-7H-pyrrolo[2,3-d]pyrimidin-4-yl)oxy)phenyl)acrylamid

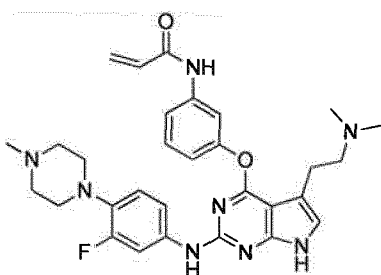
35



40

N-(3-((5-(2-(Dimethylamino)ethyl)-2-((4-(4-methylpiperazin-1-yl)phenyl)amino)-7H-pyrrolo[2,3-d]pyrimidin-4-yl)oxy)phenyl)acrylamid

45



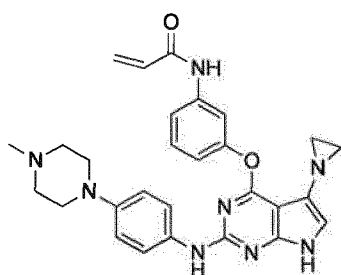
50

N-(3-((5-(2-(Dimethylamino)ethyl)-2-((3-fluor-4-(4-methylpiperazin-1-yl)phenyl)amino)-7H-pyrrolo[2,3-d]pyrimidin-4-yl)oxy)phenyl)acrylamid

55

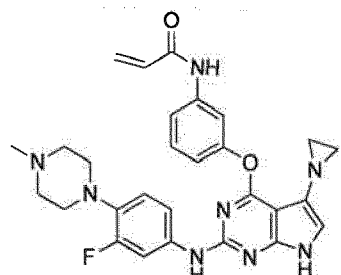
(fortgesetzt)

5



N-(3-((5-(Aziridin-1-yl)-2-((4-(4-methylpiperazin-1-yl)phenyl)amino)-7H-pyrrolo[2,3-d]pyrimidin-4-yl)oxy)phenyl)acrylamid

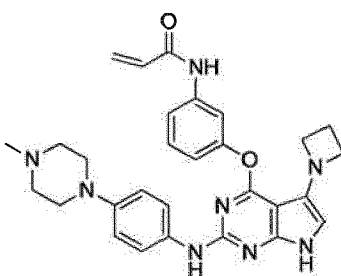
10



N-(3-((5-(Aziridin-1-yl)-2-((3-fluor-4-(4-methylpiperazin-1-yl)phenyl)amino)-7H-pyrrolo[2,3-d]pyrimidin-4-yl)oxy)phenyl)acrylamid

15

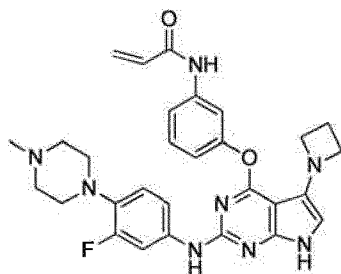
20



N-(3-((5-(Azetidin-1-yl)-2-((4-(4-methylpiperazin-1-yl)phenyl)amino)-7H-pyrrolo[2,3-d]pyrimidin-4-yl)oxy)phenyl)acrylamid

25

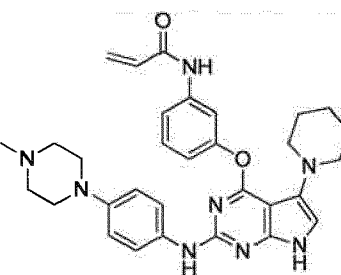
30



N-(3-((5-(Azetidin-1-yl)-2-((3-fluoro-4-(4-methylpiperazin-1-yl)phenyl)amino)-7H-pyrrolo[2,3-d]pyrimidin-4-yl)oxy)phenyl)acrylamid

35

40



N-(3-((2-((4-(4-Methylpiperazin-1-yl)phenyl)amino)-5-(piperidin-1-yl)-7H-pyrrolo[2,3-d]pyrimidin-4-yl)oxy)phenyl)acrylamid

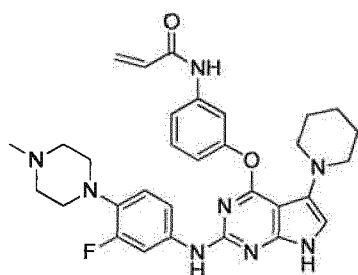
45

50

55

(fortgesetzt)

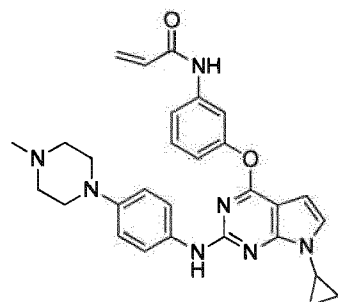
5



N-(3-((2-((3-Fluoro-4-(4-methylpiperazin-1-yl)phenyl)amino)-5-(piperidin-1-yl)-7H-pyrrolo[2,3-d]pyrimidin-4-yl)oxy)phenyl)acrylamid

10

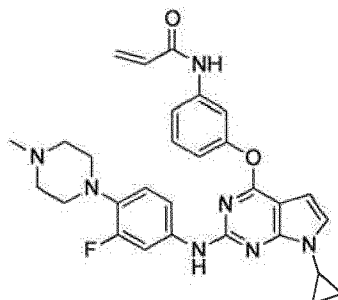
15



N-(3-((7-Cyclopropyl-2-((4-(4-methylpiperazin-1-yl)phenyl)amino)-7H-pyrrolo[2,3-d]pyrimidin-4-yl)oxy)phenyl)acrylamid

20

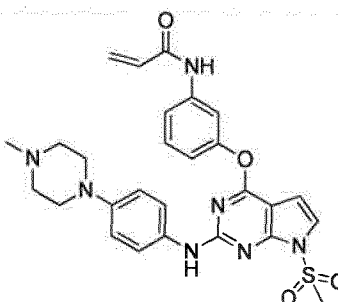
25



N-(3-((7-Cyclopropyl-2-((3-fluor-4-(4-methylpiperazin-1-yl)phenyl)amino)-7H-pyrrolo[2,3-d]pyrimidin-4-yl)oxy)phenyl)acrylamid

30

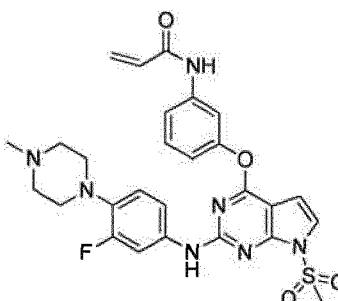
35



N-(3-((2-((4-(4-Methylpiperazin-1-yl)phenyl)amino)-7-(methylsulfonyl)-7H-pyrrolo[2,3-d]pyrimidin-4-yl)oxy)phenyl)acrylamid

40

45



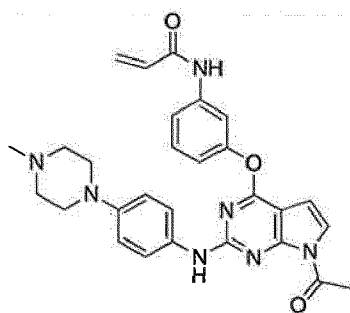
N-(3-((2-((3-Fluor-4-(4-methylpiperazin-1-yl)phenyl)amino)-7-(methylsulfonyl)-7H-pyrrolo[2,3-d]pyrimidin-4-yl)oxy)phenyl)acrylamid

50

55

(fortgesetzt)

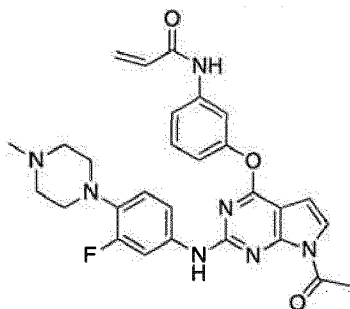
5



N-(3-((7-Acetyl-2-((4-(4-methylpiperazin-1-yl)phenyl)amino)-7H-pyrrolo[2,3-d]pyrimidin-4-yl)oxy)phenyl)acrylamid

10

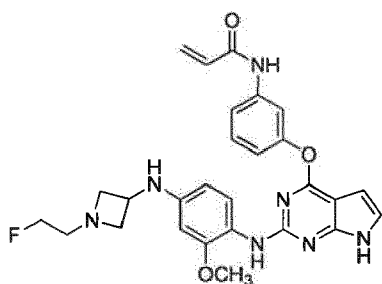
15



N-(3-((7-Acetyl-2-((3-fluor-4-(4-methylpiperazin-1-yl)phenyl)amino)-7H-pyrrolo[2,3-d]pyrimidin-4-yl)oxy)phenyl)acrylamid

20

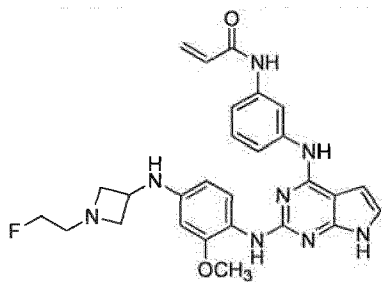
25



N-(3-(2-(4-(1-(2-Fluorethyl)azetidin-3-ylamino)-2-methoxyphenylamino)-7H-pyrrolo[2,3-d]pyrimidin-4-yl)oxy)phenyl)acrylamid

30

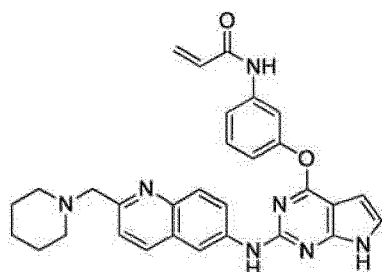
35



N-(3-(2-(4-(1-(2-Fluorethyl)azetidin-3-ylamino)-2-methoxyphenylamino)-7H-pyrrolo[2,3-d]pyrimidin-4-yl)amino)phenyl)acrylamid; und

40

45



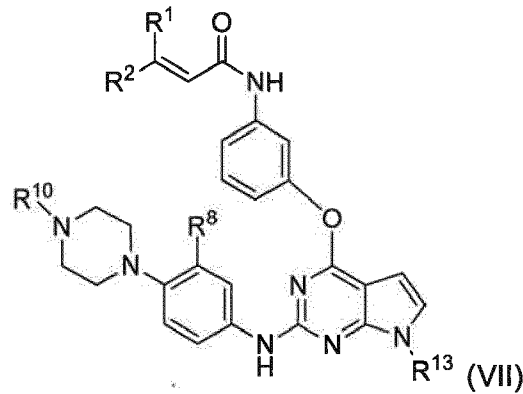
N-(3-((2-((2-(Piperidin-1-ylmethyl)quinolin-6-yl)amino)-7H-pyrrolo[2,3-d]pyrimidin-4-yl)oxy)phenyl)acrylamid

50

55

und pharmazeutisch akzeptierbare Salze hiervon.

12. Die Verbindung nach Anspruch 1, wobei die Verbindung eine Verbindung der Formel (VII) ist:



in welcher

19 R¹ und R² unabhängig voneinander ausgewählt sind aus Wasserstoff, Halogen, C₁₋₆-Alkyl, und C₁₋₆-Halogenalkyl;
 20 R⁸ ausgewählt ist aus Halogen, C₁₋₆-Alkyl, C₁₋₆-Halogenalkyl, C₁₋₆-Alkoxy, C₁₋₆-Halogenalkoxy, Hydroxyl, Cyano, und Nitro;
 21 R¹⁰ C₁₋₆-Alkyl ist; und
 22 R¹³ Wasserstoff oder C₁₋₆-Alkyl;
 23 oder ein pharmazeutisch akzeptierbares Salz hiervon.

25 **13.** Pharmazeutische Zusammensetzung, aufweisend (a) zumindest eine Verbindung nach einem der Ansprüche 1 bis 12 oder ein pharmazeutisch akzeptierbares Salz hiervon, und (b) einen pharmazeutisch akzeptierbaren Träger oder Exzipienten.

30 **14.** Verbindung nach einem der Ansprüche 1 bis 12, oder ein pharmazeutisch akzeptierbares Salz hiervon, oder die pharmazeutische Zusammensetzung nach Anspruch 13, zur Verwendung in der Behandlung oder Prävention einer Proliferationserkrankung, Krebs, Tumor, einer entzündlichen Erkrankung, einer Autoimmunerkrankung, Psoriasis, trockenen Augen oder einer immunologisch verwandten Erkrankung.

35 **15.** Die Verbindung oder pharmazeutische Zusammensetzung zur Verwendung nach Anspruch 14, wobei die Proliferationserkrankung ausgewählt ist aus der Gruppe bestehend aus Sarkom, Plattenepithelkarzinom, Fibrosarkom, Gebärmutterhalskrebs, Magenkarzinom, Hautkrebs, Leukämie, Lymphom, Lungenkrebs, nichtkleinzelliger Lungenkrebs, Darmkrebs, ZNS-Krebs, Melanom, Eierstockkrebs, Nierenkrebs, Prostatakrebs, Brustkrebs, Leberkrebs, Kopf- und Halskrebs, sowie Pankreaskrebs.

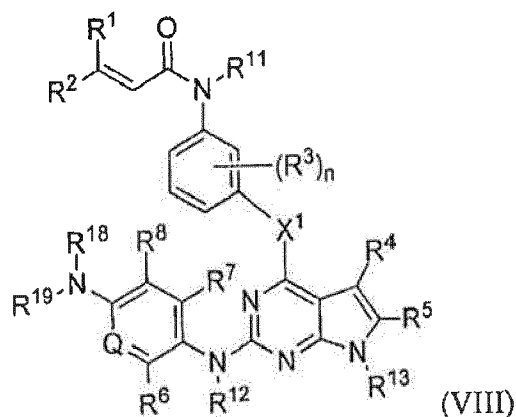
40 **16.** Verbindung nach Anspruch 1, in welcher die Verbindung N-(3-((2-((3-Fluor-4-(4-methylpiperazin-1-yl)phenyl)amino)-7H-pyrrolo[2,3-d]pyrimidin-4-yl)oxy)phenyl)acrylamid oder ein pharmazeutisch akzeptierbares Salz hiervon ist.

45 **17.** Verbindung nach Anspruch 16, in welcher die Verbindung N-(3-((2-((3-Fluor-4-(4-methylpiperazin-1-yl)phenyl)amino)-7H-pyrrolo[2,3-d]pyrimidin-4-yl)oxy)phenyl)acrylamid-Hydrochloridsalz oder -Maleatsalz ist.

50 **18.** Kombination einer Verbindung nach einem der Ansprüche 1 bis 12, oder einem pharmazeutisch akzeptierbaren Salz hiervon, und einem zweiten prophylaktischen oder therapeutischen Wirkstoff, zur Verwendung in der Behandlung oder Prävention einer Proliferationserkrankung, einem Krebs, einem Tumor, einer Entzündungserkrankungen, einer Autoimmunerkrankungen, Psoriasis, trockenen Augen oder einer immunologisch verwandten Erkrankung in einem Subjekt.

Revendications

55 **1.** Composé de formule (VIII) :



dans lequel

X¹ représente O, NH, S, CH₂ ou CF₂;

R¹ et R² sont choisis indépendamment parmi un atome d'hydrogène, un groupe halo, un alkyle en C₁-C₆ et un haloalkyle en C₁-C₆ ;

R³ est choisi parmi un groupe halo, un hydroxyle, un alkyle en C₁-C₆, un alcoxy en C₁-C₆, un groupe cyano et un groupe nitro ;

n est un nombre de zéro à 4 ;

R⁴ est choisi parmi un atome d'hydrogène, un alkyle en C₁-C₆, un cycloalkyle en C₃-C₇ et -NR²²R²³;

dans lequel l'alkyle ou le cycloalkyle est non substitué ou substitué par un hydroxyle ou un groupe amine ; et chaque R²² et R²³ est choisi indépendamment parmi un atome d'hydrogène et un alkyle en C₁-C₆, ou R²² et R²³ peuvent former conjointement un noyau à 3 à 10 chaînons ;

R⁵ est choisi parmi un atome d'hydrogène et un alkyle en C₁-C₆ ;

R⁶ est choisi parmi un atome d'hydrogène, un groupe halo, un alkyle en C₁-C₆, un haloalkyle en C₁-C₆, un alcoxy en C₁-C₆, un haloalcoxy en C₁-C₆, un hydroxyle, un groupe cyano et un groupe nitro ;

R⁷ est choisi parmi un atome d'hydrogène, un groupe halo, un alkyle en C₁-C₆, un haloalkyle en C₁-C₆, un alcoxy en C₁-C₆, un haloalcoxy en C₁-C₆, un hydroxyle, un groupe cyano et un groupe nitro ;

R⁸ est choisi parmi un atome d'hydrogène, un groupe halo, un alkyle en C₁-C₆, un haloalkyle en C₁-C₆, un alcoxy en C₁-C₆, un haloalcoxy en C₁-C₆, un hydroxyle, un groupe cyano et un groupe nitro ;

Q représente CR⁹ ou N ;

où R⁹ est choisi parmi un atome d'hydrogène, un groupe halo, un alkyle en C₁-C₆, un haloalkyle en C₁-C₆, un alcoxy en C₁-C₆, un haloalcoxy en C₁-C₆, un hydroxyle, un groupe cyano et un groupe nitro ;

R¹¹ est choisi parmi un atome d'hydrogène et un alkyle en C₁-C₆ ;

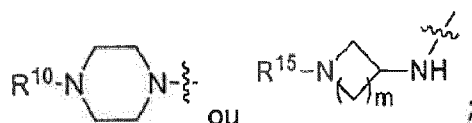
R¹² est choisi parmi un atome d'hydrogène et un alkyle en C₁-C₆ ;

R¹³ est choisi parmi un atome d'hydrogène, un alkyle en C₁-C₆, un acyle en C₁-C₆, un SO₂-alkyle en C₁-C₆, un cycloalkyle en C₃-C₇ et un aryle en C₆-C₂₀,

dans lequel chaque alkyle ou aryle est non substitué ou substitué par un hydroxyle, un alcoxy en C₁-C₆ ou un groupe halo ; et

-NR¹⁸R¹⁹ est :

(a)



dans lequel R¹⁰ est choisi parmi un atome d'hydrogène et un alkyle en C₁-C₆ ;

EP 2 880 035 B9

R¹⁵ représente un méthyle non substitué, ou un alkyle en C₂-C₄ non substitué ou substitué par un hydroxy, un méthoxy ou un groupe halo ; et m est égal à 1 ou 2 ;

5 ou est (b) où R¹⁹ et R⁹ forment conjointement un noyau hétéroaryle à 5 ou 6 chaînons éventuellement substitué par un alkyle en C₁-C₆ qui est non substitué ou substitué par un groupe amine, un hydroxyle ou un groupe halo ; et R¹⁸ représente un atome d'hydrogène ou un alkyle en C₁-C₆, ou est absent pour satisfaire la valence du noyau hétéroaryle ;

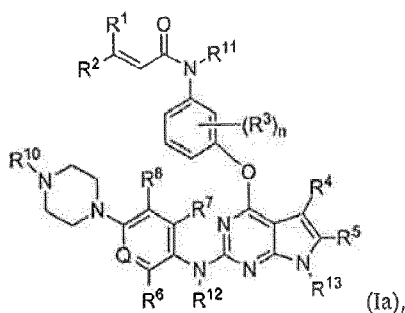
10 sous réserve que ni R⁶ ni R⁷ ne représentent un méthoxy quand -NR¹⁸R¹⁹ représente



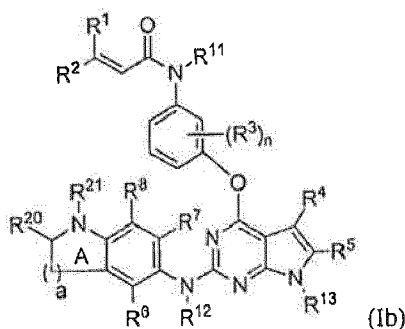
ou un sel de qualité pharmaceutique de celui-ci.

2. Composé selon la revendication 1, dans lequel le composé est un composé de formule (Ia) ou (Ib) :

20



35



45 dans lequel

R¹ et R² sont choisis indépendamment parmi un atome d'hydrogène, un groupe halo, un alkyle en C₁-C₆ et un haloalkyle en C₁-C₆ ;

50 R³ est choisi parmi un groupe halo, un hydroxyle, un alkyle en C₁-C₆, un alcoxy en C₁-C₆, un groupe cyano et un groupe nitro ;

n est un nombre de zéro à 4 ;

R⁴ est choisi parmi un atome d'hydrogène, un alkyle en C₁-C₆, un cycloalkyle en C₃-C₇ et -NR²²R²³ ;

55 dans lequel l'alkyle ou le cycloalkyle est non substitué ou substitué par un hydroxyle ou un groupe amine ; et chaque R²² et R²³ est choisi indépendamment parmi un atome d'hydrogène et un alkyle en C₁-C₆ ou R²² et R²³ peuvent former conjointement un noyau à 3 à 10 chaînons ;

R⁵ est choisi parmi un atome d'hydrogène et un alkyle en C₁-C₆ ;

EP 2 880 035 B9

R⁶ est choisi parmi un atome d'hydrogène, un groupe halo, un alkyle en C₁-C₆, un haloalkyle en C₁-C₆, un alcoxy en C₂-C₆, un haloalcoxy en C₁-C₆, un hydroxyle, un groupe cyano et un groupe nitro ;
R⁷ est choisi parmi un atome d'hydrogène, un groupe halo, un alkyle en C₁-C₆, un haloalkyle en C₁-C₆, un alcoxy en C₂-C₆, un haloalcoxy en C₁-C₆, un hydroxyle, un groupe cyano et un groupe nitro ;
R⁸ est choisi parmi un atome d'hydrogène, un groupe halo, un alkyle en C₁-C₆, un haloalkyle en C₁-C₆, un alcoxy en C₁-C₆, un haloalcoxy en C₁-C₆, un hydroxyle, un groupe cyano et un groupe nitro ;
Q représente CR⁹ ou N ;

où R⁹ est choisi parmi un atome d'hydrogène, un groupe halo, un alkyle en C₁-C₆, un haloalkyle en C₁-C₆, un alcoxy en C₁-C₆, un haloalcoxy en C₁-C₆, un hydroxyle, un groupe cyano et un groupe nitro ;

R¹⁰ est choisi parmi un atome d'hydrogène et un alkyle en C₁-C₆ ;
a est égal à un ou deux ;

le noyau A est un noyau aromatique ;

R²⁰ et R²¹ sont choisis indépendamment parmi un atome d'hydrogène et un alkyle en C₁-C₆;

dans lequel l'alkyle est non substitué ou substitué par un groupe amine, un hydroxyle ou un groupe halo ;
dans lequel R²¹ peut être absent si nécessaire pour satisfaire la valence ;

R¹¹ est choisi parmi un atome d'hydrogène et un alkyle en C₁-C₆;

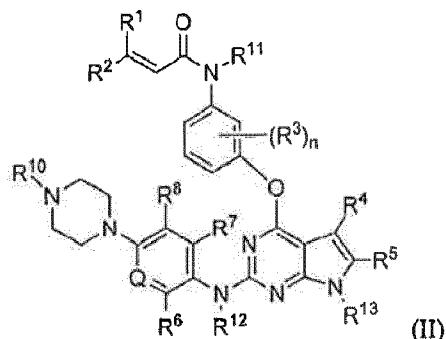
R¹² est choisi parmi un atome d'hydrogène et un alkyle en C₁-C₆ ;

R¹³ est choisi parmi un atome d'hydrogène, un alkyle en C₁-C₆, un acyle en C₁-C₆, un SO₂-alkyle en C₁-C₆, un cycloalkyle en C₃-C₇ et un aryle en C₆-C₂₀,

dans lequel chaque alkyle ou aryle est non substitué ou substitué par un hydroxyle, un alcoxy en C₁-C₆ ou un groupe halo ;

ou un sel de qualité pharmaceutique de celui-ci.

3. Composé selon la revendication 1, dans lequel le composé est un composé de formule (II) :



dans lequel

R¹ et R² sont choisis indépendamment parmi un atome d'hydrogène, un groupe halo, un alkyle en C₁-C₆ et un haloalkyle en C₁-C₆ ;

R³ est choisi parmi un groupe halo, un hydroxyle, un alkyle en C₁-C₆, un alcoxy en C₁-C₆, un groupe cyano et un groupe nitro ;

n est un nombre de zéro à 4 ;

R⁴ est choisi parmi un atome d'hydrogène, un alkyle en C₁-C₆, un cycloalkyle en C₃-C₇ et -NR²²R²³ ;

dans lequel l'alkyle ou le cycloalkyle est non substitué ou substitué par un hydroxyle ou un groupe amine ; et
chaque R²² et R²³ est choisi indépendamment parmi un atome d'hydrogène et un alkyle en C₁-C₆ ou R²²
et R²³ peuvent former conjointement un noyau à 3 à 10 chaînons ;

R⁵ est choisi parmi un atome d'hydrogène et un alkyle en C₁-C₆ ;

R⁶ est choisi parmi un atome d'hydrogène, un groupe halo, un alkyle en C₁-C₆, un haloalkyle en C₁-C₆, un

alcoxy en C₂-C₆, un haloalcoxy en C₁-C₆, un hydroxyle, un groupe cyano et un groupe nitro ;
 R⁷ est choisi parmi un atome d'hydrogène, un groupe halo, un alkyle en C₁-C₆, un haloalkyle en C₁-C₆, un
 alcoxy en C₂-C₆, un haloalcoxy en C₁-C₆, un hydroxyle, un groupe cyano et un groupe nitro ;
 R⁸ est choisi parmi un atome d'hydrogène, un groupe halo, un alkyle en C₁-C₆, un haloalkyle en C₁-C₆, un
 alcoxy en C₁-C₆, un haloalcoxy en C₁-C₆, un hydroxyle, un groupe cyano et un groupe nitro ;
 Q représente CR⁹ ou N ;

où R⁹ est choisi parmi un atome d'hydrogène, un groupe halo, un alkyle en C₁-C₆, un haloalkyle en C₁-C₆,
 un alcoxy en C₁-C₆, un haloalcoxy en C₁-C₆, un hydroxyle, un groupe cyano et un groupe nitro ;

R¹⁰ est choisi parmi un atome d'hydrogène et un alkyle en C₁-C₆ ;
 R¹¹ est choisi parmi un atome d'hydrogène et un alkyle en C₁-C₆ ;
 R¹² est choisi parmi un atome d'hydrogène et un alkyle en C₁-C₆ ;
 R¹³ est choisi parmi un atome d'hydrogène, un alkyle en C₁-C₆ et un aryle en C₆-C₂₀, dans lequel chaque alkyle
 ou aryle est non substitué ou substitué par un hydroxyle, un alcoxy en C₁-C₆ ou un groupe halo ;
 ou un sel de qualité pharmaceutique de celui-ci.

4. Composé selon la revendication 1, dans lequel X¹ représente O ou NH.
5. Composé selon l'une quelconque des revendications 1 à 4, dans lequel R¹ et R² représentent chacun un atome d'hydrogène.
6. Composé selon l'une quelconque des revendications 1 à 5, dans lequel n est égal à zéro.
7. Composé selon la revendication 1, dans lequel -NR¹⁸R¹⁹ est :

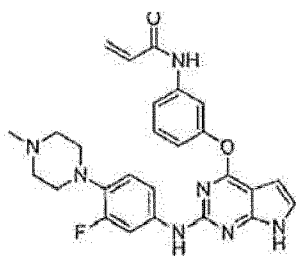


8. Composé selon l'une quelconque des revendications 1 à 7, dans lequel R¹⁰ représente un méthyle.
9. Composé selon l'une quelconque des revendications 1 à 8, dans lequel Q représente CR⁹.
10. Composé selon la revendication 9, dans lequel R⁹ représente un atome d'hydrogène ou un groupe fluoro.
11. Composé selon la revendication 1, dans lequel le composé est choisi dans le groupe constitué des composés suivants :

	<p>N-(3-((2-((4-(4-méthylpipérazin-1-yl)phényl)amino)-7H-pyrrolo[2,3-d]pyrimidin-4-yl)oxy)phényl)acrylamide</p>
	<p>N-(3-((2-((6-(4-méthylpipérazin-1-yl)pyridin-3-yl)amino)-7H-pyrrolo[2,3-d]pyrimidin-4-yl)oxy)phényl)acrylamide</p>

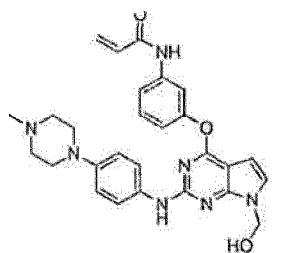
(suite)

5



N-(3-((2-((3-fluoro-4-(4-méthylpipérazin-1-yl)phényl)amino)-7H-pyrrolo[2,3-d]pyrimidin-4-yl)oxy)phényl)acrylamide

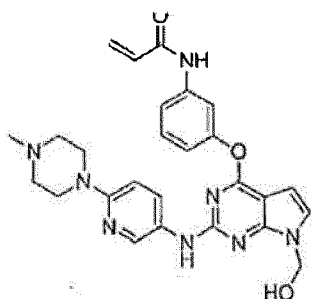
10



N-(3-((7-(hydroxyméthyl)-2-((4-(4-méthylpipérazin-1-yl)phényl)amino)-7H-pyrrolo[2,3-d]pyrimidin-4-yl)oxy)phényl)acrylamide

15

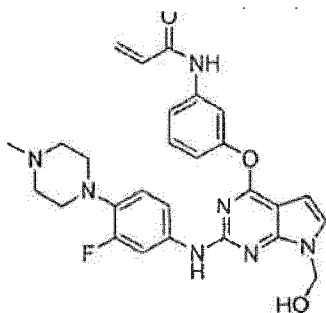
20



N-(3-((7-(hydroxyméthyl)-2-((6-(4-méthylpipérazin-1-yl)pyridin-3-yl)amino)-7H-pyrrolo[2,3-d]pyrimidin-4-yl)oxy)phényl)acrylamide

25

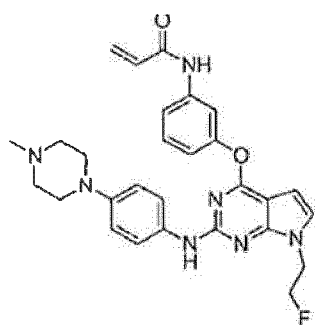
30



N-(3-((2-((3-fluoro-4-(4-méthylpipérazin-1-yl)phényl)amino)-7-(hydroxyméthyl)-7H-pyrrolo[2,3-d]pyrimidin-4-yl)oxy)phényl)acrylamide

35

40



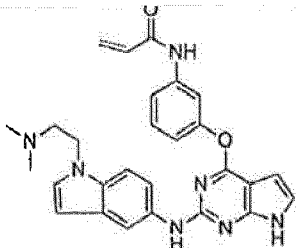
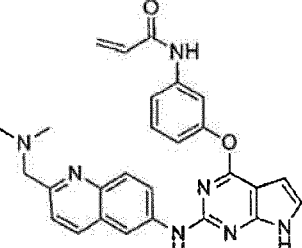
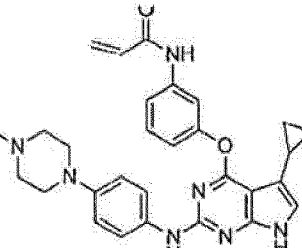
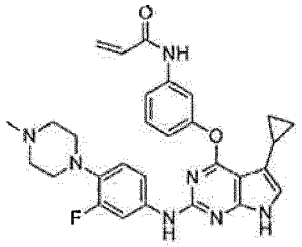
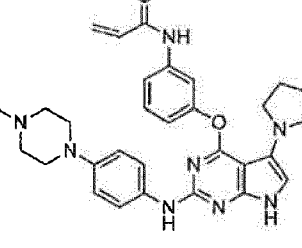
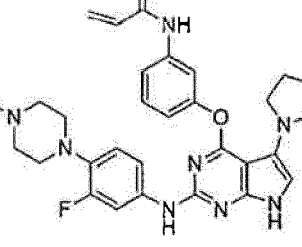
N-(3-((7-((2-fluoroéthyl)-2-((4-(4-méthylpipérazin-1-yl)phényl)amino)-7H-pyrrolo[2,3-d]pyrimidin-4-yl)oxy)phényl)acrylamide

45

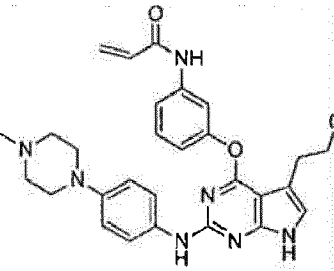
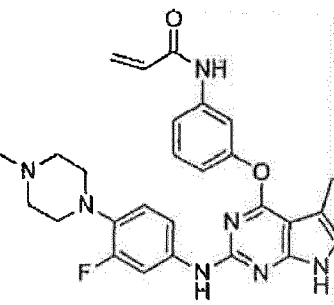
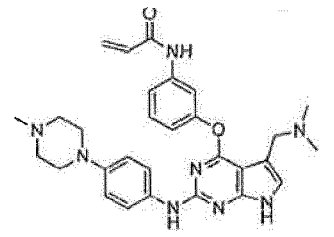
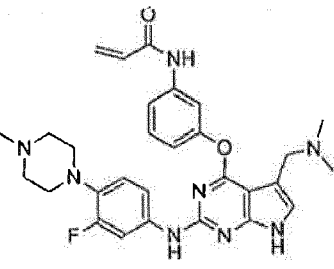
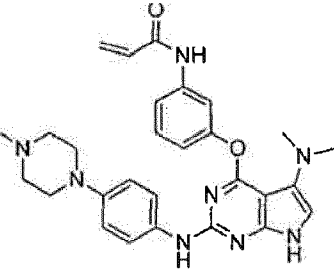
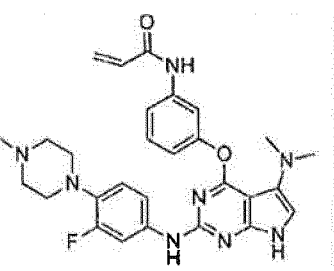
50

55

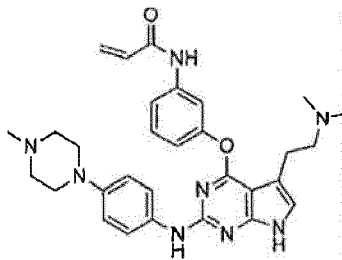
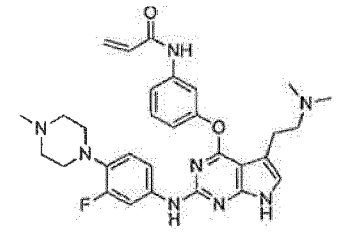
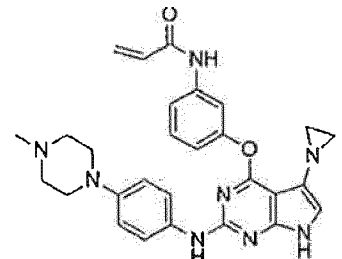
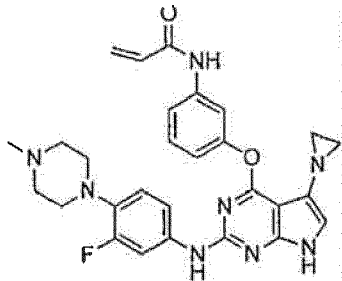
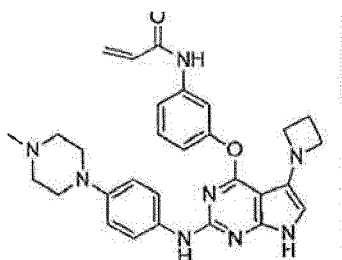
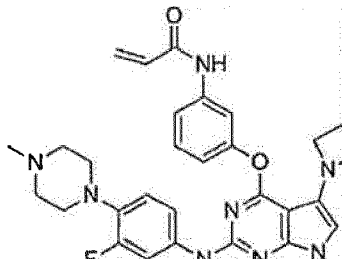


(suite)

5 10		N-(3-((2-((1-(2-(diméthylamino)éthyl)-1H-indol-5-yl)amino)-7H-pyrrolo[2,3-d]pyrimidin-4-yl)oxy)phényl)acrylamide
15 20		N-(3-((2-((2-(diméthylamino)méthyl)-quinolin-6-yl)amino)-7H-pyrrolo[2,3-d]pyrimidin-4-yl)oxy)phényl)acrylamide
25 30		N-(3-((5-cyclopropyl-2-((4-(4-méthylpipérazin-1-yl)phényl)amino)-7H-pyrrolo[2,3-d]pyrimidin-4-yl)oxy)phényl)acrylamide
35		N-(3-((5-cyclopropyl-2-((3-fluoro-4-(4-méthylpipérazin-1-yl)phényl)amino)-7H-pyrrolo[2,3-d]pyrimidin-4-yl)oxy)phényl)acrylamide
40 45		N-(3-((2-((4-(4-méthylpipérazin-1-yl)phényl)amino)-5-(pyrrolidin-1-yl)-7H-pyrrolo[2,3-d]pyrimidin-4-yl)oxy)phényl)acrylamide
50 55		N-(3-((2-((3-fluoro-4-(4-méthylpipérazin-1-yl)phényl)amino)-5-(pyrrolidin-1-yl)-7H-pyrrolo[2,3-d]pyrimidin-4-yl)oxy)phényl)acrylamide

(suite)

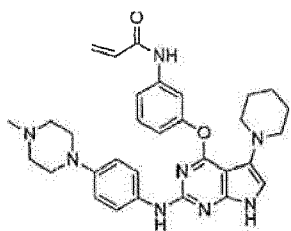
<p>5</p> 	<p>N-(3-((5-(2-hydroxyéthyl)-2-((4-(4-méthylpipérazin-1-yl)phényl)amino)-7H-pyrrolo[2,3-d]pyrimidin-4-yl)oxy)phényl)acrylamide</p>
<p>10</p> 	<p>N-(3-((2-((3-fluoro-4-(4-méthylpipérazin-1-yl)phényl)amino)-5-(2-hydroxyéthyl)-7H-pyrrolo[2,3-d]pyrimidin-4-yl)oxy)phényl)acrylamide</p>
<p>15</p> 	<p>N-(3-((5-((diméthylamino)méthyl)-2-((4-(4-méthylpipérazin-1-yl)phényl)amino)-7H-pyrrolo[2,3-d]pyrimidin-4-yl)oxy)phényl)acrylamide</p>
<p>20</p> 	<p>N-(3-((5-((diméthylamino)méthyl)-2-((3-fluoro-4-(4-méthylpipérazin-1-yl)phényl)amino)-7H-pyrrolo[2,3-d]pyrimidin-4-yl)oxy)phényl)acrylamide</p>
<p>25</p> 	<p>N-(3-((5-((diméthylamino)-2-((4-(4-méthylpipérazin-1-yl)phényl)amino)-7H-pyrrolo[2,3-d]pyrimidin-4-yl)oxy)phényl)acrylamide</p>
<p>30</p> 	<p>N-(3-((5-(diméthylamino)-2-((3-fluoro-4-(4-méthylpipérazin-1-yl)phényl)amino)-7H-pyrrolo[2,3-d]pyrimidin-4-yl)oxy)phényl)acrylamide</p>

(suite)

<p>5</p> 	<p>N-(3-((5-(2-(diméthylamino)éthyl)-2-((4-(4-méthylpipérazin-1-yl)phényl)amino)-7H-pyrrolo[2,3-d]pyrimidin-4-yl)oxy)phényl)acrylamide</p>
<p>10</p> 	<p>N-(3-((5-(2-(diméthylamino)éthyl)-2-((3-fluoro-4-(4-méthylpipérazin-1-yl)phényl)amino)-7H-pyrrolo[2,3-d]pyrimidin-4-yl)oxy)phényl)acrylamide</p>
<p>15</p> 	<p>N-(3-((5-(2-(diméthylamino)éthyl)-2-((3-fluoro-4-(4-méthylpipérazin-1-yl)phényl)amino)-7H-pyrrolo[2,3-d]pyrimidin-4-yl)oxy)phényl)acrylamide</p>
<p>20</p> 	<p>N-(3-((5-(aziridin-1-yl)-2-((4-(4-méthylpipérazin-1-yl)phényl)amino)-7H-pyrrolo[2,3-d]pyrimidin-4-yl)oxy)phényl)acrylamide</p>
<p>25</p> 	<p>N-(3-((5-(aziridin-1-yl)-2-((3-fluoro-4-(4-méthylpipérazin-1-yl)phényl)amino)-7H-pyrrolo[2,3-d]pyrimidin-4-yl)oxy)phényl)acrylamide</p>
<p>30</p> 	<p>N-(3-((5-(aziridin-1-yl)-2-((3-fluoro-4-(4-méthylpipérazin-1-yl)phényl)amino)-7H-pyrrolo[2,3-d]pyrimidin-4-yl)oxy)phényl)acrylamide</p>
<p>35</p> 	<p>N-(3-((5-(azétidin-1-yl)-2-((4-(4-méthylpipérazin-1-yl)phényl)amino)-7H-pyrrolo[2,3-d]pyrimidin-4-yl)oxy)phényl)acrylamide</p>
<p>40</p> 	<p>N-(3-((5-(azétidin-1-yl)-2-((3-fluoro-4-(4-méthylpipérazin-1-yl)phényl)amino)-7H-pyrrolo[2,3-d]pyrimidin-4-yl)oxy)phényl)acrylamide</p>

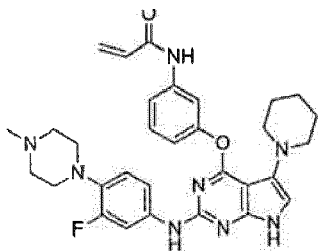
(suite)

5



N-(3-((2-((4-(4-méthylpipérazin-1-yl)phényl)amino)-5-(pipéridin-1-yl)-7H-pyrrolo[2,3-d]pyrimidin-4-yl)oxy)phényl)acrylamide

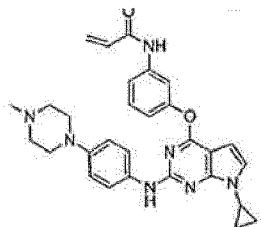
10



N-(3-((2-((3-fluoro-4-(4-méthylpipérazin-1-yl)phényl)amino)-5-(pipéridin-1-yl)-7H-pyrrolo[2,3-d]pyrimidin-4-yl)oxy)phényl)acrylamide

15

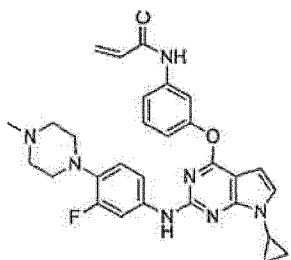
20



N-(3-((7-cyclopropyl-2-((4-(4-méthylpipérazin-1-yl)phényl)amino)-7H-pyrrolo[2,3-d]pyrimidin-4-yl)oxy)phényl)acrylamide

25

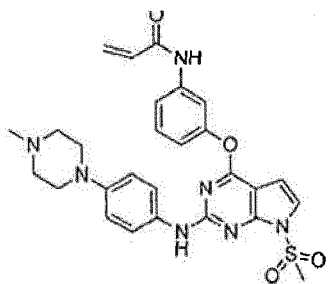
30



N-(3-((7-cyclopropyl-2-((3-fluoro-4-(4-méthylpipérazin-1-yl)phényl)amino)-7H-pyrrolo[2,3-d]pyrimidin-4-yl)oxy)phényl)acrylamide

35

40



N-(3-((2-((4-(4-méthylpipérazin-1-yl)phényl)amino)-7-(méthylsulfonyl)-7H-pyrrolo[2,3-d]pyrimidin-4-yl)oxy)phényl)acrylamide

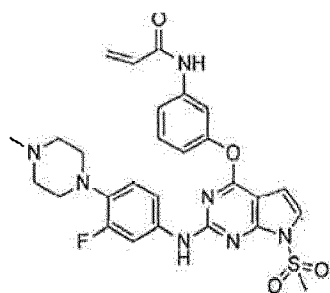
45

50

55

(suite)

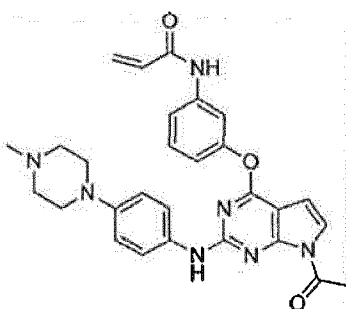
5



N-(3-((2-((3-fluoro-4-(4-méthylpipérazin-1-yl)phényl)amino)-7-(méthylsulfonyl)-7H-pyrrolo[2,3-d]pyrimidin-4-yl)oxy)phényl)acrylamide

10

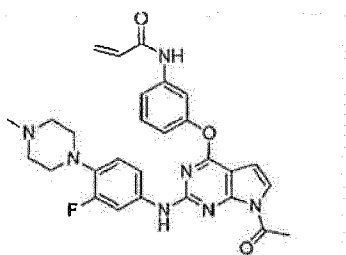
15



N-(3-((7-acétyl-2-((4-(4-méthylpipérazin-1-yl)phényl)amino)-7H-pyrrolo[2,3-d]pyrimidin-4-yl)oxy)phényl)acrylamide

20

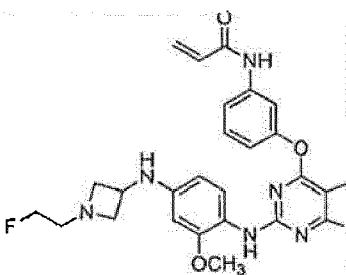
25



N-(3-((7-acétyl-2-((3-fluoro-4-(4-méthylpipérazin-1-yl)phényl)amino)-7H-pyrrolo[2,3-d]pyrimidin-4-yl)oxy)phényl)acrylamide

30

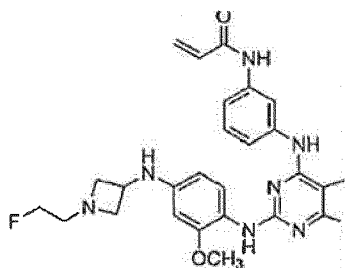
35



N-(3-(2-(4-(1-(2-fluoroéthyl)azétidin-3-ylamino)-2-méthoxyphénylamino)-7H-pyrrolo[2,3-d]pyrimidin-4-yl)oxy)phényl)acrylamide

40

45

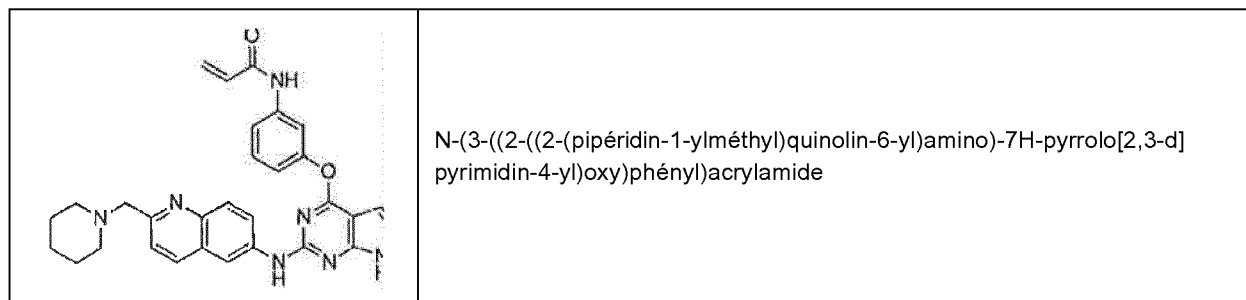


N-(3-(2-(4-(1-(2-fluoroéthyl)azétidin-3-ylamino)-2-méthoxyphénylamino)-7H-pyrrolo[2,3-d]pyrimidin-4-yl)amino)phényl)acrylamide ; et

50

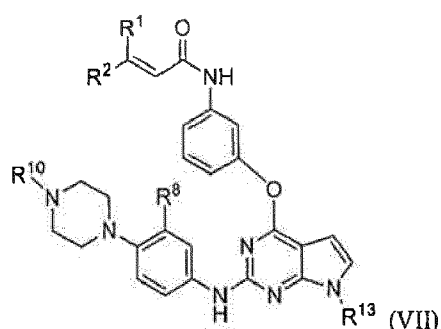
55

(suite)



et un sel de qualité pharmaceutique de celui-ci.

12. Composé selon la revendication 1, dans lequel le composé est un composé de formule (VII) :



dans lequel

R¹ et R² sont choisis indépendamment parmi un atome d'hydrogène, un groupe halo, un alkyle en C₁-C₆ et un haloalkyle en C₁-C₆ ;

R⁸ est choisi parmi un groupe halo, un alkyle en C₁-C₆, un haloalkyle en C₁-C₆, un alcoxy en C₁-C₆, un haloalcoxy en C₁-C₆, un hydroxyle, un groupe cyano et un groupe nitro ;

R¹⁰ représente un alkyle en C₁-C₆ ; et

R¹³ représente un atome d'hydrogène ou un alkyle en C₁-C₆ ;

ou un sel de qualité pharmaceutique de celui-ci.

13. Composition pharmaceutique comprenant (a) au moins un composé selon l'une quelconque des revendications 1 à 12 ou un sel de qualité pharmaceutique de celui-ci, et (b) un support ou excipient de qualité pharmaceutique.

14. Composé selon l'une quelconque des revendications 1 à 12, ou sel de qualité pharmaceutique de celui-ci, ou composition pharmaceutique selon la revendication 13, pour utilisation dans le traitement ou la prévention d'une affection proliférative, d'un cancer, d'une tumeur, d'une maladie inflammatoire, d'une maladie auto-immune, du psoriasis, de la sécheresse oculaire ou d'une maladie de nature immunologique.

15. Composé ou composition pharmaceutique pour utilisation selon la revendication 14, dans lequel l'affection proliférative est choisie dans le groupe constitué du sarcome, du cancer épidermoïde, du fibrosarcome, du cancer du col de l'utérus, du carcinome gastrique, du cancer de la peau, de la leucémie, du lymphome, du cancer du poumon, du cancer du poumon non à petites cellules, du cancer du côlon, du cancer du système nerveux central, du mélanome, du cancer de l'ovaire, du cancer du rein, du cancer du sein, du cancer du foie, des cancers de la tête et du cou et du cancer du pancréas.

16. Composé selon la revendication 1, dans lequel le composé est le N-(3-((2-((3-fluoro-4-(4-méthylpipérazin-1-yl)phényl)amino)-7H-pyrrolo[2,3-d]pyrimidin-4-yl)oxy)phényl)acrylamide ou un sel de qualité pharmaceutique de celui-ci.

17. Composé selon la revendication 16, dans lequel le composé est un sel de type chlorhydrate ou maléate de

EP 2 880 035 B9

N-(3-((2-((3-fluoro-4-(4-méthylpipérazin-1-yl)phényl)amino)-7H-pyrrolo[2,3-d]pyrimidin-4-yl)oxy)phényl)acrylamide.

- 5 **18.** Combinaison d'un composé selon l'une quelconque des revendications 1 à 12, ou d'un sel de qualité pharmaceutique de celui-ci, et d'un second agent prophylactique ou thérapeutique pour utilisation dans le traitement ou la prévention d'une affection proliférative, d'un cancer, d'une tumeur, d'une maladie inflammatoire, d'une maladie auto-immune, du psoriasis, de la sécheresse oculaire ou d'une maladie de nature immunologique chez un sujet.
- 10
- 15
- 20
- 25
- 30
- 35
- 40
- 45
- 50
- 55

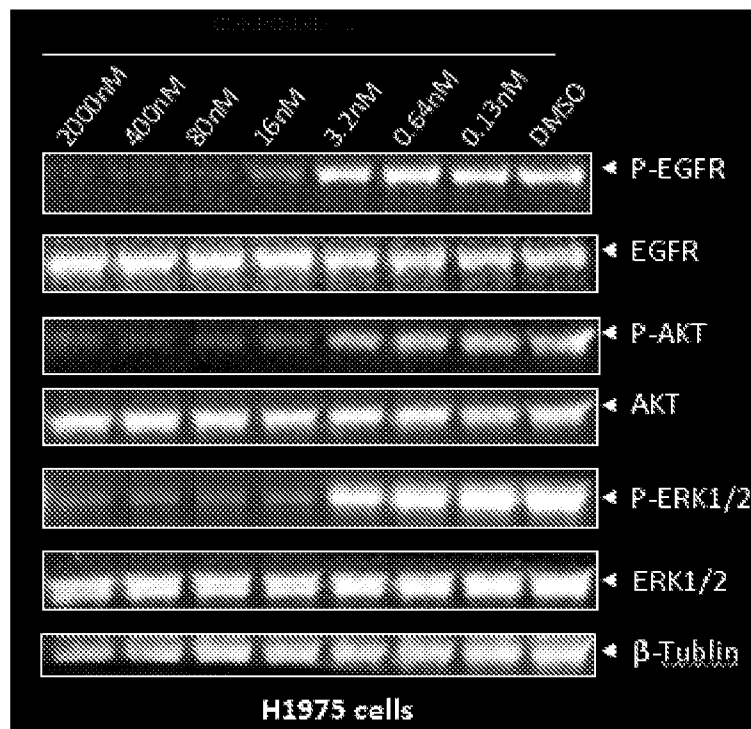


Figure 1

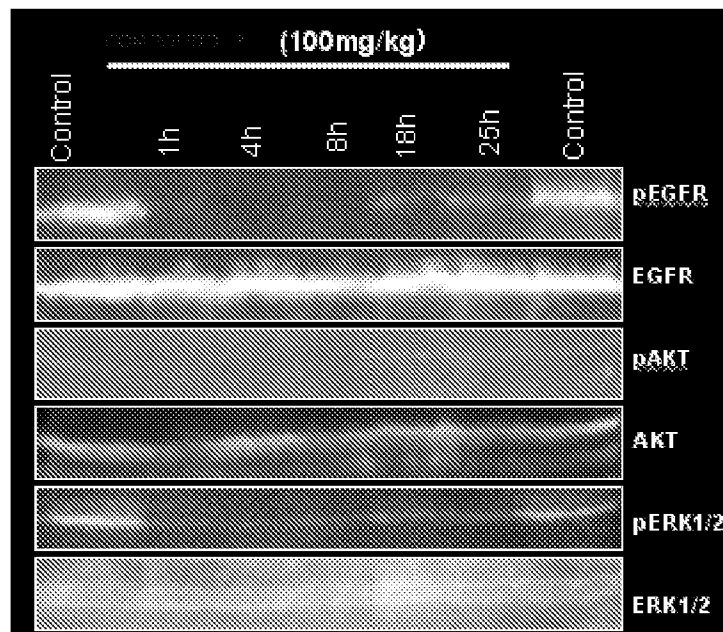


Figure 2

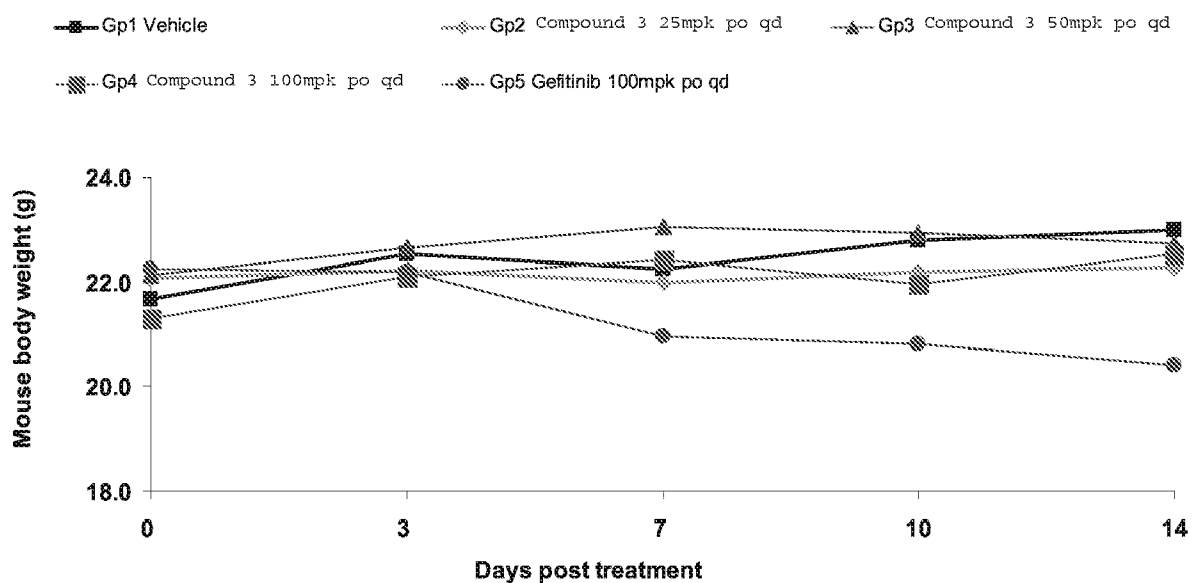


Figure 3

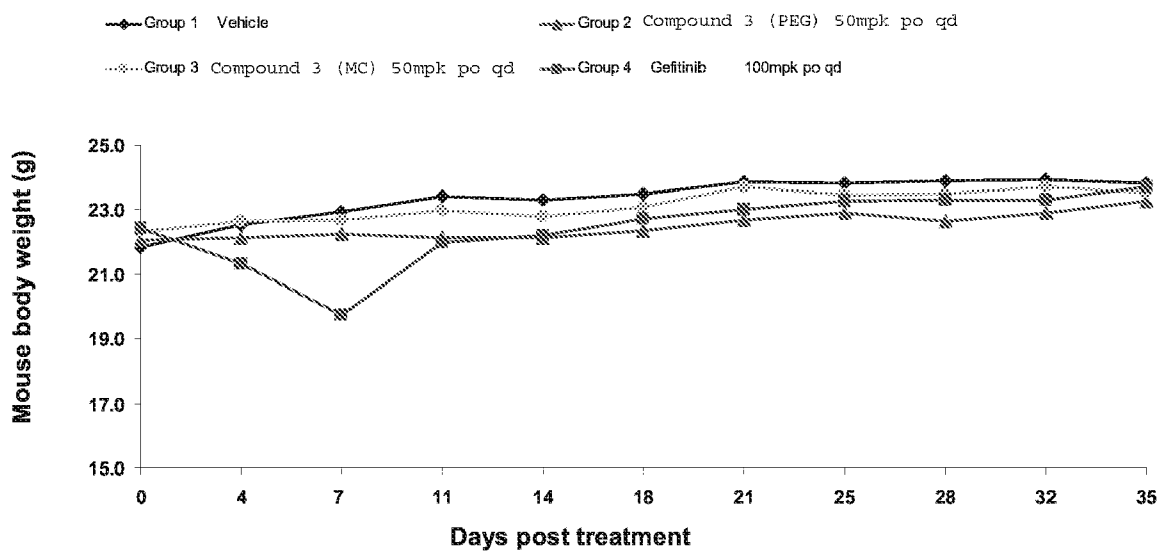


Figure 4

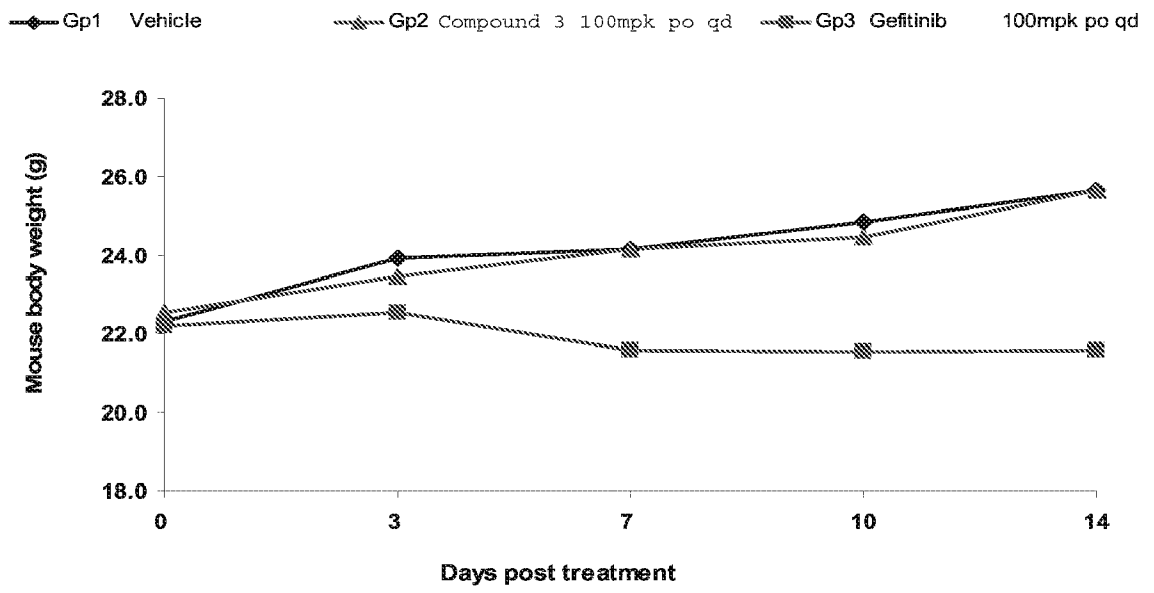


Figure 5

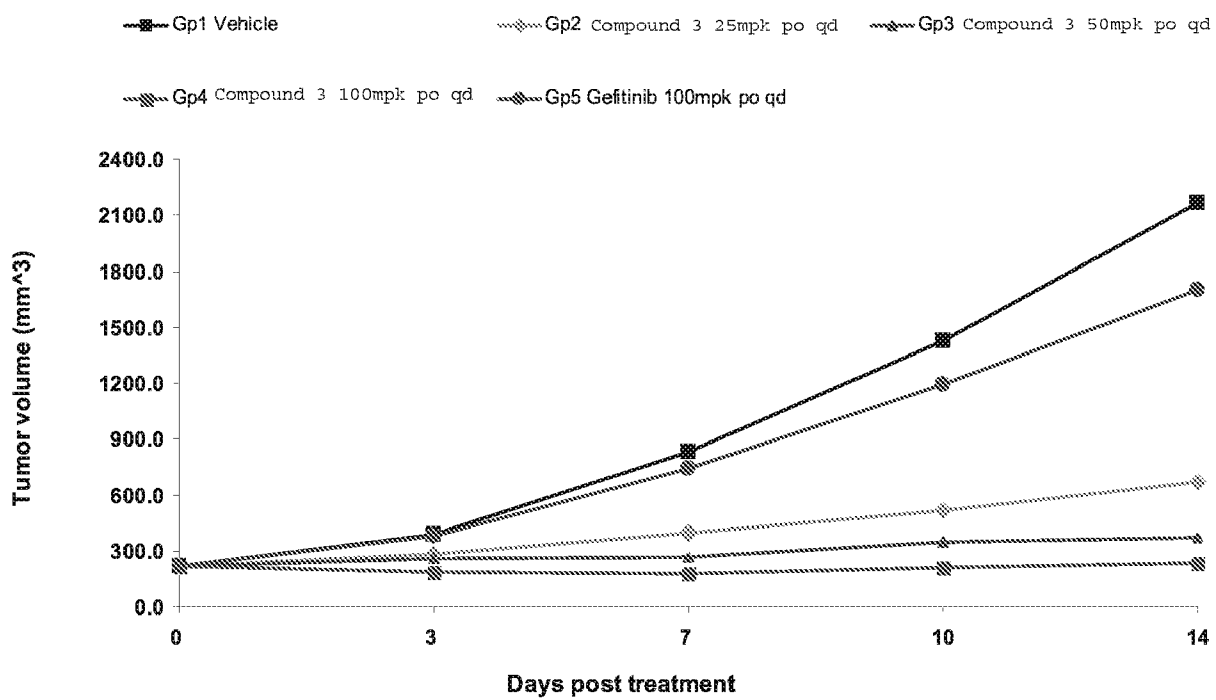


Figure 6

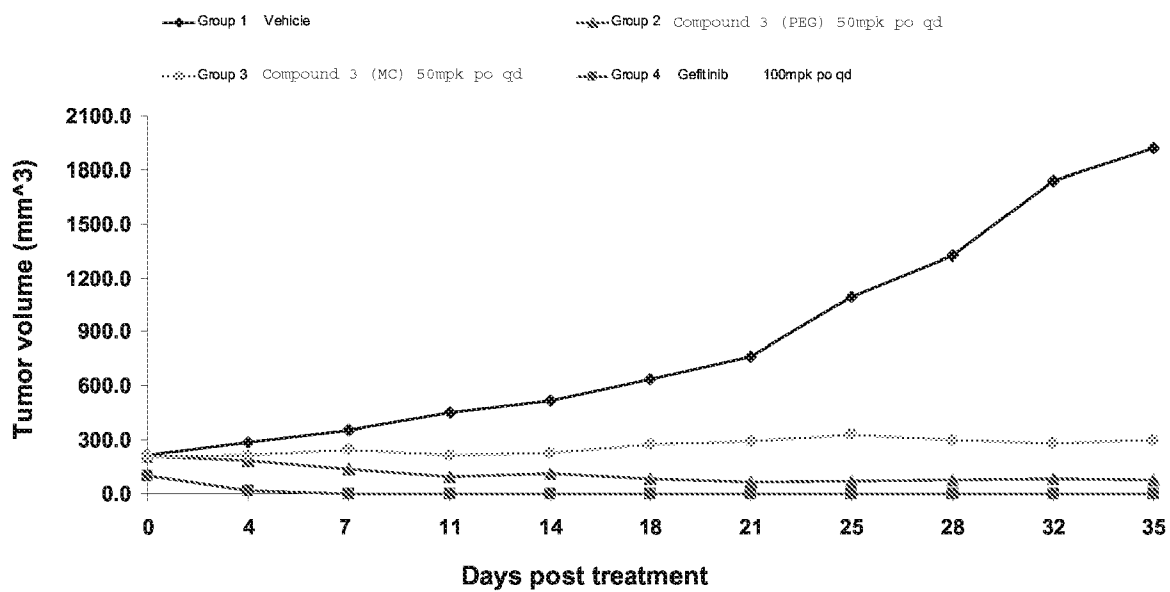


Figure 7

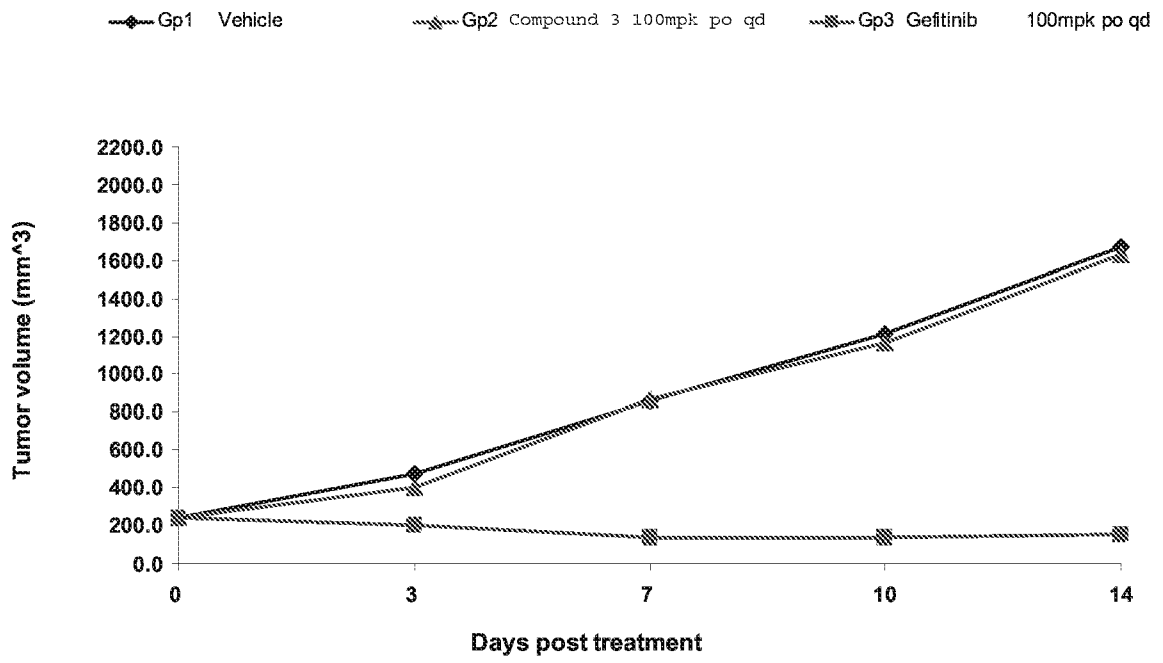


Figure 8




Figure 9A

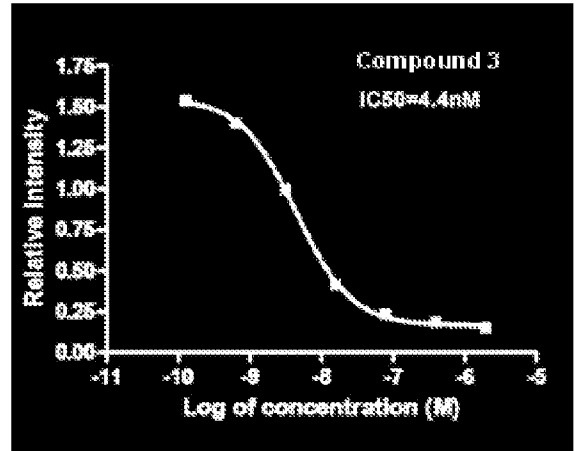


Figure 9B




Figure 9C

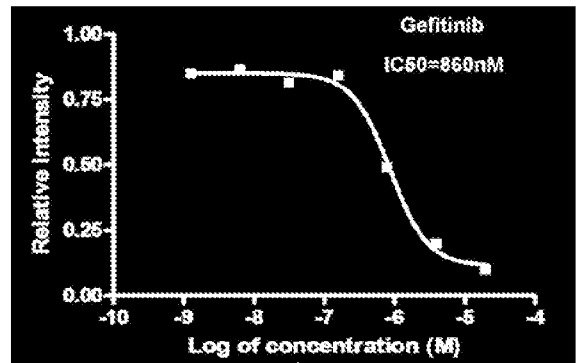


Figure 9D




Figure 9E

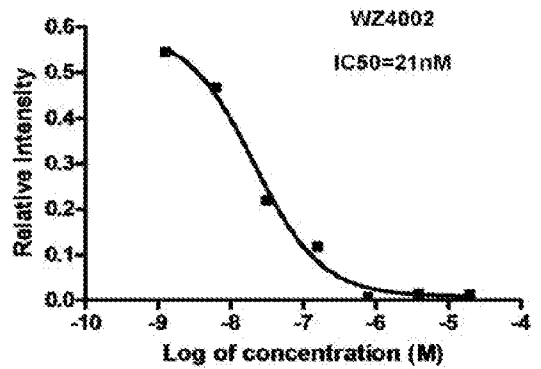


Figure 9F

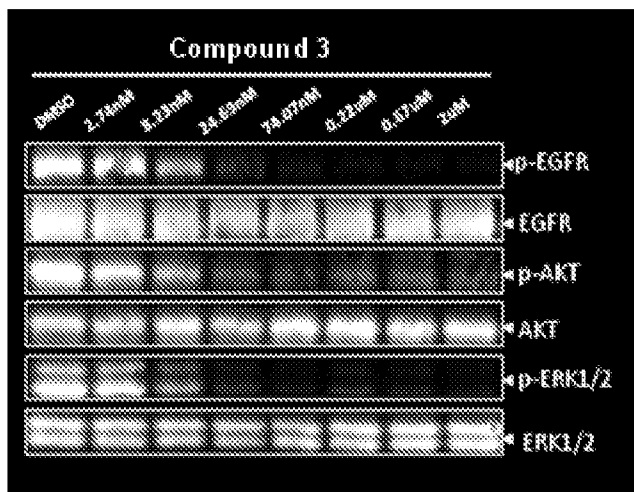


Figure 10A

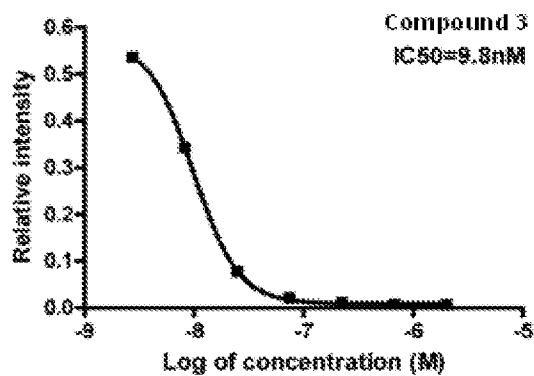


Figure 10B




Figure 10C

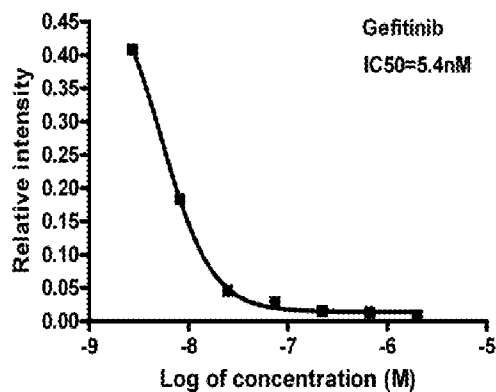


Figure 10D

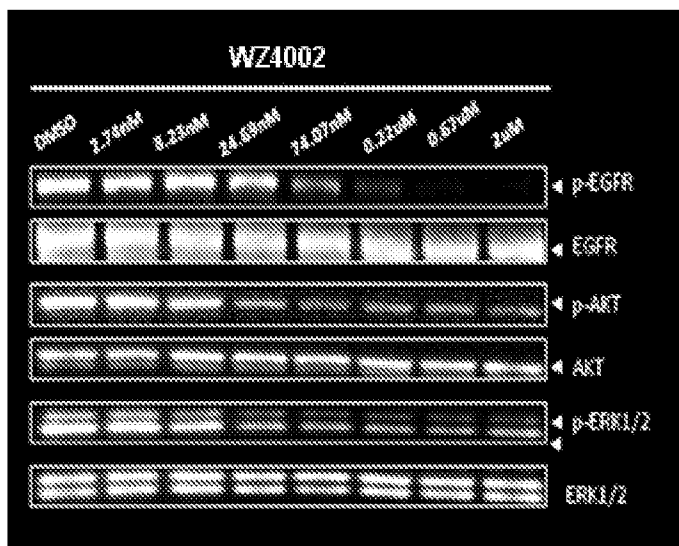


Figure 10E

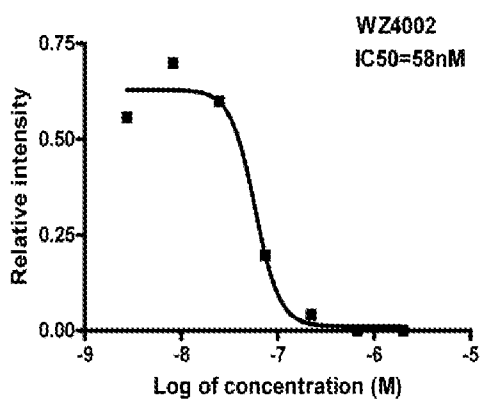


Figure 10F

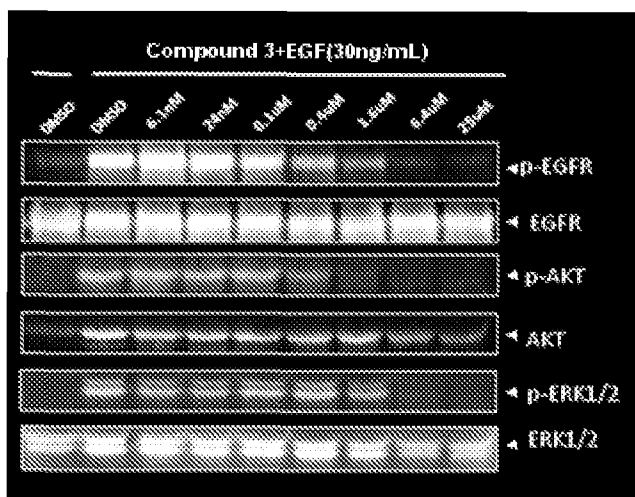


Figure 11A

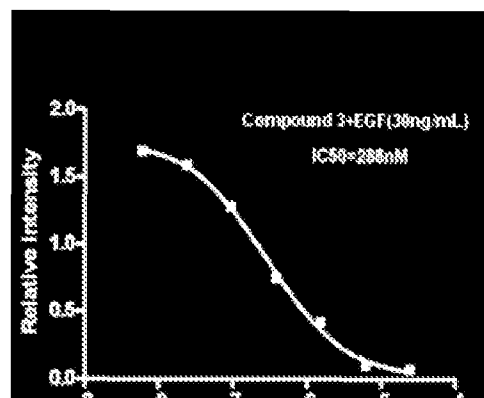


Figure 11B




Figure 11C

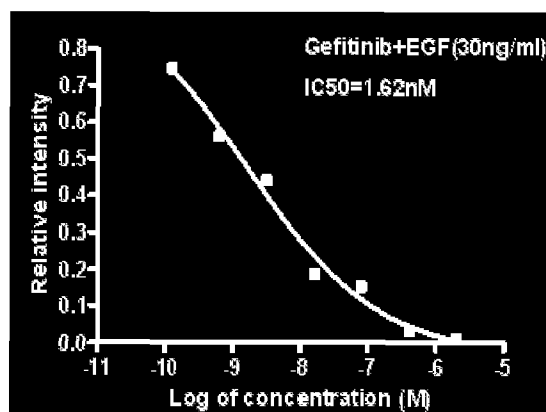


Figure 11D

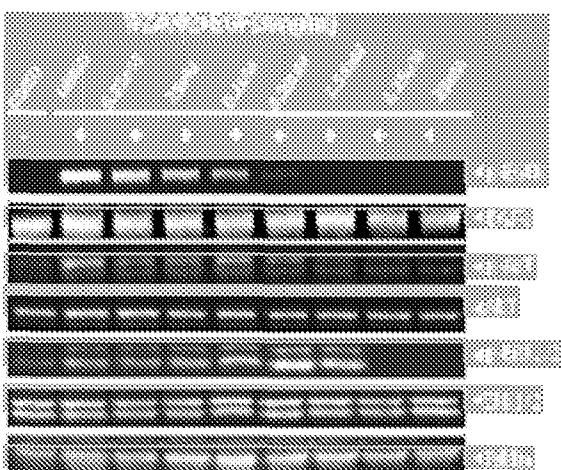


Figure 11E

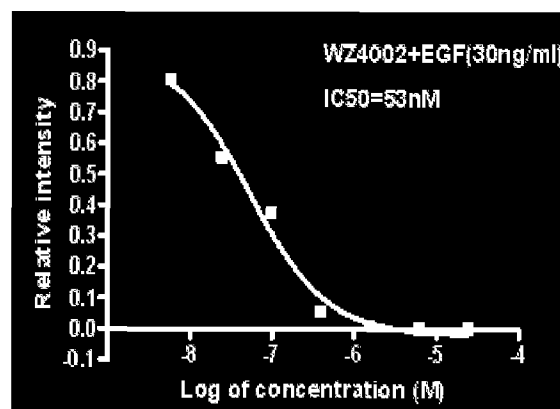


Figure 11F

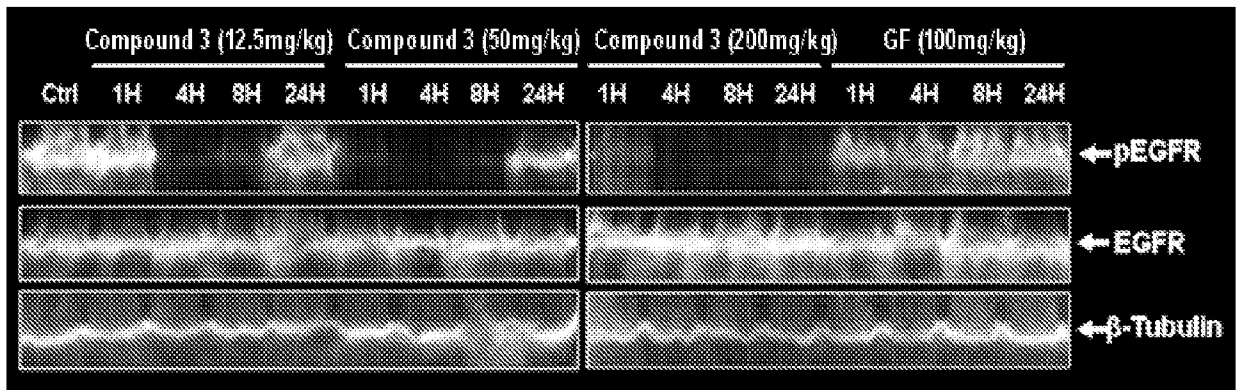


Figure 12

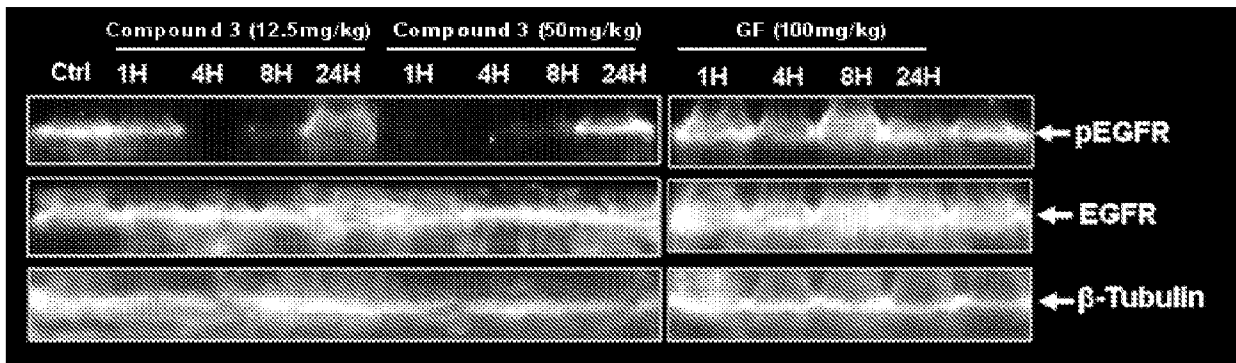


Figure 13

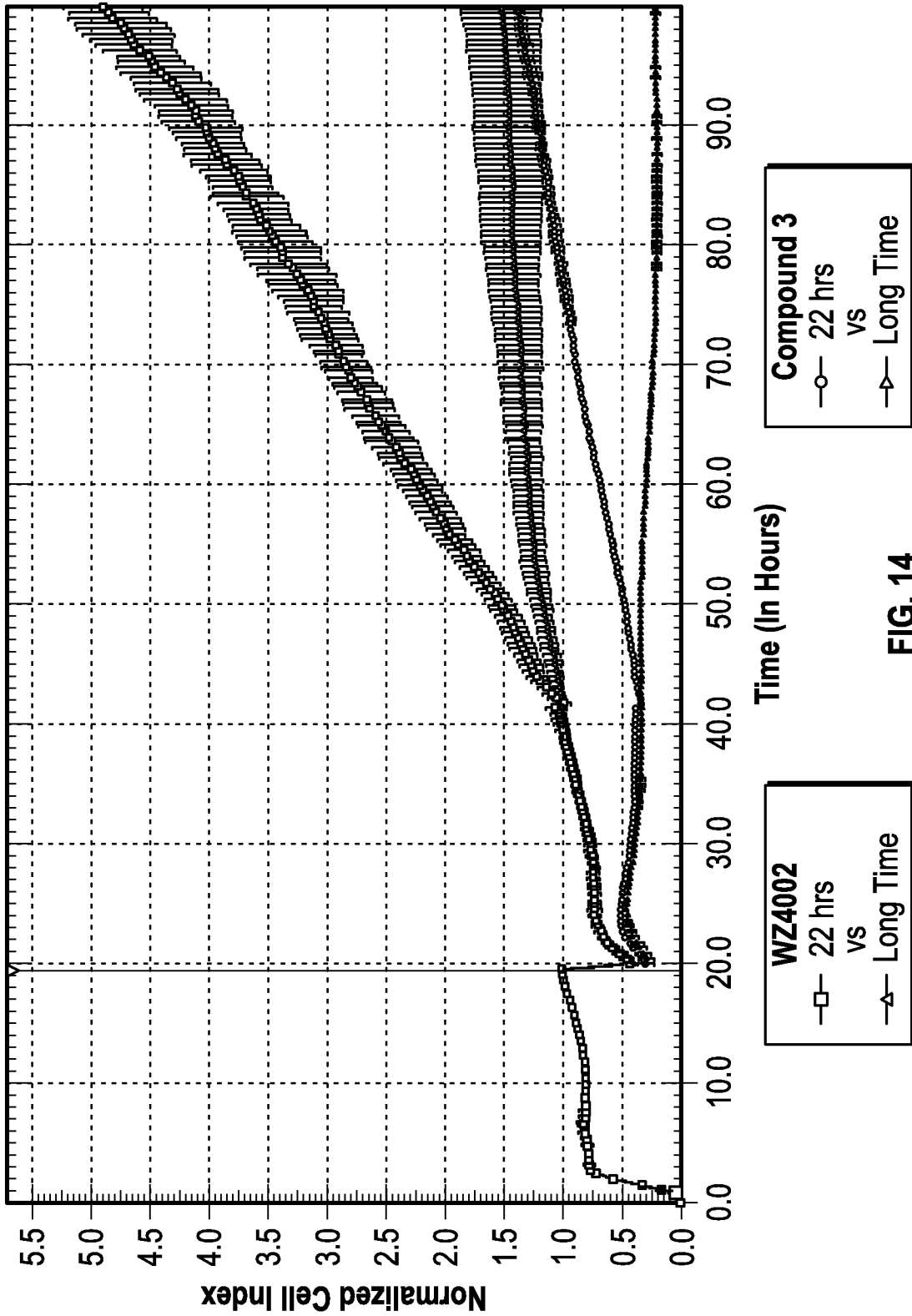


FIG. 14

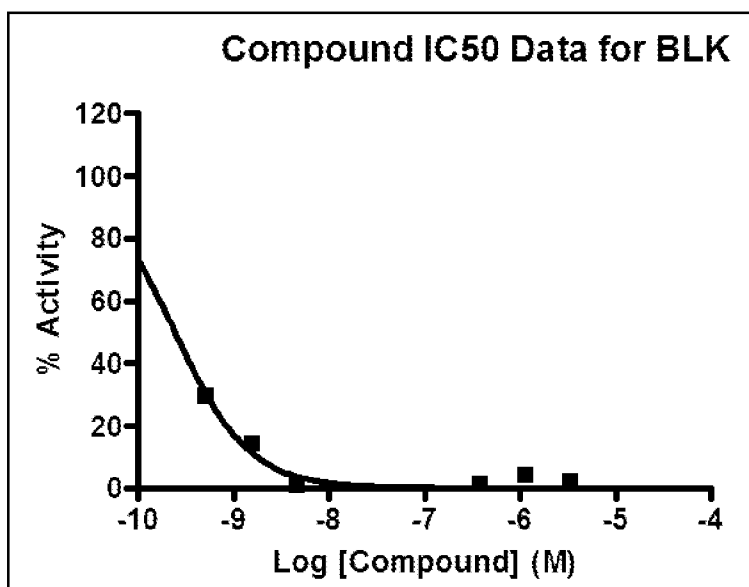


Figure 15A

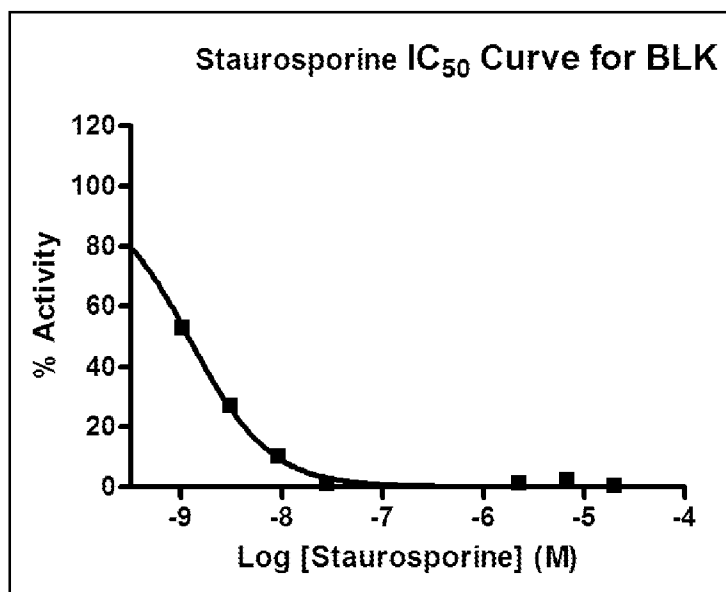


Figure 15B

Figure 15

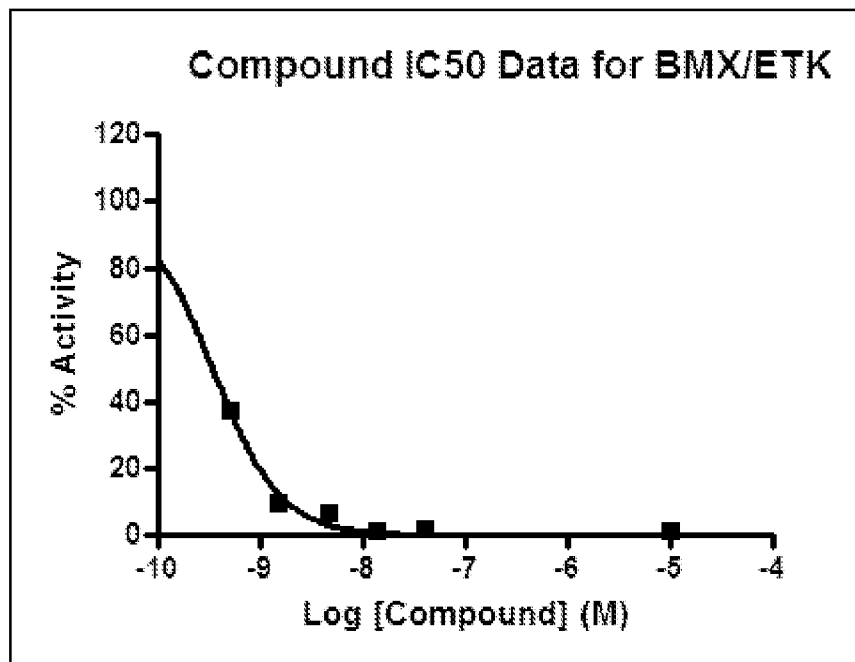


Figure 16

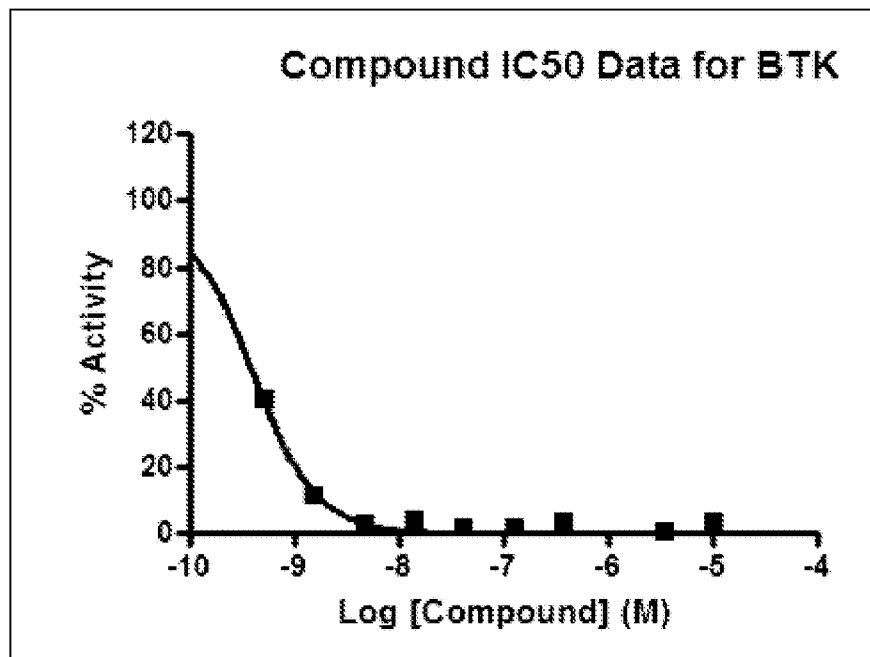


Figure 17

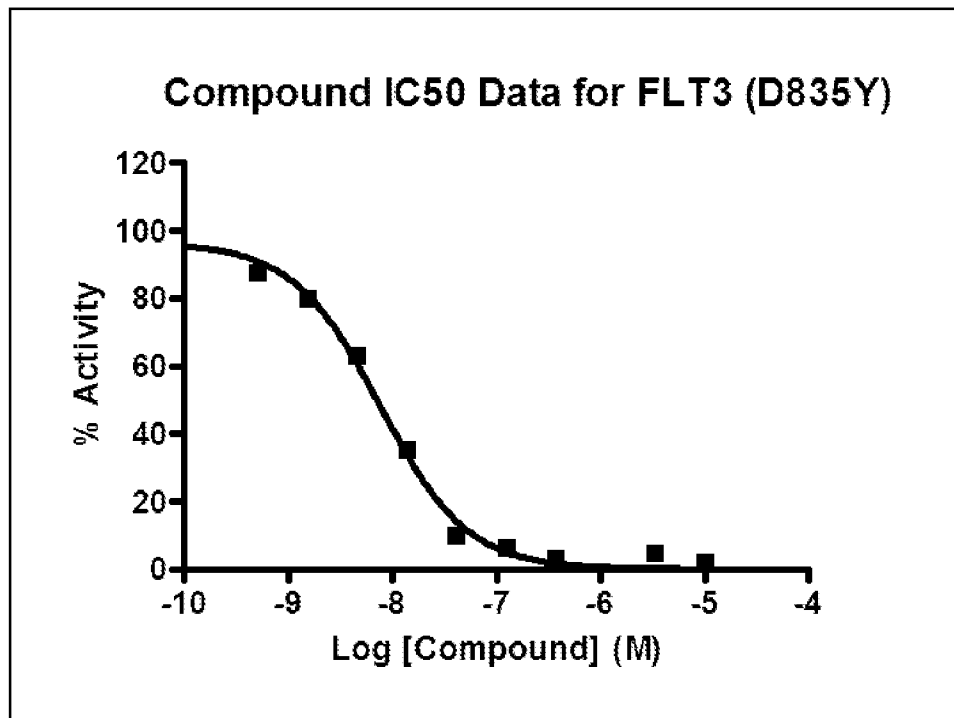


Figure 18

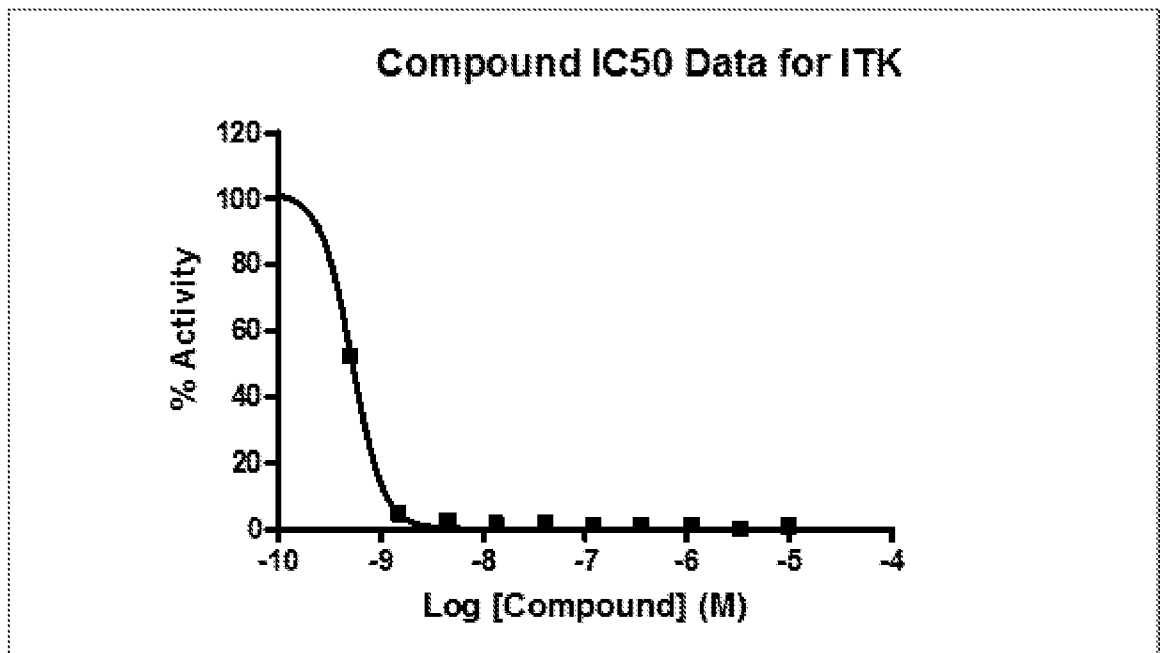


Figure 19

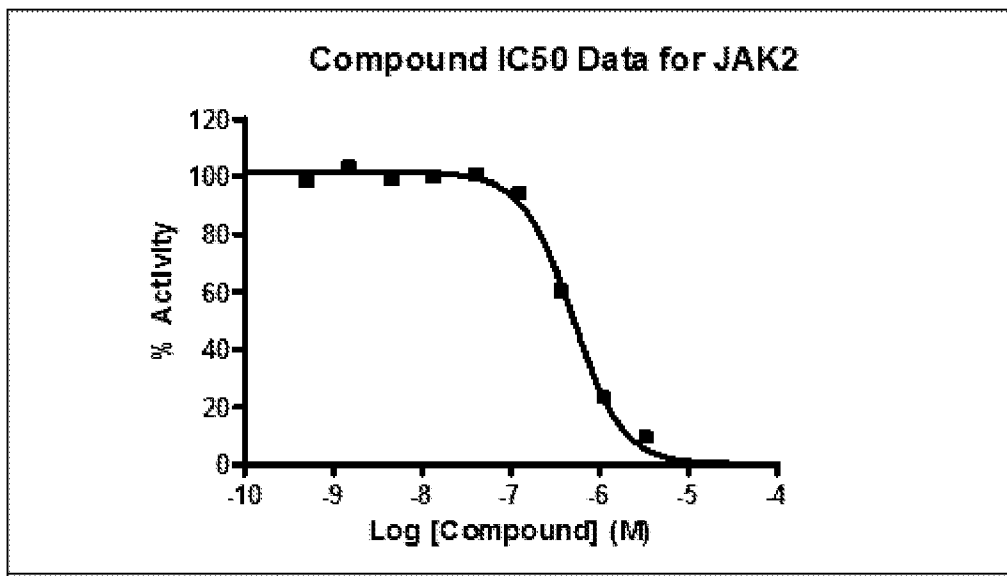


Figure 20

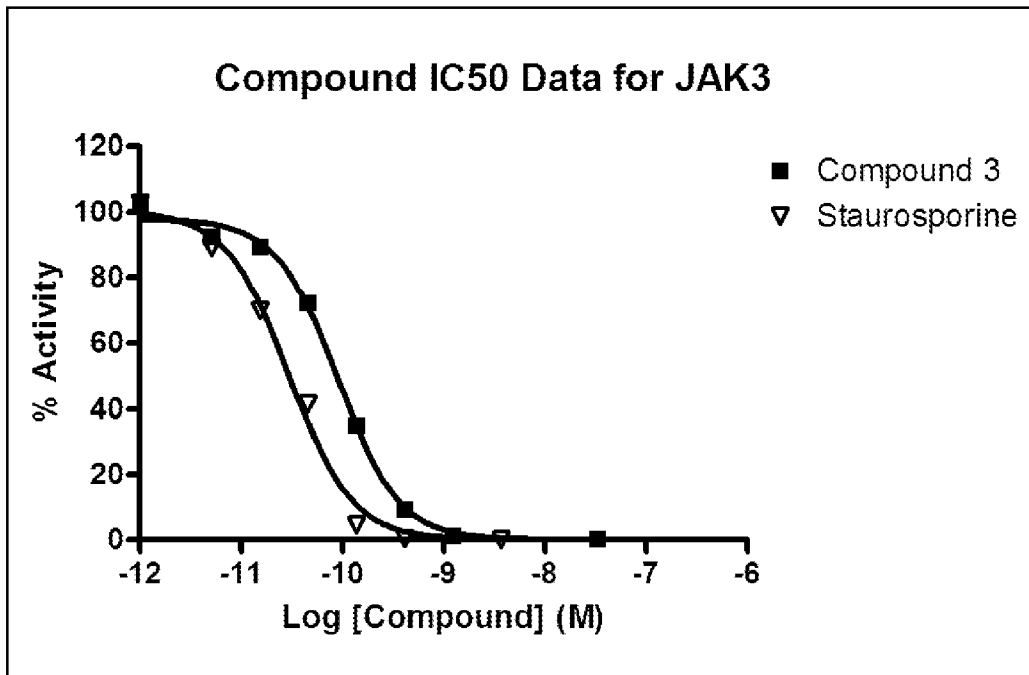


Figure 21

Compound IC50 Data for TEC

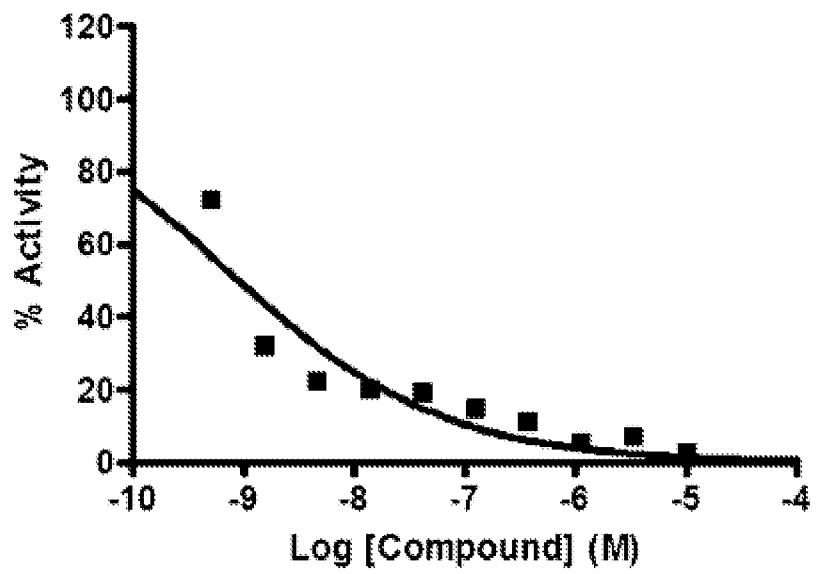


Figure 22

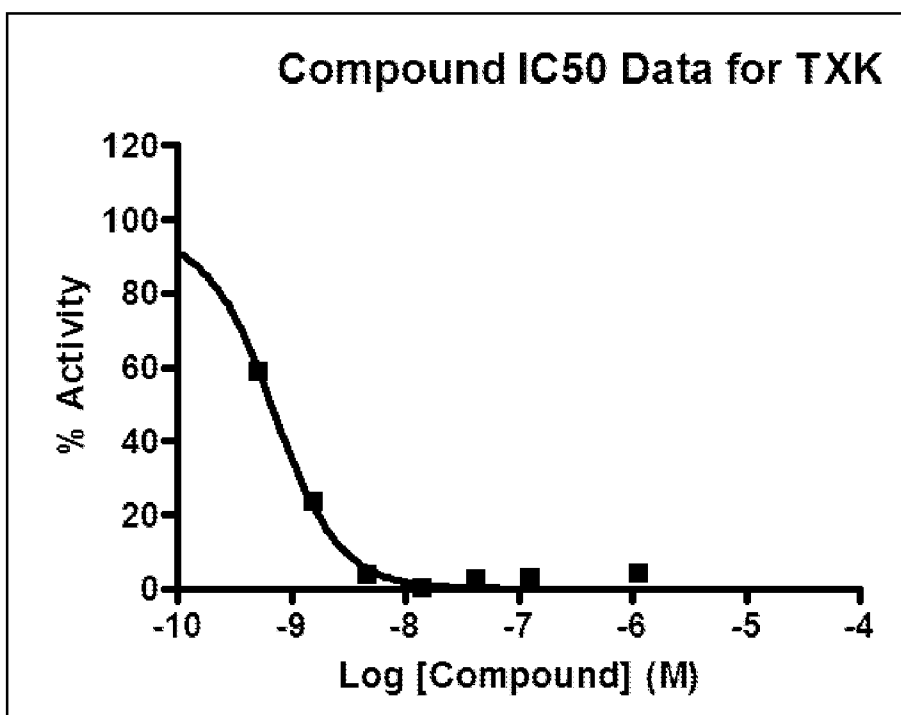


Figure 23

REFERENCES CITED IN THE DESCRIPTION


This list of references cited by the applicant is for the reader's convenience only. It does not form part of the European patent document. Even though great care has been taken in compiling the references, errors or omissions cannot be excluded and the EPO disclaims all liability in this regard.

Patent documents cited in the description

- US 61680231 A [0001]
- US 61814147 A [0001]
- US 84355413 A [0001]
- US 91751413 A [0001]
- US 61586718 A [0001]
- US 74018213 A [0001]
- US 7732127 B [0325] [0331]
- US 7192752 B [0325] [0331]
- US 7459303 B [0325] [0331]
- US 7468255 B [0325] [0331]
- US 7470533 B [0325] [0331]
- US 7560269 B [0325] [0331]
- US 60397749 B [0325]
- US 60435400 B [0325]
- US 60469572 B [0325]
- US 0322557 W [0325]
- US 0322537 W [0325]
- US 0437696 W [0325] [0331]
- US 0504481 W [0325] [0331]
- US 10705447 B [0325]
- US 10705615 B [0325]
- US 10987732 B [0325] [0331]
- US 11055639 B [0325] [0331]
- US 60519567 B [0325]
- US 60542927 B [0325]
- US 60548713 B [0325]
- US 60598608 B [0325]
- US 60598609 B [0325]
- US 60613749 B [0325]
- US 60613872 B [0325]
- US 60614601 B [0325]
- US 60630071 B [0325]
- US 60630131 B [0325]

Non-patent literature cited in the description

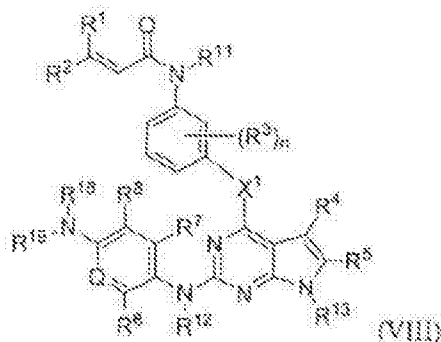
- **LOUDON.** Organic Chemistry. Oxford University Press, 2002 [0031]
- **SMITH ; MARCH.** March's Advanced Organic Chemistry: Reactions, Mechanisms, and Structure. Wiley-Interscience, 2001 [0031]
- **S.M. BERGE et al.** Pharmaceutical Salts. *J. Pharm. Sci.*, 1977, vol. 66, 1-19 [0051]
- Design of Prodrugs. Elsevier, 1985 [0054]
- **BERTOLINI et al.** *J. Med. Chem.*, 1997, vol. 40, 2011-2016 [0055]
- **SHAN et al.** *J. Pharm. Sci.*, 1997, vol. 86(7), 765-767 [0055]
- **BAGSHAWE.** *Drug Dev. Res.*, 1995, vol. 34, 220-230 [0055]
- **BODOR.** *Adv. Drug Res.*, 1984, vol. 13, 255-331 [0055]
- **BUNDGAARD.** Design of Prodrugs. Elsevier Press, 1985 [0055]
- **LARSEN et al.** Design and Application of Prodrugs, Drug Design and Development. Harwood Academic Publishers, 1991 [0055]
- Remington's Pharmaceutical Sciences. Mack Publishing Company, 1985 [0210]



SZTNH-100004102

Szabadalmi igénypontok

I. (VIII) általános képletű vegyületek:



ahol a képletben

 X^1 jelentése O atom, NH-csoport, S atom, CH_2 csoport vagy CF_2 csoport; R^1 és R^2 jelentése egymástól függetlenül a következők köréből van választva: hidrogénatom, halogénatom, 1-6 szénatomos alkilcsoport és 1-6 szénatomos haloalkil-csoport; R^3 jelentése a következők köréből van választva: halogénatom, hidroxilcsoport, 1-6 szénatomos alkilcsoport,

1-6 szénatomos alkoxicsoport, cianocsoport vagy nitrocsoport;

 n jelentése 0-4 közötti értékű szám; R^4 jelentése a következők köréből van választva: hidrogénatom, 1-6 szénatomos alkilcsoport, 3-7 szénatomos cikloalkilcsoport vagy $-NR^{22}R^{23}$ -csoport;

ahol a képletben az alkil- vagy cikloalkilcsoport helyettesíthető vagy helyettesítve van hidroxil- vagy aminosocsoporttal; és

minden egyes R^{22} és R^{23} jelentése egymástól függetlenül a következők köréből van választva: hidrogénatom és 1-6 szénatomos alkilcsoport, vagy R^{22} és R^{23} összekapcsolódhat, így egy 3-10 tagú gyűrűt képeznek; R^5 jelentése a következők köréből van választva: hidrogénatom vagy 1-6 szénatomos alkilcsoport; R^6 jelentése a következők köréből van választva: hidrogénatom, halogénatom, 1-6 szénatomos alkil-, 1-6 szénatomos haloalkil-, 1-6 szénatomos alkoxi-, 1-6 szénatomos haloalkoxi-, hidroxil-, ciano- vagy nitrocsoport; R^7 jelentése a következők köréből van választva: hidrogénatom, halogénatom, 1-6 szénatomos alkil-, 1-6 szénatomos haloalkil-, 1-6 szénatomos alkoxi-, 1-6 szénatomos haloalkoxi-, hidroxil-, ciano- vagy nitrocsoport;

R^8 jelentése a következők köréből van választva: hidrogénatom, halogénatom, 1-6 szénatomos alkil-, 1-6 szénatomos haloalkil-, 1-6 szénatomos alkoxi-, 1-6 szénatomos haloalkoxi-, hidroxil-, ciano- vagy nitrocsoport;
 Q jelentése CR^9 csoport vagy N atom;

ahol R^9 jelentése a következők köréből van választva: hidrogénatom, halogénatom, 1-6 szénatomos alkil-, 1-6 szénatomos haloalkil-, 1-6 szénatomos alkoxi-, 1-6 szénatomos haloalkoxi-, hidroxil-, ciano- vagy nitrocsoport;

R^{11} jelentése a következők köréből van választva: hidrogénatom vagy 1-6 szénatomos alkilcsoport;

R^{12} jelentése a következők köréből van választva: hidrogénatom vagy 1-6 szénatomos alkilcsoport;

R^{13} jelentése a következők köréből van választva: hidrogénatom, 1-6 szénatomos alkil-, 1-6 szénatomos acilcsoport, SO_2 -(1-6 szénatomos)alkilcsoport, 3-7 szénatomos cikloalkil- vagy 6-20 szénatomos arilcsoport;

ahol minden egyes alkilcsoport vagy arilcsoport helyettesítetlen vagy helyettesített hidroxilcsoporttal, 1-6 szénatomos alkoxilcsoporttal vagy halogénatommal; és

$NR^{18}R^{19}$ jelentése

(a)



ahol a képletben R^{10} jelentése a következők köréből van választva: hidrogénatom és 1-6 szénatomos alkilcsoport;

R^{15} jelentése helyettesítetlen metilcsoport vagy 2-4 szénatomos alkilcsoport, amely helyettesítetlen vagy helyettesített hidroxilcsoporttal, metoxilcsoporttal vagy halogénatommal; és

m értéke 1 vagy 2;

vagy

(b) ahol a képletben R^{17} és R^8 együtt 5-tagú vagy 6-tagú heteroaril gyűrűt képeznek, amely adott esetekben helyettesített 1-6 szénatomos alkilcsoporttal, amely helyettesítetlen vagy helyettesített aminocsoporttal, hidroxilcsoporttal vagy halogénatommal; és

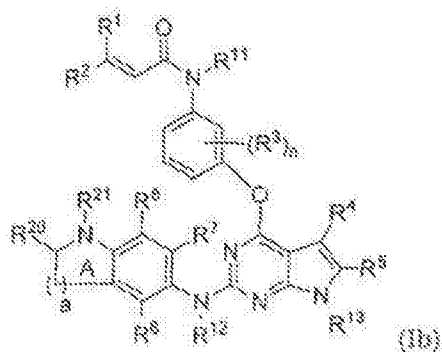
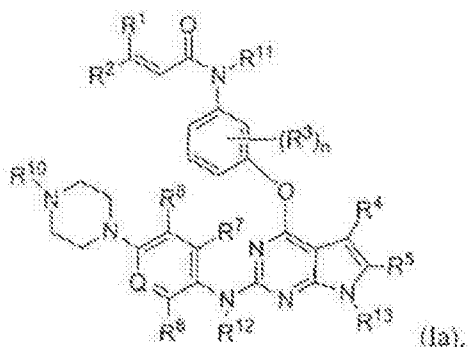
R^{18} jelentése hidrogénatom vagy 1-6 szénatomos alkilcsoport vagy hiányzik, és így biztosítja a heteroaril gyűrű vegyértékét;

feltéve, hogy sem R^6 , sem pedig R^7 jelentése nem metoxilcsoport, amikor $NR^{18}R^{19}$ jelentése



vagy annak egy gyógyészatilag elfogadható sója.

2. Az 1. igénypont szerinti vegyület, ahol a vegyület az (Ia) vagy az (Ib) általános képletű vegyület:



ahol a képletben

R^1 és R^2 jelentése egymástól függetlenül a következők köréből van választva: hidrogénatom, halogénatom, 1-6 szénatomos alkilcsoport vagy 1-6 szénatomos haloalkilcsoport;

R^3 jelentése a következők köréből van választva: halogénatom, hidroxilcsoport, 1-6 szénatomos alkil-, 1-6 szénatomos alkoxi-, ciano- vagy nitrocsoport;

n jelentése 0 és 4 közötti értékű szám;

R^4 jelentése a következők köréből van választva: hidrogénatom, 1-6 szénatomos alkilcsoport, 3-7 szénatomos cikloalkilcsoport vagy $-NR^{22}R^{22}$ -csoport;

ahol az alkilcsoport vagy a cikloalkilcsoport helyettesítetlen vagy helyettesített hidroxilcsoporttal vagy aminosocsoporttal; és

minden egyes R^{22} és R^{23} jelentése egymástól függetlenül a következők köréből van választva: hidrogénatom és 1-6 szénatomos alkilcsoport, vagy R^{22} és R^{23} összekapcsolódhat, így egy 3-10 tagú gyűrűt képeznek;

R^5 jelentése a következők köréből van választva: hidrogénatom vagy 1-6 szénatomos alkilcsoport;

R^6 jelentése a következők köréből van választva: hidrogénatom, halogénatom, 1-6 szénatomos alkilcsoport, 1-6 szénatomos haloalkil-, 2-6 szénatomos alkoxi-, 1-6 szénatomos haloalkoxi-, hidroxil-, ciano- vagy nitrocsoport;

R^7 jelentése a következők köréből van választva: hidrogénatom, halogénatom, 1-6 szénatomos alkilcsoport, 1-6 szénatomos haloalkil-, 2-6 szénatomos alkoxi-, 1-6 szénatomos haloalkoxi-, hidroxil-, ciano- vagy nitrocsoport;

R^8 jelentése a következők köréből van választva: hidrogénatom, halogénatom, 1-6 szénatomos alkilcsoport, 1-6 szénatomos haloalkil-, 1-6 szénatomos alkoxi-, 1-6 szénatomos haloalkoxi-, hidroxil-, ciano- vagy nitrocsoport;

Q jelentése CR^9 -csoport vagy N-atom;

ahol R^9 jelentése a következők köréből van választva: hidrogénatom, halogénatom, 1-6 szénatomos alkilcsoport, 1-6 szénatomos haloalkil-, 1-6 szénatomos alkoxi-, 1-6 szénatomos haloalkoxi-, hidroxil-, ciano- vagy nitrocsoport;

R^{10} jelentése a következők köréből van választva: hidrogénatom vagy 1-6 szénatomos alkilcsoport;

a értéke 1 vagy 2;

A-gyűrű egy aromás gyűrű;

R^{20} és R^{21} jelentése egymástól függetlenül a következők köréből van választva: hidrogénatom és 1-6 szénatomos alkilcsoport;

ahol az alkilcsoport helyettesítetlen vagy helyettesített aminocsoporttal, hidroxilcsoporttal vagy halogénatommal;

ahol R^{21} hiányozhat, ha azt a vegyérték igény úgy kívánja;

R^{11} jelentése a következők köréből van választva: hidrogénatom és 1-6 szénatomos alkilcsoport;

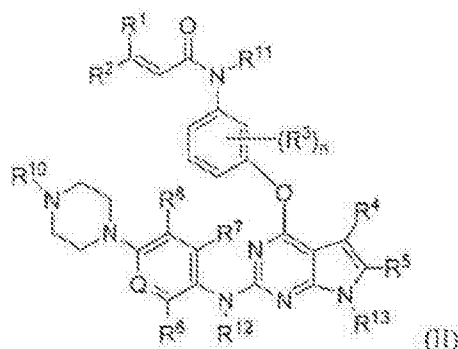
R^{12} jelentése a következők köréből van választva: hidrogénatom és 1-6 szénatomos alkilcsoport; és

R^{13} jelentése a következők köréből van választva: hidrogénatom és 1-6 szénatomos alkilcsoport; 1-6 szénatomos acilcsoport, SO_2 -(1-6 szénatomos)alkilcsoport, 3-7 szénatomos cikloalkilcsoport vagy 6-20 szénatomos arilcsoport;

ahol minden egyes alkilcsoport vagy arilcsoport helyettesítetlen vagy helyettesített hidroxilcsoporttal, 1-6 szénatomos alkoxicsoporttal vagy halogénatommal;

vagy azok egy gyógyászatiilag elfogadható sója.

3. Az 1. igénypont szerinti vegyület, ahol a vegyület a (II) általános képletű vegyület:



ahol a képletben

R¹ és R² jelentése egymástól függetlenül a következők köréből van választva: hidrogénatom, halogénatom, 1-6 szénatomos alkilcsoport vagy 1-6 szénatomos haloalkilcsoport;

R³ jelentése a következők köréből van választva: halogénatom, hidroxilcsoport, 1-6 szénatomos alkil-, 1-6 szénatomos alkoxi-, ciano- vagy nitrocsoport;

n értéke 0 és 4 közötti értékű szám;

R⁴ jelentése a következők köréből van választva: hidrogénatom, 1-6 szénatomos alkilcsoport, 3-7 szénatomos cikloalkilcsoport vagy -NR²²R²³-csoport;

ahol a képletben az alkilcsoport vagy a cikloalkilcsoport helyettesítetlen vagy helyettesített hidroxilcsoporttal vagy aminocsoporttal; és

minden egyes R²² és R²³ jelentése egymástól függetlenül a következők köréből van választva: hidrogénatom és 1-6 szénatomos alkilcsoport vagy R²² és R²³ összekapcsolódhat, így egy 3-10 tagú gyűrűt képeznek;

R⁵ jelentése a következők köréből van választva: hidrogénatom vagy 1-6 szénatomos alkilcsoport;

R⁶ jelentése a következők köréből van választva: hidrogénatom, halogénatom, 1-6 szénatomos alkilcsoport, 1-6 szénatomos haloalkil-, 2-6 szénatomos alkoxi-, 1-6 szénatomos haloalkoxi-, hidroxil-, ciano- vagy nitrocsoport;

R⁷ jelentése a következők köréből van választva: hidrogénatom, halogénatom, 1-6 szénatomos alkilcsoport, 1-6 szénatomos haloalkil-, 2-6 szénatomos alkoxi-, 1-6 szénatomos haloalkoxi-, hidroxil-, ciano- vagy nitrocsoport;

R⁸ jelentése a következők köréből van választva: hidrogénatom, halogénatom, 1-6 szénatomos alkilcsoport, 1-6 szénatomos haloalkil-, 1-6 szénatomos alkoxi-, 1-6 szénatomos haloalkoxi-, hidroxil-, ciano- vagy nitrocsoport;

Q jelentése CR⁹-csoport vagy N-atom;

ahol R^9 jelentése a következők köréből van választva: hidrogénatom, halogénatom, 1-6 szénatomos alkilcsoport, 1-6 szénatomos haloalkil-, 1-6 szénatomos alkoxi-, 1-6 szénatomos haloalkoxi-, hidroxil-, ciano- vagy nitrocsoport;

R^{10} jelentése a következők köréből van választva: hidrogénatom vagy 1-6 szénatomos alkilcsoport;

R^{11} jelentése a következők köréből van választva: hidrogénatom vagy 1-6 szénatomos alkilcsoport;

R^{12} jelentése a következők köréből van választva: hidrogénatom vagy 1-6 szénatomos alkilcsoport; és

R^{13} jelentése a következők köréből van választva: hidrogénatom, 1-6 szénatomos alkilcsoport és 6-20 szénatomos arilcsoport, ahol minden egyes alkilcsoport vagy arilcsoport helyettesítetlen vagy helyettesített hidroxilcsoporttal, 1-6 szénatomos alkoxycsoporttal vagy halogénatommal;

vagy azok egy gyógyászatiilag elfogadható sója.

4. Az 1. igénypont szerinti vegyület, ahol a képletben X^1 jelentése O atom vagy NH csoport.

5. Az 1-4. igénypontok bármelyike szerinti vegyület, ahol a képletben R^1 és R^2 jelentése egyaránt hidrogénatom.

6. Az 1-5. igénypontok bármelyike szerinti vegyület, ahol a képletben n értéke nulla.

7. Az 1. igénypont szerinti vegyület, ahol a képletben $-NR^{18}R^{17}$




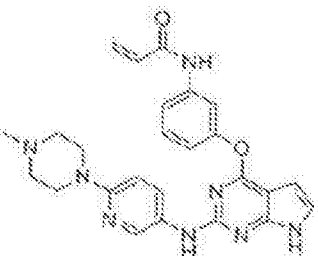
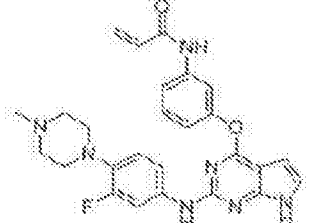
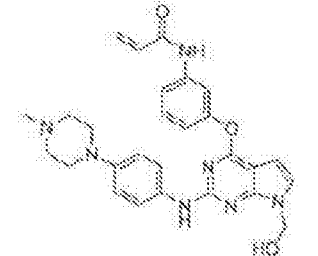
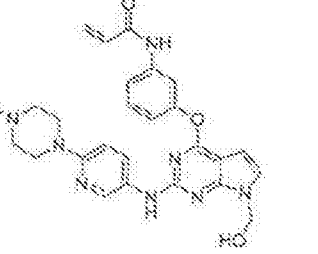
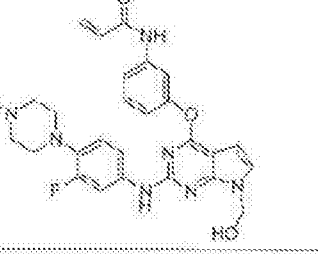
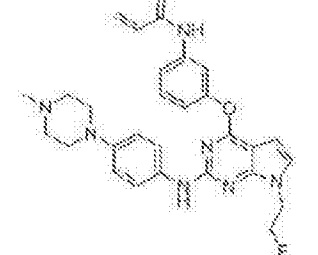
8. Az 1-7. igénypontok bármelyike szerinti vegyület, ahol a képletben R^{19} jelentése metilcsoport.

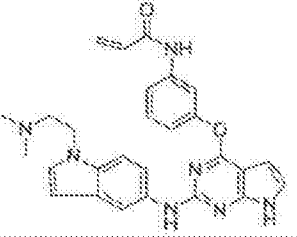
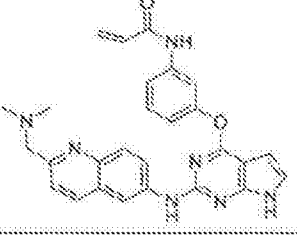
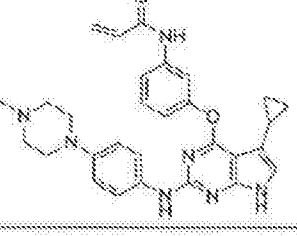
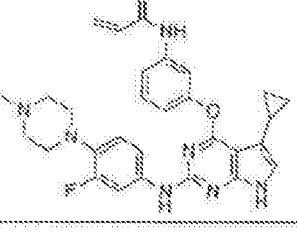
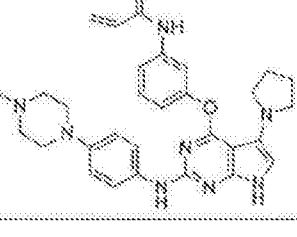
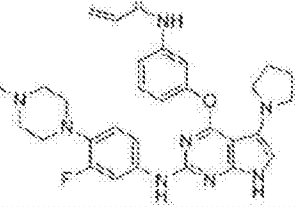
9. Az 1-8. igénypontok bármelyike szerinti vegyület, ahol a képletben Q jelentése CR^9 csoport.

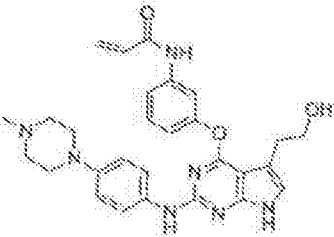
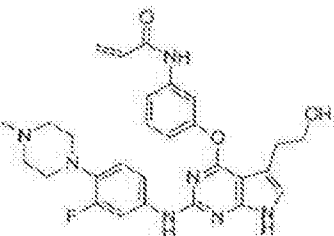
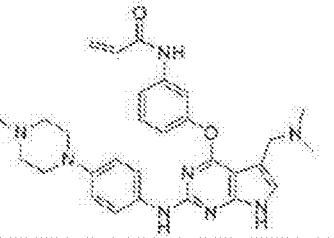
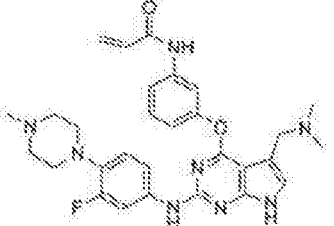
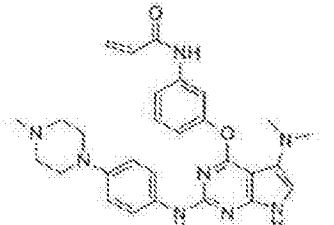
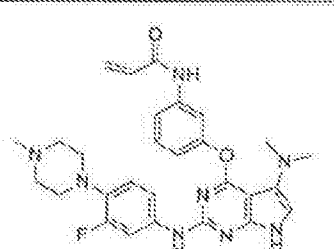
10. A 9. igénypont szerinti vegyület, ahol a képletben R^8 jelentése hidrogénatom vagy fluoratom.

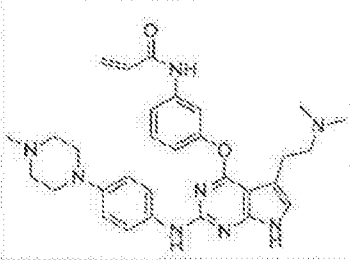
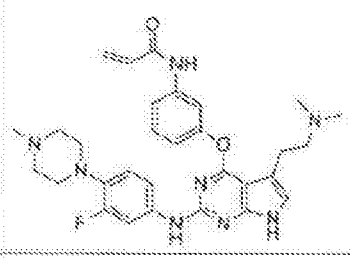
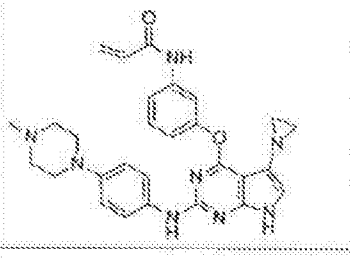
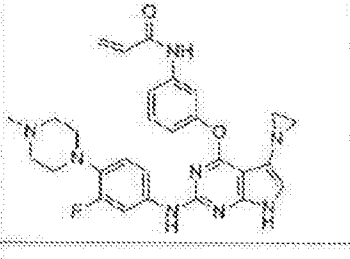
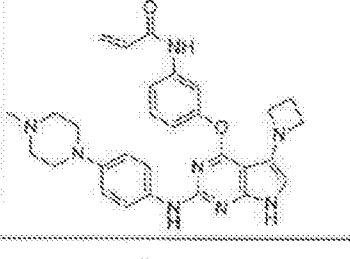
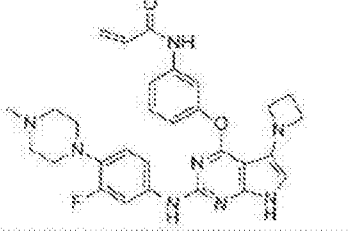
11. Az 1. igénypont szerinti vegyület, ahol a képletben a vegyület a következők köréből van választva:

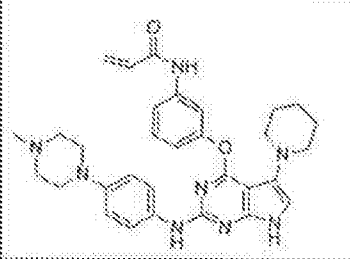
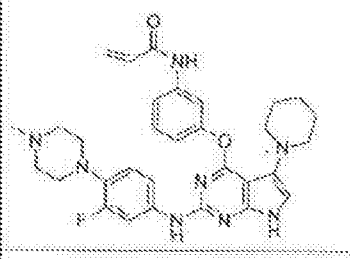
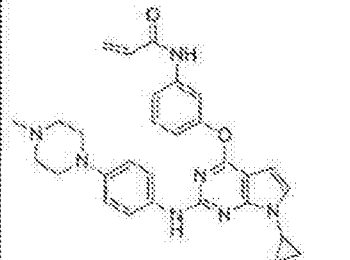
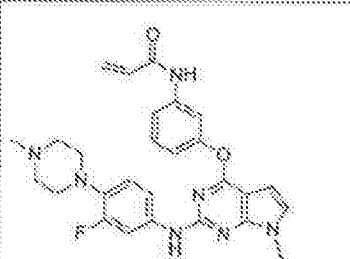
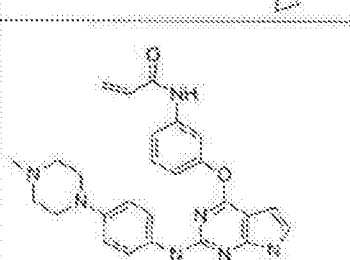
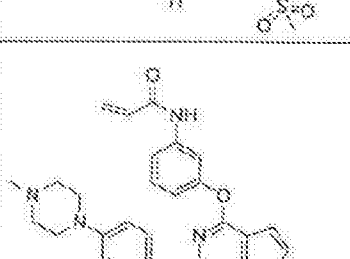


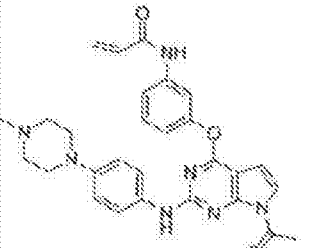
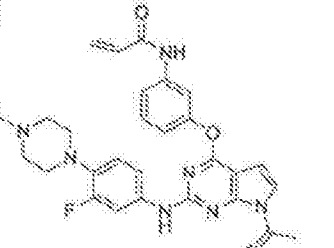
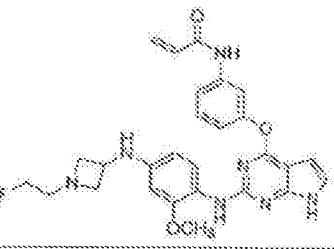
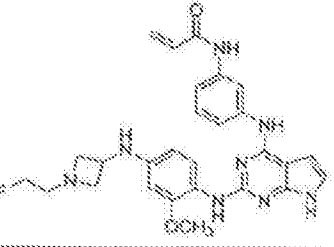
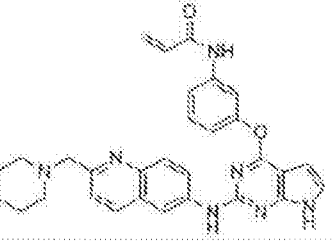
	<p>N-(3-((2-((6-(4-metilpiperazin-1-il)piridin-3-il)amino)-7H-pirrol[2,3-d]pirimidin-4-il)oksi)fenil)akrilamid</p>
	<p>N-(3-((2-((3-fluoro-4-(4-metilpiperazin-1-il)fenil)amino)-7H-pirrol[2,3-d]pirimidin-4-il)oksi)fenil)akrilamid</p>
	<p>N-(3-((7-(hidroksimetil)-2-((4-(4-metilpiperazin-1-il)fenil)amino)-7H-pirrol[2,3-d]pirimidin-4-il)oksi)fenil)akrilamid</p>
	<p>N-(3-((7-(hidroksimetil)-2-((6-(4-metilpiperazin-1-il)piridin-3-il)amino)-7H-pirrol[2,3-d]pirimidin-4-il)oksi)fenil)akrilamid</p>
	<p>N-(3-((2-((3-fluoro-4-(4-metilpiperazin-1-il)fenil)amino)-7-(hidroksimetil)-7H-pirrol[2,3-d]pirimidin-4-il)oksi)fenil)akrilamid</p>
	<p>N-(3-((7-(2-fluoroetil)-2-((4-(4-metilpiperazin-1-il)fenil)amino)-7H-pirrol[2,3-d]pirimidin-4-il)oksi)fenil)akrilamid</p>

	N-(3-((2-((1-(2-(dimetil amino)etil)-1H-indol-5-il)amino)-7H-pirrolo[2,3-d]pirimidin-4-il)oksi)fenil)akrilamid
	N-(3-((2-((2-((dimetil amino)metil)kinolin-6-il)amino)-7H-pirrolo[2,3-d]pirimidin-4-il)oksi)fenil)akrilamid
	N-(3-((5-ciklopropil-2-((4-(4-metilpiperazin-1-il)fenil)amino)-7H-pirrolo[2,3-d]pirimidin-4-il)oksi)fenil)akrilamid
	N-(3-((5-ciklopropil-2-((3-fluoro-4-(4-metilpiperazin-1-il)fenil)amino)-7H-pirrolo[2,3-d]pirimidin-4-il)oksi)fenil)akrilamid
	N-(3-((2-((4-(4-metilpiperazin-1-il)fenil)amino)-5-(pirrolidin-1-il)-7H-pirrolo[2,3-d]pirimidin-4-il)oksi)fenil)akrilamid
	N-(3-((2-((3-fluoro-4-(4-metilpiperazin-1-il)fenil)amino)-5-(pirrolidin-1-il)-7H-pirrolo[2,3-d]pirimidin-4-il)oksi)fenil)akrilamid

	<p>N-(3-((5-(2-hidroxietyl)-2-((4-(4-metilpiperazin-1-il)fenil)amino)-7H-pirrolo[2,3-d]pirimidin-4-il)oksi)fenil)akrilamid</p>
	<p>N-(3-((2-((3-fluoro-4-(4-metilpiperazin-1-il)fenil)amino)-5-(2-hidroxietyl)-7H-pirrolo[2,3-d]pirimidin-4-il)oksi)fenil)akrilamid</p>
	<p>N-(3-((5-((dimetilamino)metil)-2-((4-(4-metilpiperazin-1-il)fenil)amino)-7H-pirrolo[2,3-d]pirimidin-4-il)oksi)fenil)akrilamid</p>
	<p>N-(3-((5-((dimetilamino)metil)-2-((3-fluoro-4-(4-metilpiperazin-1-il)fenil)amino)-7H-pirrolo[2,3-d]pirimidin-4-il)oksi)fenil)akrilamid</p>
	<p>N-(3-((5-(dimetilamino)-2-((4-(4-metilpiperazin-1-il)fenil)amino)-7H-pirrolo[2,3-d]pirimidin-4-il)oksi)fenil)akrilamid</p>
	<p>N-(3-((5-(dimetilamino)-2-((3-fluoro-4-(4-metilpiperazin-1-il)fenil)amino)-7H-pirrolo[2,3-d]pirimidin-4-il)oksi)fenil)akrilamid</p>

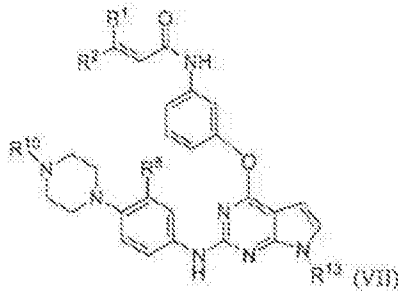
	N-(3-((5-(2-(dimetilamino)etil)-2-((4-(4-metilpiperazin-1-il)fenil)amino)-7H-pirrolo[2,3-d]pirimidin-4-il)oksi)fenil)akrilamid
	N-(3-((5-(2-(dimetilamino)etil)-2-((3-fluoro-4-(4-metilpiperazin-1-il)fenil)amino)-7H-pirrolo[2,3-d]pirimidin-4-il)oksi)fenil)akrilamid
	N-(3-((5-(aziridin-1-il)-2-((4-(4-metilpiperazin-1-il)fenil)amino)-7H-pirrolo[2,3-d]pirimidin-4-il)oksi)fenil)akrilamid
	N-(3-((5-(aziridin-1-il)-2-((3-fluoro-4-(4-metilpiperazin-1-il)fenil)amino)-7H-pirrolo[2,3-d]pirimidin-4-il)oksi)fenil)akrilamid
	N-(3-((5-(azetidin-1-il)-2-((4-(4-metilpiperazin-1-il)fenil)amino)-7H-pirrolo[2,3-d]pirimidin-4-il)oksi)fenil)akrilamid
	N-(3-((5-(azetidin-1-il)-2-((3-fluoro-4-(4-metilpiperazin-1-il)fenil)amino)-7H-pirrolo[2,3-d]pirimidin-4-il)oksi)fenil)akrilamid

	N-(3-(2-((4-(4-metilpiperazin-1-il)fenil)amino)-5-(piperidin-1-il)-7H-pirolo[2,3-d]pirimidin-4-il)oksi)fenil)akrilamid
	N-(3-(2-((3-fluoro-4-(4-metilpiperazin-1-il)fenil)amino)-5-(piperidin-1-il)-7H-pirolo[2,3-d]pirimidin-4-il)oksi)fenil)akrilamid
	N-(3-(7-ciklopropil-2-((4-(4-metilpiperazin-1-il)fenil)amino)-7H-pirolo[2,3-d]pirimidin-4-il)oksi)fenil)akrilamid
	N-(3-(7-ciklopropil-2-((3-fluoro-4-(4-metilpiperazin-1-il)fenil)amino)-7H-pirolo[2,3-d]pirimidin-4-il)oksi)fenil)akrilamid
	N-(3-(2-((4-(4-metilpiperazin-1-il)fenil)amino)-7-(metilsulfonil)-7H-pirolo[2,3-d]pirimidin-4-il)oksi)fenil)akrilamid
	N-(3-(2-((3-fluoro-4-(4-metilpiperazin-1-il)fenil)amino)-7-(metilsulfonil)-7H-pirolo[2,3-d]pirimidin-4-il)oksi)fenil)akrilamid

	<p>N-(3-(7-acetil-2-((4-(4-metilpiperazin-1-il)fenil)amino)-7H-pirrolo[2,3-d]pirimidin-4-il)oxi)fenil)akrilamid</p>
	<p>N-(3-(7-acetil-2-(3-fluoro-4-(4-metilpiperazin-1-il)fenil)amino)-7H-pirrolo[2,3-d]pirimidin-4-il)oxi)fenil)akrilamid</p>
	<p>N-(3-(2-(4-(1-(2-fluoroetil)azetidín-3-il)amino)-2-metoxifenil)amino)-7H-pirrolo[2,3-d]pirimidin-4-il)oxi)fenil)akrilamid</p>
	<p>N-(3-(2-(4-(1-(2-fluoroetil)azetidín-3-il)amino)-2-metoxifenil)amino)-7H-pirrolo[2,3-d]pirimidin-4-il)amino)fenil)akrilamid; és</p>
	<p>N-(3-(2-((2-(piperidin-1-il)metil)kinolin-6-il)amino)-7H-pirrolo[2,3-d]pirimidin-4-il)oxi)fenil)akrilamid</p>

vagy annak egy gyógyászatiilag elfogadható sója.

12. Az 1. igénypont szerinti vegyület, ahol a vegyület a (VII) általános képletű vegyület:



ahol a képletben

R¹ és R² egymástól függetlenül a következők köréből van választva: hidrogénatom, halogénatom, 1-6 szénatomos alkilcsoport vagy 1-6 szénatomos haloalkilcsoport;

R³ jelentése a következők köréből van választva: halogénatom, 1-6 szénatomos alkilcsoport, 1-6 szénatomos haloalkil-, 1-6 szénatomos alkoxi-, 1-6 szénatomos haloalkoxi-, hidroxil-, ciano- vagy nitrócsoport;

R¹⁰ jelentése 1-6 szénatomos alkilcsoport; és

R¹³ jelentése hidrogénatom vagy 1-6 szénatomos alkilcsoport;

vagy annak egy gyógyászatiilag elfogadható sója.

13. Gyógyászati készítmény, amely tartalmaz (a) legalább egy vegyületet az 1-12. igénypontok szerinti vegyületek vagy azok egy gyógyászatiilag elfogadható sója köréből választva, és (b) egy gyógyászatiilag elfogadható vívőanyagot vagy segédanyagot.

14. Az 1-12. igénypontok bármelyike szerinti vegyület vagy annak egy gyógyászatiilag elfogadható sója vagy a 13. igénypont szerinti gyógyászati készítmény egy sejtburjánzásos rendellenesség, rák, daganat, egy gyulladási betegség, egy autoimmun betegség, pszoriázis, száraz szem vagy immunológiailag rokon betegség kezelésében vagy megelőzésében történő alkalmazásra.

15. Vegyület vagy gyógyászati készítmény a 14. igénypont szerinti alkalmazásra, ahol a sejtburjánzásos betegség a következők köréből van választva: szarkóma, bőrrák, fibroszarkóma, méhnyakrák, gyomorrák, bőrrák, leukémia, limfóma, tüdőrák, nem kissejtes tüdőrák, vastagbélrák, központi idegrendszeri rák, melanóma, petefészekrák, veserák, prosztatarák, mellrák, májrák, a fej és a nyak rákos megbetegedési, és hasnyálmirigyrák.

16. Az 1. igénypont szerinti vegyület, ahol a vegyület N-(3-((2-((3-fluor-4-(4-metilpiperazin-1-il)fenil)amino)-7H-pirolo[2,3-d]pirimidin-4-il)oxi)fenil)akrilamid vagy annak egy gyógyászatiilag elfogadható sója.

17. A 16. igénypont szerinti vegyület, ahol a vegyület N-(3-((2-((3-fluor-4-(4-metilpiperazin-1-il)fenil)amino)-7H-pirolo[2,3-d]pirimidin-4-il)oxi)fenil)akrilamid-hidroklorid só vagy maleát só.

18. Az 1-12. igénypontok bármelyike szerinti vegyület vagy annak egy gyógyászatiilag elfogadható sója és egy második megelőző vagy terápiás szer kombinációja egy sejtburjánzásos betegség, rák, daganat, gyulladási betegség, autoimmun betegség, pszoriázis, száraz szem vagy egy immunológiailag rokon betegség kezelésében vagy megelőzésében történő alkalmazásra egy alanyban.