



US00D375654S

# United States Patent [19]

[11] **Patent Number: Des. 375,654**

**Ferris**

[45] **Date of Patent: \*\*Nov. 19, 1996**

[54] **SEAL FOR FOOD CONTAINER**  
 [75] Inventor: **Ian Ferris**, Finchampstead, England  
 [73] Assignee: **Dart Industries Inc.**, Deerfield, Ill.  
 [\*\*] Term: **14 Years**

3,447,714 6/1969 Elliot ..... D9/428 X  
 3,487,972 6/1970 Swett ..... D9/428 X  
 4,143,805 3/1979 Suiton ..... D7/542  
 4,412,630 11/1983 Daenen .

*Primary Examiner*—M. N. Pandozzi  
*Attorney, Agent, or Firm*—John A. Doninger

[21] Appl. No.: **43,925**  
 [22] Filed: **Sep. 28, 1995**  
 [52] **U.S. Cl.** ..... **D7/392.1; D7/391**  
 [58] **Field of Search** ..... **D7/392.1, 391,**  
                                   **D7/392, 387, 629, 601, 602, 538, 542;**  
                                   **D9/435, 428, 454; 220/326, 575, 23.8,**  
                                   **556, 213**

### [57] CLAIM

The ornamental design for a seal for food container, as shown and described.

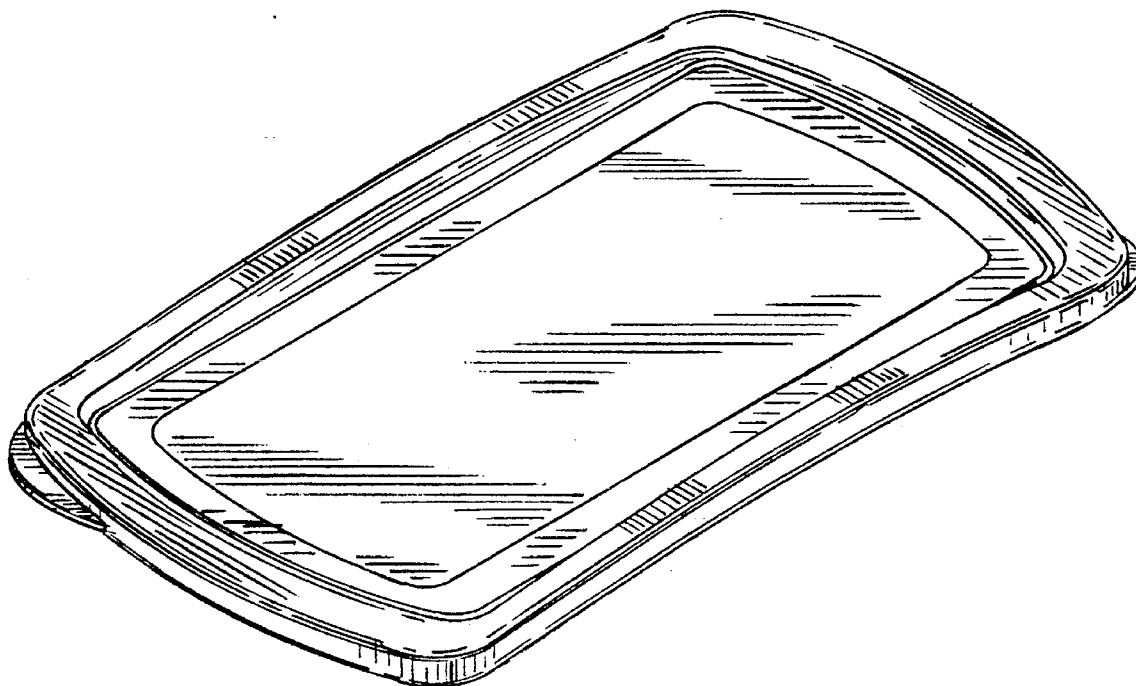
### DESCRIPTION

FIG. 1 is a top, front and side perspective view of a seal for food container showing my new design;  
 FIG. 2 is a top plan thereof;  
 FIG. 3 is a bottom plan thereof;  
 FIG. 4 is a front view thereof;  
 FIG. 5 is a rear view thereof;  
 FIG. 6 is a left side elevational view thereof;  
 FIG. 7 is a right side elevational view thereof;  
 FIG. 8 is a cross-section view thereof taken on line 8—8 in FIG. 2; and,  
 FIG. 9 is a cross-section view thereof taken on line 9—9 in FIG. 2.

[56] **References Cited**  
 U.S. PATENT DOCUMENTS

D. 270,448	4/1971	Swett et al. ....	D7/542 X
D. 285,906	9/1986	Tyler .....	D9/435 X
D. 308,941	7/1990	Kong .	
D. 321,111	10/1991	Wolff .....	D9/435 X
D. 321,456	11/1991	Wolff .....	D9/435 X
D. 325,847	5/1992	Wolff .	
D. 326,979	6/1992	Wolff .....	D7/392.1 X
D. 360,105	7/1995	Doxey .....	D7/391
3,384,263	5/1968	Bernstein .....	D7/629 X

**1 Claim, 4 Drawing Sheets**



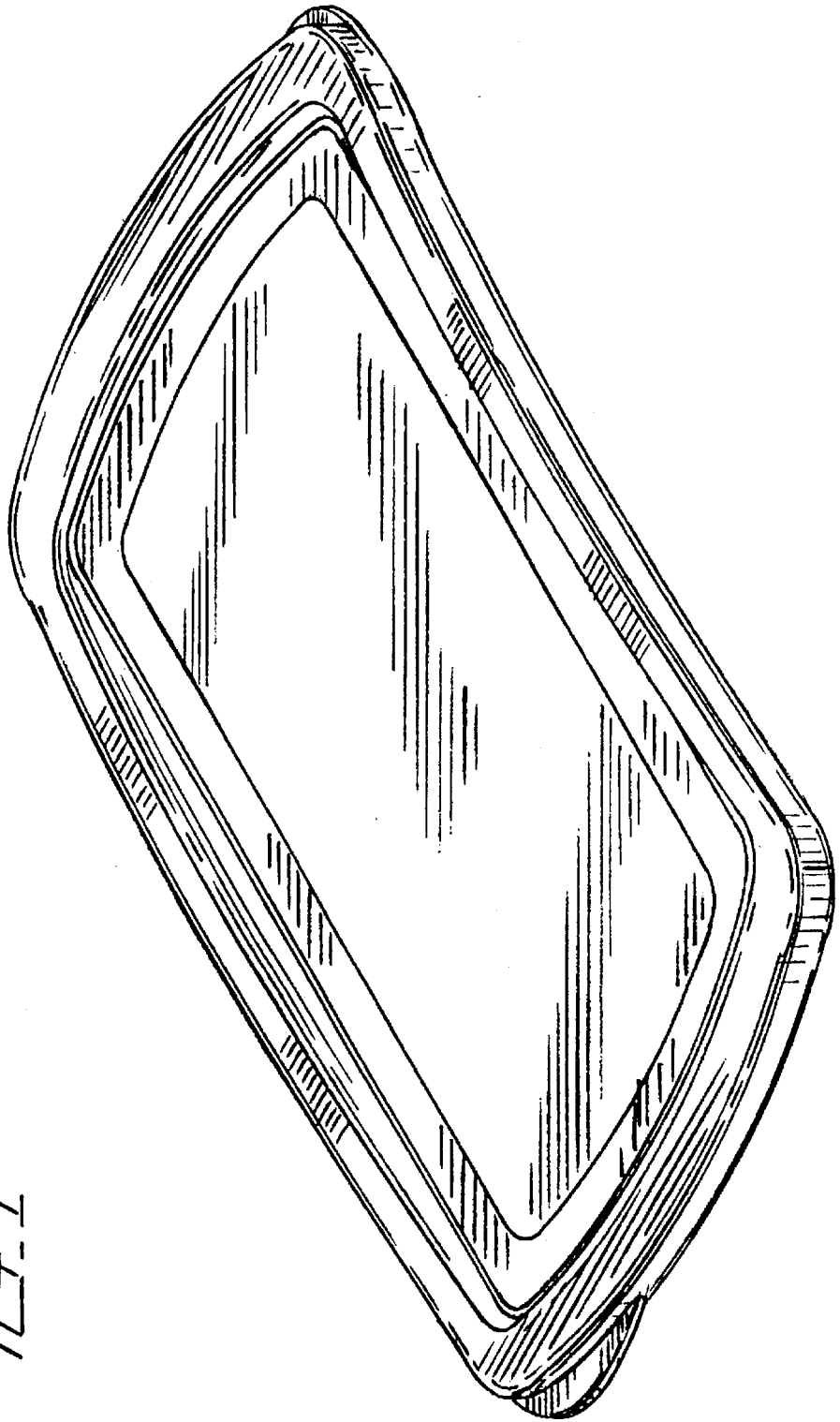


FIG. 1

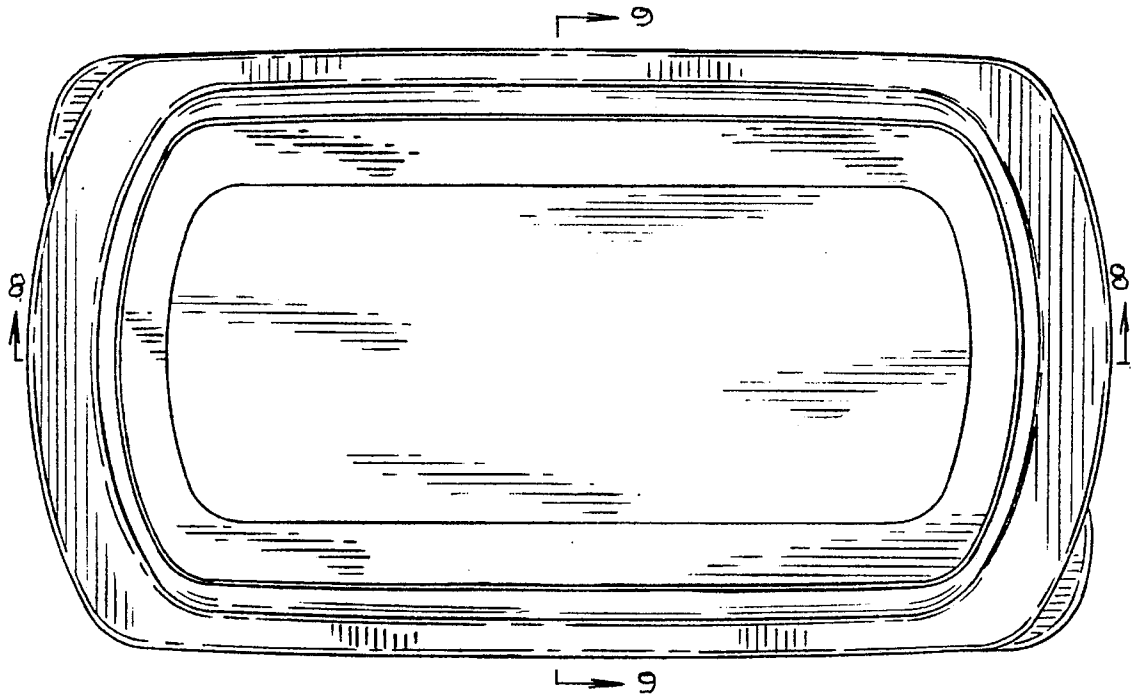


FIG. 2




FIG. 3




FIG. 4




FIG. 5

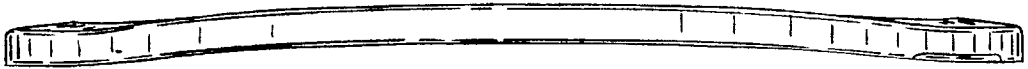


FIG. 6




FIG. 7




FIG. 8



FIG. 9