

(19) World Intellectual Property  
Organization  
International Bureau



(43) International Publication Date  
26 August 2004 (26.08.2004)

PCT

(10) International Publication Number  
WO 2004/072066 A1

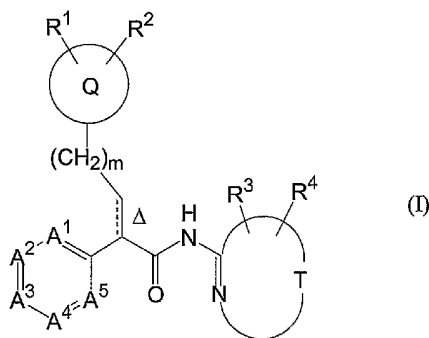
- (51) International Patent Classification<sup>7</sup>: C07D 405/08, 213/74, 213/75, 401/12, 401/04, 413/12, 417/12, 417/14, 213/61, 213/70, 239/38, A61K 31/4439, A61P 3/10
- (21) International Application Number: PCT/US2004/003982
- (22) International Filing Date: 10 February 2004 (10.02.2004)
- (25) Filing Language: English
- (26) Publication Language: English
- (30) Priority Data:  
60/446,682 11 February 2003 (11.02.2003) US  
60/512,826 11 August 2003 (11.08.2003) US
- (71) Applicant (for all designated States except US): OSI PHARMACEUTICALS, INC. [US/US]; 58 South Service Road, Suite 110, Melville, NY 11747 (US).
- (72) Inventors; and
- (75) Inventors/Applicants (for US only): FYFE, Matthew, Colin, Thor [GB/GB]; Watlington Road, Oxford, OX4 6LT (GB). GARDNER, Lisa, Sarah [GB/GB]; Watlington Road, Oxford, OX4 6LT (GB). NAWANO, Masao [JP/JP]; 2-2-50 Kawagishi, Toda-Shi, Saitama, 335-8505 (JP). PROCTER, Martin, James [GB/GB]; Watlington Road, Oxford, OX4 6LT (GB). WILLIAMS, Geoffrey, Martyn [NZ/GB]; Watlington Road, OX4 6LT (GB). WITTER, David [US/US]; 12 Arbutus Street, Putnam Valley, NY 10579 (US). YASUDA, Kosuke [JP/JP]; 2-2-50 Kawagishi, Toda-shi, Saitama, 335-8505 (JP). RASAMISON, Chrystelle, Marie [FR/GB]; Watlington Road, Oxford, OX4 6LT (GB). CASTELHANO, Arlindo [CA/US]; 3 Eagle Court, New City, NY 10956 (US).
- (74) Agent: LEE, Shu, M.; OSI Pharmaceuticals, Inc., 58 South Service Road, Suite 110, Melville, NY 11747 (US).
- (81) Designated States (unless otherwise indicated, for every kind of national protection available): AE, AG, AL, AM, AT, AU, AZ, BA, BB, BG, BR, BW, BY, BZ, CA, CH, CN, CO, CR, CU, CZ, DE, DK, DM, DZ, EC, EE, EG, ES, FI, GB, GD, GE, GH, GM, HR, HU, ID, IL, IN, IS, JP, KE, KG, KP, KR, KZ, LC, LK, LR, LS, LT, LU, LV, MA, MD, MG, MK, MN, MW, MX, MZ, NA, NI, NO, NZ, OM, PG, PH, PL, PT, RO, RU, SC, SD, SE, SG, SK, SL, SY, TJ, TM, TN, TR, TT, TZ, UA, UG, US, UZ, VC, VN, YU, ZA, ZM, ZW.
- (84) Designated States (unless otherwise indicated, for every kind of regional protection available): ARIPO (BW, GH, GM, KE, LS, MW, MZ, SD, SL, SZ, TZ, UG, ZM, ZW), Eurasian (AM, AZ, BY, KG, KZ, MD, RU, TJ, TM), European (AT, BE, BG, CH, CY, CZ, DE, DK, EE, ES, FI, FR, GB, GR, HU, IE, IT, LU, MC, NL, PT, RO, SE, SI, SK, TR), OAPI (BF, BJ, CF, CG, CI, CM, GA, GN, GQ, GW, ML, MR, NE, SN, TD, TG).

Declarations under Rule 4.17:

- as to applicant's entitlement to apply for and be granted a patent (Rule 4.17(ii)) for the following designations AE, AG, AL, AM, AT, AU, AZ, BA, BB, BG, BR, BW, BY, BZ, CA, CH, CN, CO, CR, CU, CZ, DE, DK, DM, DZ, EC, EE, EG, ES, FI, GB, GD, GE, GH, GM, HR, HU, ID, IL, IN, IS, JP, KE, KG, KP, KR, KZ, LC, LK, LR, LS, LT, LU, LV, MA, MD, MG, MK, MN, MW, MX, MZ, NA, NI, NO, NZ, OM, PG, PH, PL, PT, RO, RU, SC, SD, SE, SG, SK, SL, SY, TJ, TM, TN, TR, TT, TZ, UA, UG, UZ, VC, VN, YU, ZA, ZM, ZW, ARIPO patent (BW, GH, GM, KE, LS, MW, MZ, SD, SL, SZ, TZ, UG, ZM, ZW), Eurasian patent (AM, AZ, BY, KG, KZ, MD, RU, TJ, TM), European patent (AT, BE, BG,

[Continued on next page]

(54) Title: TRI(CYCLO) SUBSTITUTED AMIDE GLUCOKINASE ACTIVATOR COMPOUNDS



(57) Abstract: Compounds of Formula (I): (I) or pharmaceutically acceptable salts or N-oxides thereof, are useful in the prophylactic and therapeutic treatment of hyperglycemia and diabetes.

WO 2004/072066 A1



CH, CY, CZ, DE, DK, EE, ES, FI, FR, GB, GR, HU, IE, IT, LU, MC, NL, PT, RO, SE, SI, SK, TR), OAPI patent (BF, BJ, CF, CG, CI, CM, GA, GN, GQ, GW, ML, MR, NE, SN, TD, TG)

- as to the applicant's entitlement to claim the priority of the earlier application (Rule 4.17(iii)) for the following designations AE, AG, AL, AM, AT, AU, AZ, BA, BB, BG, BR, BW, BY, BZ, CA, CH, CN, CO, CR, CU, CZ, DE, DK, DM, DZ, EC, EE, EG, ES, FI, GB, GD, GE, GH, GM, HR, HU, ID, IL, IN, IS, JP, KE, KG, KP, KR, KZ, LC, LK, LR, LS, LT, LU, LV, MA, MD, MG, MK, MN, MW, MX, MZ, NA, NI, NO, NZ, OM, PG, PH, PL, PT, RO, RU, SC, SD, SE, SG, SK, SL, SY, TJ, TM, TN, TR, TT, TZ, UA, UG, UZ, VC, VN, YU, ZA, ZM, ZW, ARIPO patent (BW, GH, GM, KE, LS, MW, MZ, SD, SL, SZ, TZ, UG, ZM, ZW), Eurasian patent (AM, AZ, BY, KG, KZ, MD, RU, TJ, TM), European patent (AT, BE, BG, CH, CY, CZ, DE, DK, EE, ES, FI, FR, GB, GR, HU, IE, IT, LU, MC, NL, PT, RO, SE, SI, SK, TR), OAPI patent (BF, BJ, CF, CG, CI, CM, GA, GN, GQ, GW, ML, MR, NE, SN, TD, TG)
- as to the applicant's entitlement to claim the priority of the earlier application (Rule 4.17(iii)) for the following designations AE, AG, AL, AM, AT, AU, AZ, BA, BB, BG, BR, BW, BY, BZ, CA, CH, CN, CO, CR, CU, CZ, DE, DK, DM, DZ,

EC, EE, EG, ES, FI, GB, GD, GE, GH, GM, HR, HU, ID, IL, IN, IS, JP, KE, KG, KP, KR, KZ, LC, LK, LR, LS, LT, LU, LV, MA, MD, MG, MK, MN, MW, MX, MZ, NA, NI, NO, NZ, OM, PG, PH, PL, PT, RO, RU, SC, SD, SE, SG, SK, SL, SY, TJ, TM, TN, TR, TT, TZ, UA, UG, UZ, VC, VN, YU, ZA, ZM, ZW, ARIPO patent (BW, GH, GM, KE, LS, MW, MZ, SD, SL, SZ, TZ, UG, ZM, ZW), Eurasian patent (AM, AZ, BY, KG, KZ, MD, RU, TJ, TM), European patent (AT, BE, BG, CH, CY, CZ, DE, DK, EE, ES, FI, FR, GB, GR, HU, IE, IT, LU, MC, NL, PT, RO, SE, SI, SK, TR), OAPI patent (BF, BJ, CF, CG, CI, CM, GA, GN, GQ, GW, ML, MR, NE, SN, TD, TG)

- of inventorship (Rule 4.17(iv)) for US only

**Published:**

- with international search report
- before the expiration of the time limit for amending the claims and to be republished in the event of receipt of amendments

For two-letter codes and other abbreviations, refer to the "Guidance Notes on Codes and Abbreviations" appearing at the beginning of each regular issue of the PCT Gazette.

## TITLE OF THE INVENTION

TRI(CYCLO) SUBSTITUTED AMIDE GLUCOKINASE  
ACTIVATOR COMPOUNDS

5

## BACKGROUND OF THE INVENTION

The present invention is directed to tri(cyclo) substituted amide compounds. In particular, the present invention is directed to amide compounds substituted i) at the carbonyl carbon with an ethyl/ethenyl attached to a nitrogen-containing six-

10 membered heteroaryl ring and a saturated or unsaturated ring, and ii) at the amino with a nitrogen bearing heteroaryl ring, which are modulators of glucokinase and are useful in the prophylactic or therapeutic treatment of hyperglycemia and type II diabetes.

Glucokinase ("GK") is believed to be important in the body's regulation of its

15 plasma glucose level. GK, found principally in the liver and pancreas, is one of four hexokinases that catalyze the initial metabolism of glucose. The GK pathway is saturated at higher glucose levels than the other hexokinase pathways (See R.L. Printz et al., *Annu. Rev. Nutr.*, 13:463-496(1993)). GK is critical to maintaining the glucose balance in mammals. Animals that do not express GK die soon after birth

20 with diabetes, while animals that overexpress GK have improved glucose tolerance. Activation of GK can lead to hyperinsulinemic hypoglycemia. (See, for example, H.B.T. Christesen et al., *Diabetes*, 51:1240-1246(2002)). Additionally, type II maturity-onset diabetes of the young is caused by the loss of function mutations in the GK gene, suggesting that GK operates as a glucose sensor in humans. (Y. Liang et

25 al., *Biochem. J.* 309:167-173(1995)). Thus, compounds that activate GK increase the sensitivity of the GK sensory system and would be useful in the treatment of hyperglycemia – particularly the hyperglycemia associated with type II diabetes. It is therefore desirable to provide novel compounds that activate GK to treat diabetes.

International Patent Publication No. WO2001044216 and U.S. Patent

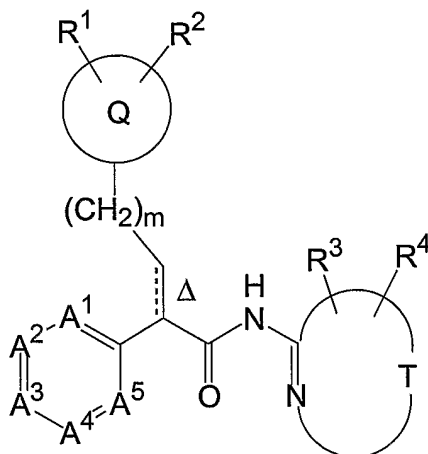
30 No. 6,353,111 describe (*E*)-2,3-disubstituted-*N*-heteroarylacrylamides as GK activators. International Patent Publication No. WO2002014312 and U.S. Patent Nos. 6,369,232, 6,388,088, and 6,441,180 describe tetrazolylphenylacetamide GK activators. International Patent Publication No. WO2000058293, European Patent Application No. EP 1169312 and U.S. Patent No. 6,320,050 describe

arylcycloalkylpropionamide GK activators. International Patent Publication No. 2002008209 and U.S. Patent No. 6,486,184 describe alpha-acyl and alpha-heteroatom-substituted benzene acetamide GK activators as anti-diabetic agents. International Patent Publication No. WO2001083478 describes hydantoin-containing GK activators. International Patent Publication No. WO2001083465 and U.S. Patent No. 6,388,071 describe alkynylphenyl heteroaromatic GK activators. International Patent Publication No. WO2001085707 and U.S. Patent No. 6,489,485 describe paramine substituted phenylamide GK activators. International Patent Publication No. WO2002046173 and U.S. Patent Nos. 6,433,188, 6,441,184, and 6,448,399 describe fused heteroaromatic GK activators. International Patent Publication No. WO2002048106 and U.S. Patent No. 6,482,951 describe isoindolin-1-one GK activators. International Patent Publication No. WO2001085706 describes substituted phenylacetamide GK activators for treating type II diabetes. U.S. Patent No. 6,384,220 describes para-aryl or heteroaryl substituted phenyl GK activators. French Patent No. 2,834,295 describes methods for the purification and crystal structure of human GK and discloses 3-cyclopentyl-2-pyridin-4-yl-*N*-thiazol-2-ylpropionamide as a GK ligand. International Patent Publication No. WO2003095438, published after the priority date of the present application, describes *N*-heteroaryl phenylacetamides and related compounds as GK activators for the treatment of type II diabetes. U.S. Patent No. 6,610,846 describes the preparation of cycloalkylheteroaryl propionamides as GK activators. International Patent Publication No. WO2003000262 describes vinyl phenyl GK activators. International Patent Publication No. WO2003000267 describes aminonicotinate derivatives as GK modulators. International Patent Publication No. WO2003015774, published after the priority date of the present application, describes compounds as GK modulators. International Patent Publication No. WO2003047626, published after the priority date of the present application, describes the use of a GK activator in combination with a glucagon antagonist for treating type II diabetes. International Patent Publication No. WO2003055482, published after the priority date of the present application, describes amide derivatives as GK activators. International Patent Publication No. WO2003080585, published after the priority date of the present application, describes aminobenzamide derivatives with GK activity for the treatment of diabetes and obesity. International Patent Publication No. WO2003097824, published after the priority date of the present application, describes human liver GK crystals and their used for structure-

based drug design. International Patent Publication No. WO2004002481, published after the priority date of the present application, discloses arylcarbonyl derivatives as GK activators.

## 5 SUMMARY OF THE INVENTION

Compounds represented by Formula (I):



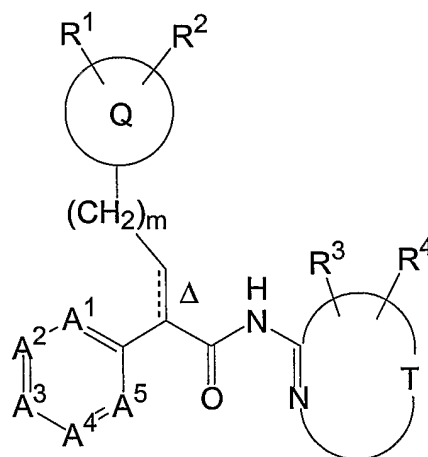
(I)

10

or pharmaceutically acceptable salts or *N*-oxides thereof, are useful in the prophylactic or therapeutic treatment of hyperglycemia and type II diabetes.

## DETAILED DESCRIPTION OF THE INVENTION

The present invention is directed to a compound of Formula (I):



15

(I)

or a pharmaceutically acceptable salt or *N*-oxide thereof, wherein:

one of  $A^1$ ,  $A^2$ ,  $A^3$ ,  $A^4$  and  $A^5$  is N, another of them is C- $R^5$ , another of them is C- $R^6$ , and the other two are independently either N or CH;

Q is a C<sub>3-8</sub>cycloalkyl, a 5- or 6-membered heteroaryl, or a 4–8-membered heterocyclic ring;

T together with the –N=C– to which it is attached forms a heteroaryl ring, or a heterocyclic ring where the N=C bond is the only site of unsaturation;

5 R<sup>1</sup> and R<sup>2</sup> each independently are hydrogen, halogen, hydroxy, cyano, nitro, vinyl, ethynyl, methoxy, OCF<sub>n</sub>H<sub>3-n</sub>, –N(C<sub>0-4</sub>alkyl)(C<sub>0-4</sub>alkyl), CHO, or C<sub>1-2</sub>alkyl optionally substituted with 1-5 independent halogen, hydroxy, cyano, methoxy, –N(C<sub>0-2</sub>alkyl)(C<sub>0-2</sub>alkyl), SOCH<sub>3</sub>, or SO<sub>2</sub>CH<sub>3</sub> substituents; or R<sup>1</sup> and R<sup>2</sup> together form a carbocyclic or heterocyclic ring; or R<sup>1</sup> and R<sup>2</sup> may be taken together to represent an oxygen atom attached to the ring via a double bond;

10 R<sup>3</sup> and R<sup>4</sup> each independently are hydrogen, halogen, OCF<sub>n</sub>H<sub>3-n</sub>, methoxy, CO<sub>2</sub>R<sup>77</sup>, cyano, nitro, CHO, CONR<sup>99</sup>R<sup>100</sup>, CON(OCH<sub>3</sub>)CH<sub>3</sub>, or C<sub>1-2</sub>alkyl, heteroaryl, or C<sub>3-7</sub>cycloalkyl optionally substituted with 1-5 independent halogen, hydroxy, cyano, methoxy, –NHCO<sub>2</sub>CH<sub>3</sub>, or –N(C<sub>0-2</sub>alkyl)(C<sub>0-2</sub>alkyl) substituents; or R<sup>3</sup> and R<sup>4</sup> together form a 5–8-membered aromatic, heteroaromatic, carbocyclic, or heterocyclic ring;

15 R<sup>5</sup> and R<sup>6</sup> each independently are hydrogen, hydroxy, halogen, cyano, nitro, CO<sub>2</sub>R<sup>7</sup>, CHO, COR<sup>8</sup>, C(OH)R<sup>7</sup>R<sup>8</sup>, C(=NOR<sup>7</sup>)R<sup>8</sup>, CONR<sup>9</sup>R<sup>10</sup>, SR<sup>7</sup>, SOR<sup>8</sup>, SO<sub>2</sub>R<sup>8</sup>, SO<sub>2</sub>NR<sup>9</sup>R<sup>10</sup>, CH<sub>2</sub>NR<sup>9</sup>R<sup>10</sup>, NR<sup>9</sup>R<sup>10</sup>, N(C<sub>0-4</sub>alkyl)SO<sub>2</sub>R<sup>8</sup>, NHCOR<sup>7</sup>, or C<sub>1-4</sub>alkyl group, C<sub>2-4</sub>alkenyl group, C<sub>2-4</sub>alkynyl group, C<sub>1-4</sub>alkoxy group, aryl group, or heteroaryl group, wherein any group optionally is substituted with 1-6 independent halogen, cyano, nitro, hydroxy, C<sub>1-2</sub>alkoxy, –N(C<sub>0-2</sub>alkyl)(C<sub>0-2</sub>alkyl), C<sub>1-2</sub>alkyl, CF<sub>n</sub>H<sub>3-n</sub>, aryl, heteroaryl, –COC<sub>1-2</sub>alkyl, –CON(C<sub>0-2</sub>alkyl)(C<sub>0-2</sub>alkyl), SCH<sub>3</sub>, SOCH<sub>3</sub>, SO<sub>2</sub>CH<sub>3</sub>, or –SO<sub>2</sub>N(C<sub>0-2</sub>alkyl)(C<sub>0-2</sub>alkyl) substituents; or R<sup>5</sup> and R<sup>6</sup> together form a 5–8-membered carbocyclic or heterocyclic ring;

20 R<sup>7</sup> and R<sup>77</sup> each independently are hydrogen, or C<sub>1-4</sub>alkyl group, C<sub>2-4</sub>alkenyl group, C<sub>2-4</sub>alkynyl group, C<sub>3-7</sub>cycloalkyl group, aryl group, heteroaryl group, or 4–7-membered heterocyclic group, wherein any group optionally is substituted with 1-6 independent halogen, cyano, nitro, hydroxy, C<sub>1-2</sub>alkoxy, –N(C<sub>0-2</sub>alkyl)(C<sub>0-2</sub>alkyl), C<sub>1-2</sub>alkyl, C<sub>3-7</sub>cycloalkyl, 4–7-membered heterocyclic ring, CF<sub>n</sub>H<sub>3-n</sub>, aryl, heteroaryl, CO<sub>2</sub>H, –COC<sub>1-2</sub>alkyl, –CON(C<sub>0-2</sub>alkyl)(C<sub>0-2</sub>alkyl), SOCH<sub>3</sub>, SO<sub>2</sub>CH<sub>3</sub>, or –SO<sub>2</sub>N(C<sub>0-2</sub>alkyl)(C<sub>0-2</sub>alkyl) substituents;

25 R<sup>8</sup> is C<sub>1-4</sub>alkyl group, C<sub>2-4</sub>alkenyl group, C<sub>2-4</sub>alkynyl group, C<sub>3-7</sub>cycloalkyl group, aryl group, heteroaryl group, or 4–7-membered heterocyclic group, wherein

any group optionally is substituted with 1-6 independent halogen, cyano, nitro, hydroxy, C<sub>1-2</sub>alkoxy, -N(C<sub>0-2</sub>alkyl)(C<sub>0-2</sub>alkyl), C<sub>1-2</sub>alkyl, C<sub>3-7</sub>cycloalkyl, 4-7-membered heterocyclic ring, CF<sub>n</sub>H<sub>3-n</sub>, aryl, heteroaryl, CO<sub>2</sub>H, -COC<sub>1-2</sub>alkyl, -CON(C<sub>0-2</sub>alkyl)(C<sub>0-2</sub>alkyl), SOCH<sub>3</sub>, SO<sub>2</sub>CH<sub>3</sub>, or -SO<sub>2</sub>N(C<sub>0-2</sub>alkyl)(C<sub>0-2</sub>alkyl) substituents;

R<sup>9</sup>, R<sup>10</sup>, R<sup>99</sup>, and R<sup>100</sup> each independently are hydrogen, or C<sub>1-4</sub>alkyl group, C<sub>3-7</sub>cycloalkyl group, aryl group, heteroaryl group, or 4-7-membered heterocyclic group, wherein any group optionally is substituted with 1-6 independent halogen, cyano, nitro, hydroxy, C<sub>1-2</sub>alkoxy, -N(C<sub>0-2</sub>alkyl)(C<sub>0-2</sub>alkyl), C<sub>1-2</sub>alkyl, C<sub>3-7</sub>cycloalkyl, 4-7-membered heterocyclic ring, CF<sub>n</sub>H<sub>3-n</sub>, aryl, heteroaryl, -COC<sub>1-2</sub>alkyl, -CON(C<sub>0-2</sub>alkyl)(C<sub>0-2</sub>alkyl), SOCH<sub>3</sub>, SO<sub>2</sub>CH<sub>3</sub>, or -SO<sub>2</sub>N(C<sub>0-2</sub>alkyl)(C<sub>0-2</sub>alkyl) substituents; or R<sup>9</sup> and R<sup>10</sup> or R<sup>99</sup> and R<sup>100</sup> together form a 6-8-membered heterobicyclic ring system or a 4-8-membered heterocyclic ring which optionally is substituted with 1-2 independent C<sub>1-2</sub>alkyl, CH<sub>2</sub>OCH<sub>3</sub>, COC<sub>0-2</sub>alkyl, hydroxy, or SO<sub>2</sub>CH<sub>3</sub> substituents;

n is 1, 2 or 3;

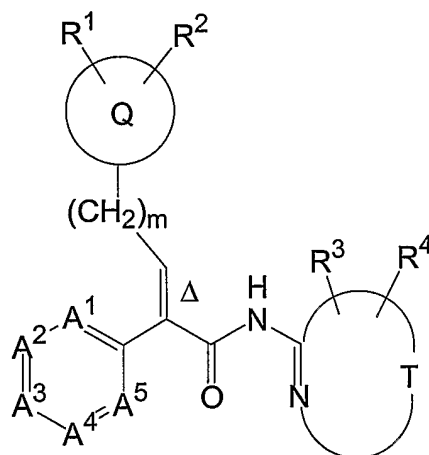
m is 0 or 1;

the dotted line together with the solid line forms an optional double bond, and Δ indicates that the double bond has the (*E*)-configuration; and

with the proviso that Formula (I) does not represent 3-cyclopentyl-2-pyridin-4-yl-*N*-thiazol-2-ylpropionamide.

If the dotted line together with the solid line forms a single bond, the carbon atom linking the aryl ring and Q-bearing sidechain to the carbonyl carbon is a chiral centre. Accordingly, the compound may be present either as a racemate or as a single enantiomer in the (*R*)- or (*S*)-configuration. The (*R*)-enantiomers are preferred.

In the first aspect, the present invention is directed to a compound represented by Formula (Ia):



(Ia)

or a pharmaceutically acceptable salt or *N*-oxide thereof,

wherein A<sup>1</sup>-A<sup>5</sup>, Q, T, R<sup>1</sup>-R<sup>4</sup>, m and Δ are as defined above in Formula (I).

5 In an embodiment of the first aspect, the present invention is directed to a compound represented by Formula (Ia), or a pharmaceutically acceptable salt or *N*-oxide thereof, wherein:

A<sup>3</sup> is C-R<sup>5</sup>, A<sup>4</sup> is C-R<sup>6</sup>, one of A<sup>1</sup>, A<sup>2</sup> and A<sup>5</sup> is N, and the other two are CH.

10 In another embodiment of the first aspect, the present invention is directed to a compound represented by Formula (Ia), or a pharmaceutically acceptable salt or *N*-oxide thereof, wherein:

A<sup>3</sup> is C-R<sup>5</sup>, A<sup>4</sup> is C-R<sup>6</sup>, one of A<sup>1</sup>, A<sup>2</sup> and A<sup>5</sup> is N, and the other two are CH;  
Q is a C<sub>3-8</sub>cycloalkyl ring.

15 In another embodiment of the first aspect, the present invention is directed to a compound represented by Formula (Ia), or a pharmaceutically acceptable salt or *N*-oxide thereof, wherein:

A<sup>3</sup> is C-R<sup>5</sup>, A<sup>4</sup> is C-R<sup>6</sup>, one of A<sup>1</sup>, A<sup>2</sup> and A<sup>5</sup> is N, and the other two are CH;  
Q is a 4-8-membered heterocyclic ring.

20 In another embodiment of the first aspect, the present invention is directed to a compound represented by Formula (Ia), or a pharmaceutically acceptable salt or *N*-oxide thereof, wherein:

A<sup>3</sup> is C-R<sup>5</sup>, A<sup>4</sup> is N, one of A<sup>1</sup>, A<sup>2</sup> and A<sup>5</sup> is N, and the other two are CH.

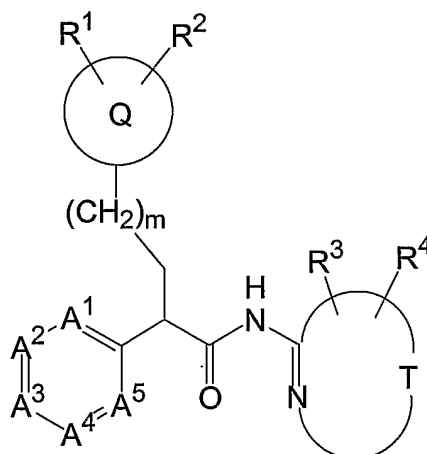
25 In another embodiment of the first aspect, the present invention is directed to a compound represented by Formula (Ia), or a pharmaceutically acceptable salt or *N*-oxide thereof, wherein:

A<sup>3</sup> is C-R<sup>5</sup>, A<sup>4</sup> is N, one of A<sup>1</sup>, A<sup>2</sup> and A<sup>5</sup> is N, and the other two are CH;



Q is a C<sub>3-8</sub>cycloalkyl ring.

In the second aspect, the present invention is directed to a compound represented by Formula (Ib):



5

(Ib)

or a pharmaceutically acceptable salt or *N*-oxide thereof, wherein A<sup>1</sup>-A<sup>5</sup>, Q, T, R<sup>1</sup>-R<sup>4</sup> and m are as defined above in Formula (I).

10

In an embodiment of the second aspect, the present invention is directed to a compound represented by Formula (Ib), or a pharmaceutically acceptable salt or *N*-oxide thereof, wherein:

A<sup>3</sup> is C-R<sup>5</sup>, A<sup>4</sup> is C-R<sup>6</sup>, one of A<sup>1</sup>, A<sup>2</sup> and A<sup>5</sup> is N, and the other two are CH.

In another embodiment of the second aspect, the present invention is directed to a compound represented by Formula (Ib), or a pharmaceutically acceptable salt or *N*-oxide thereof, wherein:

15

A<sup>3</sup> is C-R<sup>5</sup>, A<sup>4</sup> is C-R<sup>6</sup>, one of A<sup>1</sup>, A<sup>2</sup> and A<sup>5</sup> is N, and the other two are CH; Q is a C<sub>3-8</sub>cycloalkyl ring.

The molecular weight of the compounds of Formula (I) is preferably less than 800, more preferably less than 600, most preferably less than 500.

In the present invention, A<sup>1</sup> and A<sup>5</sup> are preferably CH.

20

In the present invention, A<sup>2</sup> is preferably N.

In the present invention, A<sup>3</sup> is preferably C-R<sup>5</sup>.

In the present invention, A<sup>4</sup> is preferably C-R<sup>6</sup> or N; more preferably C-R<sup>6</sup>.

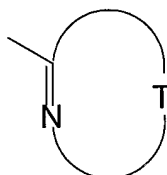
25

In the present invention, Q is preferably cyclopentyl, cyclohexyl, tetrahydropyranyl, tetrahydrothiopyranyl, 1-oxo-tetrahydrothiopyranyl or 1,1-dioxo-tetrahydrothiopyranyl; more preferably cyclopentyl, cyclohexyl, 4-tetrahydropyranyl, or 4-tetrahydrothiopyranyl; most preferably cyclopentyl or cyclohexyl.

When Q is a heteroaryl or heterocyclic group it is preferably linked to the  $-(\text{CH}_2)_m-$  group through a carbon atom.

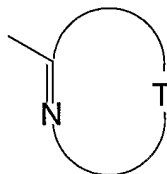
When Q is a heteroaryl group it preferably does not have a substituent  $\text{R}^1$  or  $\text{R}^2$  other than hydrogen at a position adjacent to point of attachment to the  $-(\text{CH}_2)_m-$  group.

In the present invention, the group of formula



is preferably a monocyclic heteroaryl group. More preferably it is thiazolyl, thiadiazolyl, oxazolyl, isoxazolyl, pyrimidinyl, pyrazinyl, or pyridyl; more preferably 2-thiazolyl, 5-[1,2,4]thiadiazolyl, 2-[1,3,4]thiadiazolyl, 4-pyrimidinyl, 2-pyrazinyl, 3-isoxazolyl, or 2-pyridyl; most preferably 2-thiazolyl, 5-[1,2,4]thiadiazolyl, or 2-pyridyl.

More preferably the group of formula



is 2-thiazolyl, e.g. 2-thiazolyl where  $\text{R}^3$  is 5-halo such as 5-fluoro, and  $\text{R}^4$  is hydrogen.

In the present invention,  $\text{R}^1$  and  $\text{R}^2$  are preferably hydrogen.

In the present invention,  $\text{R}^3$  is preferably hydrogen, halogen,  $\text{C}_{1-2}$ alkyl, or trifluoromethyl; more preferably hydrogen, methyl, fluoro, chloro or bromo; even more preferably hydrogen, fluoro, or chloro; most preferably hydrogen or fluoro.

In the present invention,  $\text{R}^4$  is preferably hydrogen or methyl; more preferably hydrogen.

In the present invention,  $\text{R}^5$  is preferably  $\text{CF}_3$ ,  $\text{SOR}^8$ ,  $\text{SO}_2\text{R}^8$ ,  $\text{SO}_2\text{NR}^9\text{R}^{10}$ ,  $\text{NHSO}_2\text{R}^8$ , triazolyl, or tetrazolyl; more preferably  $\text{SOR}^8$ ,  $\text{SO}_2\text{R}^8$ ,  $\text{SO}_2\text{NR}^9\text{R}^{10}$ , or  $\text{NHSO}_2\text{R}^8$ ; most preferably  $\text{SOR}^8$  or  $\text{SO}_2\text{R}^8$ .

In the present invention,  $\text{R}^6$  is preferably hydrogen, chloro, fluoro, or trifluoromethyl; more preferably hydrogen.

In the present invention, R<sup>7</sup>, R<sup>77</sup>, and R<sup>8</sup> are preferably C<sub>1-4</sub>alkyl, C<sub>3-7</sub>cycloalkyl, heteroaryl, or 4–8-membered heterocyclic group; more preferably C<sub>1-4</sub>alkyl or C<sub>3-7</sub>cycloalkyl.

In the present invention, R<sup>9</sup> and R<sup>10</sup> are preferably C<sub>0-4</sub>alkyl or combine to form a 4–8-membered heterocyclic ring.

In the present invention, R<sup>99</sup> and R<sup>100</sup> are preferably C<sub>0-4</sub>alkyl.

In the present invention, m is preferably 0.

In the present invention, n is preferably 2 or 3.

Specific compounds of the invention which may be mentioned are those described in the Examples and pharmaceutically acceptable salts or *N*-oxides thereof.

While the preferred groups for each variable have generally been listed above separately for each variable, preferred compounds of this invention include those in which several or each variable in Formula (I) is selected from the preferred, more preferred, most preferred, especially or particularly listed groups for each variable. Therefore, this invention is intended to include all combinations of preferred, more preferred, most preferred, especially and particularly listed groups.

As used herein, unless stated otherwise, “alkyl” as well as other groups having the prefix “alk” such as, for example, alkoxy, alkanyl, alkenyl, alkynyl, and the like, means carbon chains which may be linear or branched or combinations thereof.

Examples of alkyl groups include methyl, ethyl, propyl, isopropyl, butyl, *sec*- and *tert*-butyl, pentyl, hexyl, heptyl and the like. “Alkenyl”, “alkynyl” and other like terms include carbon chains having at least one unsaturated carbon-carbon bond.

As used herein, for example, “C<sub>0-4</sub>alkyl” is used to mean an alkyl having 0-4 carbons – that is, 0, 1, 2, 3, or 4 carbons in a straight or branched configuration. An alkyl having no carbon is hydrogen when the alkyl is a terminal group. An alkyl having no carbon is a direct bond when the alkyl is a bridging (connecting) group.

The terms “cycloalkyl” and “carbocyclic ring” mean carbocycles containing no heteroatoms, and include mono-, bi-, and tricyclic saturated carbocycles, as well as fused and bridged systems. Such fused ring systems can include one ring that is partially or fully unsaturated, such as a benzene ring, to form fused ring systems, such as benzofused carbocycles. Cycloalkyl includes such fused ring systems as spirofused ring systems. Examples of cycloalkyl and carbocyclic rings include C<sub>3-8</sub>cycloalkyl such as cyclopropyl, cyclobutyl, cyclopentyl, cyclohexyl, and decahydronaphthalene, adamantane, indanyl, 1,2,3,4-tetrahydronaphthalene and the like.

The term "halogen" includes fluorine, chlorine, bromine, and iodine atoms.

The term "aryl" includes, for example, phenyl and naphthyl.

Unless otherwise stated, the term "heterocyclic ring" includes 4–8-membered saturated rings containing one or two heteroatoms chosen from oxygen, sulfur, and nitrogen. The heteroatoms are not directly attached to one another. Examples of heterocyclic rings include oxetane, tetrahydrofuran, tetrahydropyran, oxepane, oxocane, thietane, tetrahydrothiophene, tetrahydrothiopyran, thiepane, thiocane, azetidene, pyrrolidine, piperidine, azepane, azocane, [1,3]dioxane, oxazolidine, piperazine, and the like. Other examples of heterocyclic rings include the oxidised forms of the sulfur-containing rings. Thus, tetrahydrothiophene 1-oxide, tetrahydrothiophene 1,1-dioxide, tetrahydrothiopyran 1-oxide, and tetrahydrothiopyran 1,1-dioxide are also considered to be heterocyclic rings.

Unless otherwise stated, the term "heteroaryl" includes 5- or 6-membered heteroaryl rings containing 1–4 heteroatoms chosen from oxygen, sulfur, and nitrogen. Examples of such heteroaryl rings are furyl, thienyl, pyrrolyl, pyrazolyl, imidazolyl, oxazolyl, isoxazolyl, thiazolyl, isothiazolyl, triazolyl, oxadiazolyl, thiadiazolyl, tetrazolyl, pyridinyl, pyridazinyl, pyrimidinyl, pyrazinyl, or triazinyl.

The above formulas are shown without a definitive stereochemistry at certain positions. The present invention includes all stereoisomers (e.g. geometric isomers, optical isomers, diastereoisomers, etc.) and pharmaceutically acceptable salt or *N*-oxides thereof, except where specifically drawn or stated otherwise. Further, mixtures of stereoisomers as well as isolated specific stereoisomers are also included, except where specifically drawn or stated otherwise. During the course of the synthetic procedures used to prepare such compounds, or in using racemization or epimerization procedures known to those skilled in the art, the products of such procedures can be a mixture of stereoisomers. When a tautomer of the compound of the above formulas exists, the present invention includes any possible tautomers and pharmaceutically acceptable salts or *N*-oxides thereof, and mixtures thereof, except where specifically drawn or stated otherwise. When the compound of the above formulas and pharmaceutically acceptable salts or *N*-oxides thereof exist in the form of solvates or polymorphic forms, the present invention includes any possible solvates and polymorphic forms. A type of a solvent that forms the solvate is not particularly limited so long as the solvent is pharmacologically acceptable. For example, water, ethanol, propanol, acetone or the like can be used.

Since the compounds of formula (I) are intended for pharmaceutical use they are preferably provided in substantially pure form, for example at least 60% pure, more suitably at least 75% pure, especially at least 98% pure (% are on a weight for weight basis).

5           The invention also encompasses a pharmaceutical composition that is comprised of a compound of Formula (I), or a pharmaceutically acceptable salt or *N*-oxide thereof, in combination with a pharmaceutically acceptable carrier.

          Preferably the composition is comprised of a pharmaceutically acceptable carrier and a non-toxic therapeutically effective amount of a compound of Formula (I) as described above, or a pharmaceutically acceptable salt or *N*-oxide thereof.

10           Moreover, within this preferred embodiment, the invention encompasses a pharmaceutical composition for the prophylaxis or treatment of hyperglycemia and diabetes by the activation of GK, comprising a pharmaceutically acceptable carrier and a non-toxic therapeutically effective amount of compound of Formula (I) as described above, or a pharmaceutically acceptable salt or *N*-oxide thereof.

15           The compounds and compositions of the present invention are effective for treating hyperglycemia in mammals such as, for example, humans.

          The invention also provides a method of prophylactic or therapeutic treatment of a condition where activation of GK is desirable comprising a step of administering an effective amount of a compound of Formula (I), or a pharmaceutically acceptable salt thereof.

20           The invention also provides a method of prophylactic or therapeutic treatment of hyperglycemia or diabetes comprising a step of administering an effective amount of a compound of Formula (I), or a pharmaceutically acceptable salt thereof.

25           The invention also provides a method of prevention of diabetes in a human demonstrating pre-diabetic hyperglycemia or impaired glucose tolerance comprising a step of administering an effective prophylactic amount of a compound of Formula (I), or a pharmaceutically acceptable salt thereof.

30           The invention also provides the use of a compound of Formula (I), or a pharmaceutically acceptable salt thereof, as a GK activator.

          The invention also provides the use of a compound of Formula (I), or a pharmaceutically acceptable salt thereof, for the prophylactic or therapeutic treatment of hyperglycemia or diabetes.

The invention also provides the use of a compound of Formula (I), or a pharmaceutically acceptable salt thereof, for the prevention of diabetes in a human demonstrating pre-diabetic hyperglycemia or impaired glucose tolerance.

5 The invention also provides the use of a compound of Formula (I), or a pharmaceutically acceptable salt thereof, in the manufacture of a medicament for the activation of GK.

The invention also provides the use of a compound of Formula (I), or a pharmaceutically acceptable salt thereof, in the manufacture of a medicament for the prophylactic or therapeutic treatment of hyperglycemia or diabetes.

10 The invention also provides the use of a compound of Formula (I), or a pharmaceutically acceptable salt thereof, in the manufacture of a medicament for the prevention of diabetes in a human demonstrating pre-diabetic hyperglycemia or impaired glucose tolerance.

15 The compounds and compositions of the present invention may be optionally employed in combination with one or more other anti-diabetic agents or anti-hyperglycemic agents, which include, for example, sulfonylureas (e.g. glyburide, glimepiride, glipiride, glipizide, chlorpropamide, gliclazide, glisoxepid, acetoexamide, glibornuride, tolbutamide, tolazamide, carbutamide, gliquidone, glyhexamide, phenbutamide, tolcyclamide, etc.), biguanides (e.g. metformin, 20 phenformin, buformin, etc.), glucagon antagonists (e.g. a peptide or non-peptide glucagon antagonist), glucosidase inhibitors (e.g. acarbose, miglitol, etc.), insulin secretagogues, insulin sensitizers (e.g. troglitazone, rosiglitazone, pioglitazone, etc.) and the like; or anti-obesity agents (e.g. sibutramine, orlistat, etc.) and the like. The compounds and compositions of the present invention and the other anti-diabetic 25 agents or anti-hyperglycemic agents may be administered simultaneously, sequentially or separately.

30 The term "pharmaceutically acceptable salts" refers to salts prepared from pharmaceutically acceptable non-toxic bases or acids. When the compound of the present invention is acidic, its corresponding salt can be conveniently prepared from pharmaceutically acceptable non-toxic bases, including inorganic bases and organic bases. Salts derived from such inorganic bases include aluminum, ammonium, calcium, cupric, cuprous, ferric, ferrous, lithium, magnesium, manganic, manganous, potassium, sodium, zinc and the like salts. Particularly preferred are the ammonium, calcium, magnesium, potassium and sodium salts. Salts derived from

pharmaceutically acceptable organic non-toxic bases include salts of primary, secondary, and tertiary amines, as well as cyclic amines and substituted amines such as naturally occurring and synthetic amines. Other pharmaceutically acceptable organic non-toxic bases from which salts can be formed include, for example, arginine, betaine, caffeine, choline, N',N'-dibenzylethylenediamine, diethylamine, 2-diethylaminoethanol, 2-dimethylaminoethanol, ethanolamine, ethylenediamine, N-ethylmorpholine, N-ethylpiperidine, glucamine, glucosamine, histidine, isopropylamine, lysine, methylglucamine, morpholine, piperazine, piperidine, polyamine resins, procaine, purines, theobromine, triethylamine, trimethylamine, tripropylamine, tromethamine and the like.

When the compound of the present invention is basic, its corresponding salt can be conveniently prepared from pharmaceutically acceptable non-toxic acids, including inorganic and organic acids. Such acids include, for example, acetic, benzenesulfonic, benzoic, camphorsulfonic, citric, ethanesulfonic, fumaric, gluconic, glutamic, hydrobromic, hydrochloric, isethionic, lactic, maleic, malic, mandelic, methanesulfonic, mucic, nitric, pamoic, pantothenic, phosphoric, succinic, sulfuric, tartaric, p-toluenesulfonic acid and the like. Particularly preferred are citric, hydrobromic, hydrochloric, maleic, phosphoric, sulfuric, methanesulfonic, and tartaric acids.

The pharmaceutical compositions of the present invention comprise a compound represented by Formula (I), or a pharmaceutically acceptable salt or *N*-oxide thereof, as an active ingredient, a pharmaceutically acceptable carrier and optionally other therapeutic ingredients or adjuvants. The compositions include compositions suitable for oral, rectal, topical, and parenteral (including subcutaneous, intramuscular, and intravenous) administration, as well as administration through inhaling, although the most suitable route in any given case will depend on the particular host, and nature and severity of the conditions for which the active ingredient is being administered. The pharmaceutical compositions may be conveniently presented in unit dosage form and prepared by any of the methods well known in the art of pharmacy.

The pharmaceutical compositions according to the invention are preferably adapted for oral administration.

In practice, the compounds represented by Formula (I), or pharmaceutically acceptable salts or *N*-oxides thereof, of this invention can be combined as the active

ingredient in intimate admixture with a pharmaceutical carrier according to conventional pharmaceutical compounding techniques. The carrier may take a wide variety of forms depending on the form of preparation desired for administration, e.g. oral or parenteral (including intravenous). Thus, the pharmaceutical compositions of the present invention can be presented as discrete units suitable for oral administration such as capsules, cachets or tablets each containing a predetermined amount of the active ingredient. Further, the compositions can be presented as a powder, as granules, as a solution, as a suspension in an aqueous liquid, as a non-aqueous liquid, as an oil-in-water emulsion, or as a water-in-oil liquid emulsion. In addition to the common dosage forms set out above, the compound represented by Formula (I), or a pharmaceutically acceptable salt or *N*-oxide thereof, may also be administered by controlled release means and/or delivery devices. The compositions may be prepared by any of the methods of pharmacy. In general, such methods include a step of bringing into association the active ingredient with the carrier that constitutes one or more necessary ingredients. In general, the compositions are prepared by uniformly and intimately admixing the active ingredient with liquid carriers or finely divided solid carriers or both. The product can then be conveniently shaped into the desired presentation.

Thus, the pharmaceutical compositions of this invention may include a pharmaceutically acceptable carrier and a compound of Formula (I), or a pharmaceutically acceptable salt or *N*-oxide thereof. The compounds of Formula (I), or pharmaceutically acceptable salts or *N*-oxides thereof, can also be included in pharmaceutical compositions in combination with one or more other therapeutically active compounds.

The pharmaceutical compositions of this invention include a pharmaceutically acceptable liposomal formulation containing a compound of Formula (I) or a pharmaceutically acceptable salt or *N*-oxide thereof.

The pharmaceutical carrier employed can be, for example, a solid, liquid, or gas. Examples of solid carriers include lactose, terra alba, sucrose, talc, gelatin, agar, pectin, acacia, magnesium stearate, and stearic acid. Examples of liquid carriers are sugar syrup, peanut oil, olive oil, and water. Examples of gaseous carriers include carbon dioxide and nitrogen.

In preparing the compositions for oral dosage form, any convenient pharmaceutical media may be employed. For example, water, glycols, oils, alcohols,



flavoring agents, preservatives, coloring agents, and the like may be used to form oral liquid preparations such as suspensions, elixirs and solutions; while carriers such as starches, sugars, microcrystalline cellulose, diluents, granulating agents, lubricants, binders, disintegrating agents, and the like may be used to form oral solid preparations such as powders, capsules and tablets. Because of their ease of administration, tablets and capsules are the preferred oral dosage units whereby solid pharmaceutical carriers are employed. Optionally, tablets may be coated by standard aqueous or nonaqueous techniques.

A tablet containing the composition of this invention may be prepared by compression or molding, optionally with one or more accessory ingredients or adjuvants. Compressed tablets may be prepared by compressing, in a suitable machine, the active ingredient in a free-flowing form such as powder or granules, optionally mixed with a binder, lubricant, inert diluent, surface active or dispersing agent or other such excipient. These excipients may be, for example, inert diluents such as calcium carbonate, sodium carbonate, lactose, calcium phosphate or sodium phosphate; granulating and disintegrating agents, for example, corn starch, or alginic acid; binding agents, for example, starch, gelatin or acacia; and lubricating agents, for example, magnesium stearate, stearic acid or talc. The tablets may be uncoated or they may be coated by known techniques to delay disintegration and absorption in the gastrointestinal tract and thereby provide a sustained action over a longer time. For example, a time delay material such as glyceryl monostearate or glyceryl distearate may be used.

In hard gelatin capsules, the active ingredient is mixed with an inert solid diluent, for example, calcium carbonate, calcium phosphate or kaolin. In soft gelatin capsules, the active ingredient is mixed with water or an oil medium, for example, peanut oil, liquid paraffin or olive oil. Molded tablets may be made by molding in a suitable machine, a mixture of the powdered compound moistened with an inert liquid diluent. Each tablet preferably contains from about 0.05mg to about 5g of the active ingredient and each cachet or capsule preferably containing from about 0.05mg to about 5g of the active ingredient.

For example, a formulation intended for the oral administration to humans may contain from about 0.5mg to about 5g of active agent, compounded with an appropriate and convenient amount of carrier material which may vary from about 5 to about 95 percent of the total composition. Unit dosage forms will generally contain

between from about 1mg to about 2g of the active ingredient, typically 25mg, 50mg, 100mg, 200mg, 300mg, 400mg, 500mg, 600mg, 800mg, or 1000mg.

Pharmaceutical compositions of the present invention suitable for parenteral administration may be prepared as solutions or suspensions of the active compounds in water. A suitable surfactant can be included such as, for example, hydroxypropylcellulose. Dispersions can also be prepared in glycerol, liquid polyethylene glycols, and mixtures thereof in oils. Further, a preservative can be included to prevent the detrimental growth of microorganisms.

Pharmaceutical compositions of the present invention suitable for injectable use include sterile aqueous solutions or dispersions. Furthermore, the compositions can be in the form of sterile powders for the extemporaneous preparation of such sterile injectable solutions or dispersions. In all cases, the final injectable form must be sterile and must be effectively fluid for easy syringability. The pharmaceutical compositions must be stable under the conditions of manufacture and storage; thus, preferably should be preserved against the contaminating action of microorganisms such as bacteria and fungi. The carrier can be a solvent or dispersion medium containing, for example, water, ethanol, polyol (e.g. glycerol, propylene glycol and liquid polyethylene glycol), vegetable oils, and suitable mixtures thereof.

Pharmaceutical compositions of the present invention can be in a form suitable for topical use such as, for example, an aerosol, cream, ointment, lotion, dusting powder, or the like. Further, the compositions can be in a form suitable for use in transdermal devices. These formulations may be prepared, utilizing a compound of Formula (I), or a pharmaceutically acceptable salt or *N*-oxide thereof, via conventional processing methods. As an example, a cream or ointment is prepared by admixing hydrophilic material and water, together with about 5wt% to about 10wt% of the compound, to produce a cream or ointment having a desired consistency.

Pharmaceutical compositions of this invention can be in a form suitable for rectal administration wherein the carrier is a solid. It is preferable that the mixture forms unit dose suppositories. Suitable carriers include cocoa butter and other materials commonly used in the art. The suppositories may be conveniently formed by first admixing the composition with the softened or melted carrier(s) followed by chilling and shaping in molds.

Pharmaceutical compositions of this invention can be in a form suitable for inhaled administration. Such administration can be in forms and utilizing carriers

described in, for example, 1) Particulate Interactions in Dry Powder Formulations for Inhalation, Xian Zeng *et al.*, 2000, Taylor and Francis, 2) Pharmaceutical Inhalation Aerosol Technology, Anthony Hickey, 1992, Marcel Dekker, 3) Respiratory Drug Delivery, 1990, Editor: P.R. Byron, CRC Press.

5           In addition to the aforementioned carrier ingredients, the pharmaceutical compositions described above may include, as appropriate, one or more additional carrier ingredients such as diluents, buffers, flavoring agents, binders, surface-active agents, thickeners, lubricants, preservatives (including anti-oxidants) and the like. Furthermore, other adjuvants can be included to render the formulation isotonic with  
10           the blood of the intended recipient. Compositions containing a compound of Formula (I), or pharmaceutically acceptable salts or *N*-oxides thereof, may also be prepared in powder or liquid concentrate form.

          Generally, dosage levels on the order of from about 0.01mg/kg to about 150mg/kg of body weight per day are useful in the treatment of the above-indicated  
15           conditions, or alternatively about 0.5mg to about 10g per patient per day. For example, diabetes may be effectively treated by the administration of from about 0.01 to 100mg of the compound per kilogram of body weight per day, or alternatively about 0.5mg to about 7g per patient per day.

          It is understood, however, that the specific dose level for any particular patient  
20           will depend upon a variety of factors including the age, body weight, general health, sex, diet, time of administration, route of administration, rate of excretion, drug combination and the severity of the disease in the particular diabetic patient undergoing therapy. Further, it is understood that the compounds and salt or *N*-oxides thereof of this invention can be administered at subtherapeutic levels prophylactically  
25           in anticipation of a hyperglycemic condition.

          It is known in the field of diabetes that persons likely to develop diabetes typically demonstrate impaired glucose tolerance or demonstrate hyperglycemia. Thus, the compounds of the present invention, or pharmaceutically acceptable salts or *N*-oxides thereof, can be administered in prophylactically effective amounts to  
30           prevent the onset of diabetes. Accordingly, the present invention includes a method of treatment of hyperglycemia by administering an effective amount – and a method of prevention of diabetes in a human demonstrating pre-diabetic hyperglycemia or impaired glucose tolerance by administering an effective prophylactic amount – of the

compound of the present invention, or a pharmaceutically acceptable salt or *N*-oxide thereof.

The compounds of Formula (I) may exhibit advantageous properties compared to known GK activators.

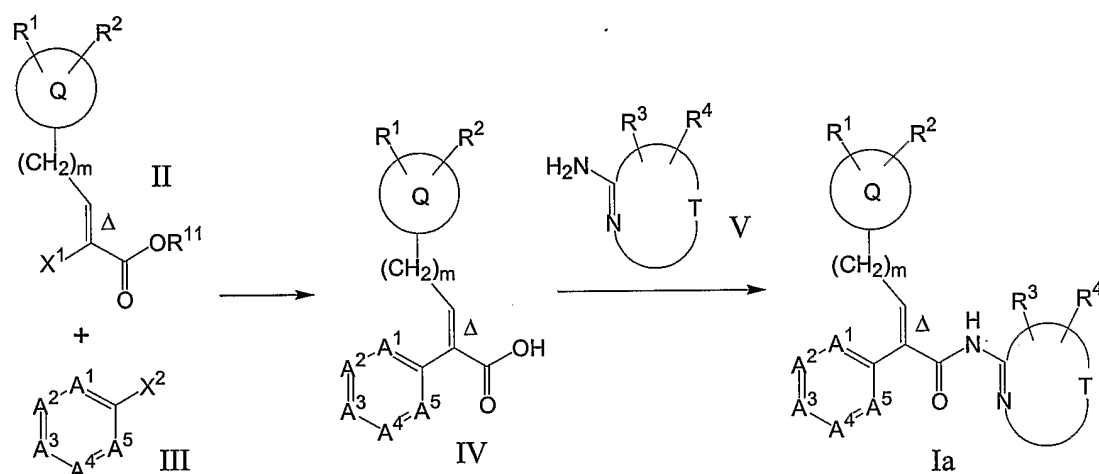
5

## EXPERIMENTAL

In accordance with this invention, the  $\alpha,\beta$ -unsaturated enamides of Formula (Ia) can be prepared following the protocol illustrated in **Scheme 1** below:

10

### SCHEME 1



wherein:

$A^1$ – $A^5$ ,  $Q$ ,  $T$ ,  $R^1$ – $R^4$ ,  $m$  and  $\Delta$  are as described above;

15

$R^{11}$  is  $C_1$ – $C_4$  alkyl; and

$X^1$  and  $X^2$  each independently are bromo or iodo.

20

The 2-haloacrylate esters **II** are readily prepared by halogenation of the *syn* addition product formed by reaction of an organocopper compound with a lower alkyl ester of propiolic acid (R. Rossi *et al.*, *J. Organomet. Chem.*, **1993**, *451*, 33–43). The halogenated heteroaryl species **III** are either commercially available or readily made utilising known synthetic procedures (See, for example: R. N. Guthikonda & F. P. DiNinno, US Patent 5,409,920; X. Wang *et al.*, *Tetrahedron Lett.*, **2000**, *41*, 4335–4338). Compound **II** is reacted with activated zinc to generate an alkenylzinc species that is then cross-coupled with the halide **III** in the presence of a source of palladium(0) in a suitable solvent, such as tetrahydrofuran, at around 40°C (WO

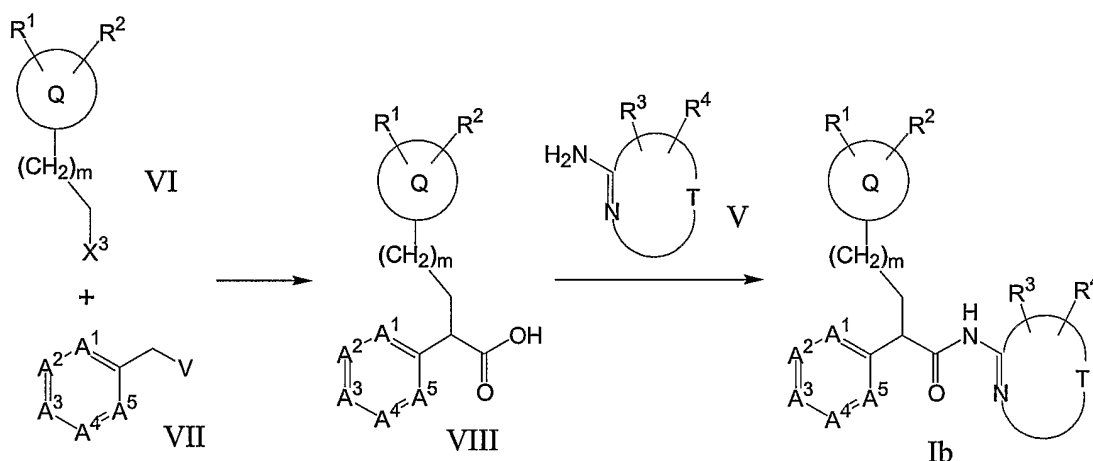
25

01/44216). Saponification of the resultant (*E*)-enoate ester, employing, for example, sodium hydroxide in aqueous methanol at 20°C to reflux, leads to the (*E*)- $\alpha,\beta$ -unsaturated carboxylic acid **IV**.

The  $\alpha,\beta$ -unsaturated carboxylic acids **IV** may be condensed with  
 5 heteroaromatic amines **V**, many of which are commercially available, using a variety of coupling conditions, e.g. polymer supported carbodiimide-1-hydroxybenzotriazole in *N,N*-dimethylformamide at 20°C (for representative procedures, see [http://www.argotech.com/PDF/resins/ps\\_carbodiimide.pdf](http://www.argotech.com/PDF/resins/ps_carbodiimide.pdf) and available from Argonaut Technologies, Inc., Foster City, California), to give (**Ia**).

10 The saturated amides of Formula (**Ib**) can be made employing the protocol shown in **Scheme 2** below:

SCHEME 2



15 wherein:

$A^1$ – $A^5$ , **Q**, **T**,  $R^1$ – $R^4$  and  $m$  are as described above;

$V$  is  $CO_2R^{11}$ ,  $CO_2CH_2Ph$ , or  $CN$ ; and

$X^3$  is chloro, bromo, iodo, or  $OSO_2R^{12}$ ;

wherein  $R^{11}$  is as described above and  $R^{12}$  is  $C_1$ – $C_4$  alkyl; optionally

20 substituted with one or more fluorines, or optionally substituted aryl.

The halides and sulfonate esters **VI** are commercially available or are readily prepared using known techniques. These alkylating agents may be reacted with the  $\alpha$ -carbanions of acetic esters or acetonitriles **VII**, generated at  $-78^\circ C$  in tetrahydrofuran by a strong base, such as lithium diisopropylamide (WO 00/58293), to give  $\alpha$ -

substituted esters and nitriles. The carboxylic acids **VIII** can be obtained by saponification of the  $\alpha$ -substituted esters with, for example, sodium hydroxide in aqueous methanol at 20°C to reflux and by hydrolysis of the  $\alpha$ -substituted nitriles with, for example, aqueous sulfuric acid at elevated temperatures (R. Adams and A. F. Thal, *Org. Synth. Coll. Vol. 1*, 436).

The carboxylic acids **VIII** may be condensed with heteroaromatic amines **V**, many of which are commercially available, using a variety of coupling conditions, e.g. *O*-(1*H*-benzotriazol-1-yl)-*N,N,N',N'*-tetramethyluronium tetrafluoroborate (R. Knorr *et al.*, *Tetrahedron Lett.*, **1989**, *30*, 1927–1930) in *N,N*-dimethylformamide at 20°C, to give (Ib).

The compound of Formula (Ib) has an asymmetric carbon atom which interlinks the amide carbonyl carbon, the aryl ring, and the Q-containing sidechain. In accordance with this invention, the preferred stereoconfiguration at the asymmetric centre is (*R*).

If one desires to isolate the pure (*R*)- or (*S*)-stereoisomers of the compound of Formula (Ib), it is possible to resolve a racemic mixture of the chiral carboxylic acid precursor **VIII** by any conventional chemical means and then condense the enantiopure carboxylic acids with an amine of formula **V** using a reagent that causes negligible racemisation. By way of illustration, racemic **VIII** can be condensed with a chiral oxazolidinone derivative (see, for instance, F. T. Bizzarro *et al.* WO 00/58293) to generate a mixture of diastereoisomeric imides that are separable by any conventional method, e.g. column chromatography. Hydrolysis of the pure imides affords the stereopure (*R*)- and (*S*)-carboxylic acids that can then be condensed with heterocyclic amines **V**, employing a reagent that minimises racemisation of the chiral centre, e.g. benzotriazol-1-yloxytris(pyrrolidino)phosphonium hexafluorophosphate (J. Coste *et al.* *Tetrahedron Lett.* **1990**, *31*, 205–208), to furnish enantiopure (*R*)- or (*S*)-amides of Formula (Ib). Alternatively, a racemic mixture of amides of Formula (Ib) can be separated by means of chiral high performance liquid chromatography employing a chiral stationary phase which can be purchased from, for example, Daicel Chemical Industries, Ltd, Tokyo, Japan. Further details for the preparation of the compounds of Formula (I) are found in the examples.

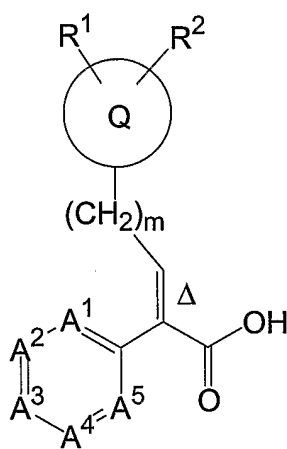
The compounds of Formula (I) may be prepared singly or as compound libraries comprising at least 2, for example 5 to 1,000, compounds and more

preferably 10 to 100 compounds of Formula (I). Compound libraries may be prepared by a combinatorial “split and mix” approach or by multiple parallel synthesis using either solution or solid phase chemistry, using procedures known to those skilled in the art.

5 During the synthesis of the compounds of Formula (I), labile functional groups in the intermediate compounds, e.g. hydroxy, carboxy and amino groups, may be protected. The protecting groups may be removed at any stage in the synthesis of the compounds of Formula (I) or may be present on the final compound of Formula (I). A comprehensive discussion of the ways in which various labile functional groups  
10 may be protected and methods for cleaving the resulting protected derivatives is given in, for example, Protective Groups in Organic Chemistry, T.W. Greene and P.G.M. Wuts, (1991) Wiley-Interscience, New York, 2<sup>nd</sup> edition.

Any novel intermediates as defined above are also included within the scope of the invention.

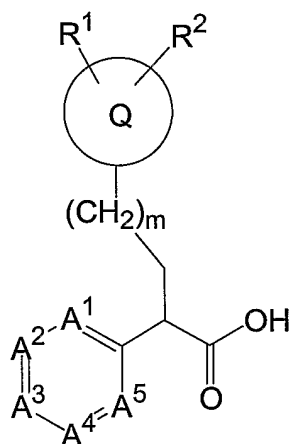
15 According to a further aspect of the invention there is provided a compound of Formula (IV):



IV

wherein A<sup>1</sup>-A<sup>5</sup>, Q, R<sup>1</sup>, R<sup>2</sup>, m and Δ are as described for Formula (I).

20 According to a further aspect of the invention there is provided a compound of Formula (VIII):



VIII

wherein  $A^1$ – $A^5$ ,  $Q$ ,  $R^1$ ,  $R^2$  and  $m$  are as described for Formula (I).

The preferences for the various substituent groups in the compounds of Formulae (IV) and (VIII) are as described above for the compounds of Formula (I).

5 Specific compounds of Formulae (IV) and (VIII) include those described in the Preparations.

All publications, including, but not limited to, patents and patent application cited in this specification, are herein incorporated by reference as if each individual publication were specifically and individually indicated to be incorporated by reference herein as fully set forth.

### Materials and methods

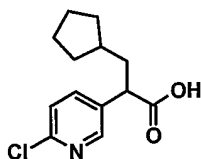
Microwave reactions were performed in a CEM Explorer system at 100 W. Column chromatography was carried out on  $\text{SiO}_2$  (40–63 mesh). LCMS data were obtained employing one of two methods: Method A: Waters Symmetry  $3.5\mu\text{C}_{18}$  column (2.1 × 30.0mm, flow rate = 0.8mL min<sup>-1</sup>) eluting with a (5% MeCN in H<sub>2</sub>O)–MeCN solution containing 0.1% HCO<sub>2</sub>H over 6min and UV detection at 220nm. Gradient information: 0.0–1.2min: 100% (5% MeCN in H<sub>2</sub>O); 1.2–3.8min: Ramp up to 10% (5% MeCN in H<sub>2</sub>O)–90% MeCN; 3.8–4.4min: Hold at 10% (5% MeCN in H<sub>2</sub>O)–90% MeCN; 4.4–5.5min: Ramp up to 100% MeCN; 5.5–6.0min: Return to 100% (5% MeCN in H<sub>2</sub>O). Method B: Phenomenex Mercury Luna  $3\mu\text{C}_{18}$  column (2.0 × 10.0mm, flow rate = 1.5mL/min), eluting with a (5% MeCN in H<sub>2</sub>O)–MeCN solution (4:1 to 1:4) containing 0.1% HCO<sub>2</sub>H over 2.95min, & employing diode array detection. The mass spectra for both Methods A and B were obtained employing an electrospray ionisation source in either the positive ion ( $\text{ES}^+$ ) or negative ion ( $\text{ES}^-$ )



mode. Atmospheric Pressure Chemical Ionisation (APCI) spectra were obtained on a FinniganMat SSQ 7000C instrument. The syntheses of the following compounds have been reported previously: Bis(*tert*-butyl) (5-bromo-2-pyridinyl)imidodicarbonate: D. J. P. Pinto *et al.*, U.S. Patent No. 6,020,357; 5-Bromo-2,3-dichloropyridine: EP 0136593; 5-Bromo-2-ethylsulfanylpyridine: WO 01/44243; 2-Bromo-5-methylsulfanylpyridine: WO 01/64669; 5-Bromo-2-methylsulfanylpyridine: X. Wang *et al.*, *Tetrahedron Lett.* **2000**, *41*, 4335–4338; *N*-(5-Bromopyridin-2-yl)acetamide: M. Sollogoub *et al.*, *Tetrahedron Lett.* **2002**, *43*, 3121–3123; 5-Bromo-2-[1,2,4]triazol-1-ylpyridine: WO 01/94342; *tert*-Butyl (5-bromopyridin-2-yl)methylcarbamate: WO 99/30709; (6-Chloropyridin-3-yl)acetonitrile: WO 01/83475; Cyclopentylmethyltriphenylphosphonium iodide: WO 01/44216; Dicyclopropyldisulfide: E. Block *et al.*, *J. Am. Chem. Soc.* **1992**, *114*, 3492–3499; (*Z*)-Methyl 3-cyclopentyl-2-iodoacrylate: WO 01/44216.

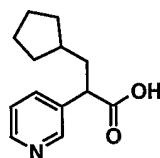
Abbreviations and acronyms: Ac: Acetyl; ATP: Adenosine 5'-triphosphate; BINAP: 2,2'-Bis(diphenylphosphino)-1,1'-binaphthyl; *n*-Bu: *n*-Butyl; dba: dibenzylideneacetone; DBE: 1,2-dibromoethane; DMF: *N,N*-Dimethylformamide; DMSO: Dimethylsulfoxide; EDCI: 1-(3-Dimethylaminopropyl)-3-ethylcarbodiimide hydrochloride; Et: Ethyl; FA: Fold activation; GK: Glucokinase; Glc: Glucose; G6P: Glucose-6-phosphate; G6PDH: Glucose-6-phosphate dehydrogenase; GST-GK: Glutathione *S*-transferase–Glucokinase fusion protein; HMPA: Hexamethylphosphoramide; HOBt: 1-Hydroxybenzotriazole; IH: Isohexane; KHMDS: Potassium bis(trimethylsilyl)amide; LDA: Lithium diisopropylamide; LHMDS: Lithium bis(trimethylsilyl)amide; *m*CPBA: 3-Chloroperoxybenzoic acid; Me: Methyl; Ms: Methanesulfonyl; NADP(H):  $\beta$ -Nicotinamide adenine dinucleotide phosphate (reduced); Ph: Phenyl; *n*-Pr: *n*-Propyl; PS: Polymer supported; RP-HPLC: Reverse-phase high-pressure liquid chromatography; RT: Retention time; RT<sup>A</sup>: Retention time with Method A; RT<sup>B</sup>: Retention time with Method B; TBTU: *O*-(1*H*-Benzotriazol-1-yl)-*N,N,N',N'*-tetramethyluronium tetrafluoroborate; Tf: Trifluoromethanesulfonyl; TFA: Trifluoroacetic acid; TFAA: Trifluoroacetic anhydride; THF: Tetrahydrofuran; TMSCl: Chlorotrimethylsilane.

**Preparation 1: 2-(6-Chloropyridin-3-yl)-3-cyclopentylpropionic acid**



**Step 1:** KHMDS (30.9mL of a 1mmol mL<sup>-1</sup> solution in THF, 30.9mmol) was added to a stirred solution of (6-chloropyridin-3-yl)acetonitrile (4.40g, 28.9mmol) in anhydrous THF–HMPA (3:1, 72mL) at –78°C. After 30min, iodomethylcyclopentane (1.46g, 6.9mmol) was added. The solution was stirred at –78°C for 4.5h, before being allowed to warm to 20°C over 16h. The reaction mixture was carefully quenched with saturated aqueous NH<sub>4</sub>Cl (20mL), then H<sub>2</sub>O (100mL) was added. The mixture was extracted with EtOAc (3 × 50mL), then the extracts were dried (Na<sub>2</sub>SO<sub>4</sub>). Filtration, solvent evaporation, and column chromatography (*n*-C<sub>6</sub>H<sub>14</sub>–EtOAc) furnished 2-(6-chloropyridin-3-yl)-3-cyclopentylpropionitrile: *m/z* (ES<sup>+</sup>) = 235.1 [M + H]<sup>+</sup>. **Step 2:** This compound (2.30g, 9.8mmol) was heated with 50% aqueous H<sub>2</sub>SO<sub>4</sub> (10mL) at 130°C for 2h with stirring. The mixture was allowed to cool down to 20°C over 16h, before being neutralised with saturated aqueous Na<sub>2</sub>CO<sub>3</sub> and extracted with CHCl<sub>3</sub>. The organic extracts were dried (Na<sub>2</sub>SO<sub>4</sub>), before being filtered and concentrated to give the title compound: *m/z* (ES<sup>+</sup>) = 254.2 [M + H]<sup>+</sup>.

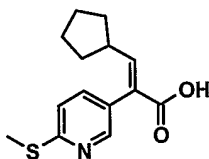
**Preparation 2:** 3-Cyclopentyl-2-pyridin-3-ylpropionic acid



**Step 1:** LDA (5.1mL of a 1.5mmol mL<sup>-1</sup> solution in *c*-C<sub>6</sub>H<sub>12</sub>, 7.6mmol) was added to a stirred solution of ethyl 3-pyridylacetate (1.15g, 6.9mmol) in anhydrous THF–HMPA (3:1, 260mL) at –78°C. After 30min, iodomethylcyclopentane (1.46g, 6.9mmol) was added, then stirring was continued at –78°C for 4.5h. The mixture was allowed to warm to 20°C, before being stirred for 16h. The reaction mixture was carefully quenched with saturated aqueous NH<sub>4</sub>Cl (20mL), then H<sub>2</sub>O (100mL) was added. The mixture was extracted with EtOAc (3 × 50mL), then the extracts were dried (Na<sub>2</sub>SO<sub>4</sub>). Filtration, solvent evaporation, and column chromatography (*n*-C<sub>6</sub>H<sub>14</sub>–EtOAc) furnished ethyl 3-cyclopentyl-2-pyridin-3-ylpropionate: *m/z* (ES<sup>+</sup>) = 248.3 [M + H]<sup>+</sup>. **Step 2:** A stirred solution of this compound (0.73g, 3.0mmol) in

THF (3mL) was treated with 2M NaOH (3mL, 6.0mmol). After 16h at 20°C, the organic solvent was removed under reduced pressure, then the pH of the remaining solution was adjusted to 6.5, before being extracted with EtOAc. The EtOAc extracts were dried (Na<sub>2</sub>SO<sub>4</sub>), filtered, and concentrated to give the title compound:  $m/z$  (ES<sup>+</sup>) = 220.2 [M + H]<sup>+</sup>.

**Preparation 3: (E)-3-Cyclopentyl-2-(6-methylsulfanylpyridin-3-yl)acrylic acid**



**Step 1:** DBE (345μL, 4.0mmol) was added to a suspension of Zn dust (2.62g, 40.0mmol) in anhydrous THF (4mL). The mixture was heated to boiling, then allowed to cool down to 20°C. This process was repeated three times, then the mixture was stirred at 20°C for 2h, before being treated with TMSCl (380μL, 3.0mmol). Stirring was continued for 1.5h, then a solution of (Z)-methyl 3-cyclopentyl-2-iodoacrylate (2.52g, 9.0mmol) in anhydrous THF (8mL) was added over 3min. The mixture was stirred at 40°C for 2h, before being stirred at 20°C for 16h, and finally allowed to stand for 4h. In a separate reaction vessel, a solution of PPh<sub>3</sub> (315mg, 1.2mmol) and Pd<sub>2</sub>(dba)<sub>3</sub> (150mg, 0.5mmol) in anhydrous THF (15mL) was stirred for 2h at 20°C, before being treated with a solution of 5-bromo-2-methylsulfanylpyridine (2.76g, 13.5mmol) in anhydrous THF (10mL). The solution of the freshly prepared organozinc compound was then added via cannula, and the mixture was stirred at 40°C for 68h. Solvent evaporation and column chromatography (4:1 IH-Et<sub>2</sub>O) yielded methyl 3-cyclopentyl-2-(6-methylsulfanylpyridin-3-yl)acrylate:  $m/z$  (ES<sup>+</sup>) = 278.1 [M + H]<sup>+</sup>. **Step 2:** A solution of this compound (1.12g, 4.0mmol) in MeOH (5.5mL) was treated with 1M NaOH (8.9mL, 8.9mmol). The mixture was heated at 65°C for 3h, before being stirred at 20°C for 16h. The MeOH was removed under reduced pressure, then H<sub>2</sub>O (10mL) and 1M NaOH (10mL) were added. The resulting mixture was washed with Et<sub>2</sub>O (25mL), before being acidified with 2M HCl to adjust the pH to 1. The suspension produced was extracted with EtOAc (2 × 50mL), then the extracts were washed with brine (20mL), before being dried (MgSO<sub>4</sub>). Filtration, solvent evaporation, and recrystallisation (EtOAc-IH) furnished the title compound:  $m/z$  (ES<sup>+</sup>) = 264.1 [M + H]<sup>+</sup>.

The compounds listed in **TABLE 1** were prepared from (*Z*)-methyl 3-cyclopentyl-2-iodoacrylate and the appropriate heteroaryl bromide employing the protocol described in **Preparation 3**, unless noted otherwise.

5

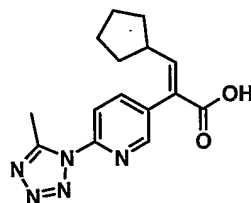
**TABLE 1**

Prep	Structure	Name	<i>m/z</i> (ES <sup>+</sup> )
4		( <i>E</i> )-3-Cyclopentyl-2-(6-ethylsulfanylpyridin-3-yl)acrylic acid	278.0 [ <i>M</i> + H] <sup>+</sup>
5		( <i>E</i> )-3-Cyclopentyl-2-(5-methylsulfanylpyridin-2-yl)acrylic acid	264.0 [ <i>M</i> + H] <sup>+</sup>
6		( <i>E</i> )-2-(6- <i>tert</i> -Butoxycarbonylamino)pyridin-3-yl-3-cyclopentylacrylic acid	333.3 [ <i>M</i> + H] <sup>+</sup>
7 <sup>[a]</sup>		( <i>E</i> )-3-cyclopentyl-2-(6-[1,2,4]triazol-1-yl)pyridin-3-yl)acrylic acid	285.1 [ <i>M</i> + H] <sup>+</sup>
8 <sup>[a]</sup>		( <i>E</i> )-2-[6-( <i>tert</i> -Butoxycarbonylmethylamino)pyridin-3-yl]-3-cyclopentylacrylic acid	347.2 [ <i>M</i> + H] <sup>+</sup>

[a] Prepared using the Pd-catalysed cross-coupling conditions described in **Step 2** of **Preparation 9**.

10

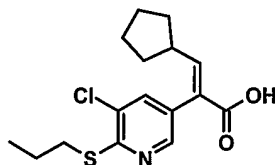
**Preparation 9:** (*E*)-3-Cyclopentyl-2-[6-(5-methyltetrazol-1-yl)pyridin-3-yl]acrylic acid



**Step 1:** NaN<sub>3</sub> (13.69g, 210.6mmol) and Tf<sub>2</sub>O (33mL, 196.5mmol) were added to a stirred solution of *N*-(5-bromopyridin-2-yl)acetamide (8.31g, 38.6mmol) in anhydrous MeCN (200mL) at 0°C. After 2.5h, the temperature was increased to 45°C, then stirring was continued for 16h. The solvents were evaporated off under reduced pressure, then the remainder was partitioned between CH<sub>2</sub>Cl<sub>2</sub> (250mL) and saturated aqueous NaHCO<sub>3</sub> (250mL). The aqueous phase was extracted further with CH<sub>2</sub>Cl<sub>2</sub> (250mL), the the combined organic extracts were washed with H<sub>2</sub>O (200mL) and brine (200mL), before being dried (MgSO<sub>4</sub>). Filtration and solvent evaporation gave a residue that was purified by flash chromatography (CH<sub>2</sub>Cl<sub>2</sub>–THF, 1:0 to 15:1). A second flash chromatographic purification (IH–EtOAc, 10:1 to 3:2) of the material thus obtained afforded 5-bromo-2-(5-methyltetrazol-1-yl)pyridine: δ<sub>H</sub> (CDCl<sub>3</sub>): 2.95 (s, 3H), 7.95 (d, 1H), 8.10 (dd, 1H), 8.65 (d, 1H). **Step 2:** DBE (310μL, 3.5mmol) was added to a suspension of Zn dust (1.49g, 22.5mmol) in anhydrous THF (4mL). The mixture was heated to boiling, then allowed to cool down to 20°C. This process was repeated three times, then TMSCl (300μL, 2.3mmol) was added. The reaction was stirred at 20°C for 70min, then a solution of (*Z*)-methyl 3-cyclopentyl-2-iodoacrylate (1.31g, 5.0mmol) in anhydrous DMF (6mL) was added. The mixture was stirred at 45°C (bath) for 65min, before being left at 25°C for 16h. Anhydrous THF (13 mL) was added, then the mixture was allowed to settle. The organozinc solution was added with stirring to a suspension of Pd(PPh<sub>3</sub>)<sub>2</sub>Cl<sub>2</sub> (0.38g, 0.5mmol) and 5-bromo-2-(5-methyltetrazol-1-yl)pyridine (1.58g, 7.0mmol) in anhydrous DMF (10mL). The mixture was stirred at 45°C (bath) for 72h, before being quenched with a small amount of MeOH and partitioned between EtOAc (75mL) and saturated aqueous NH<sub>4</sub>Cl (50mL). The aqueous layer was extracted further with EtOAc (75mL). The combined organic extracts were filtered, before being washed with H<sub>2</sub>O (50mL) and brine (50mL). After drying (MgSO<sub>4</sub>), the solution was filtered and concentrated to give a residue that was purified by flash chromatography (CH<sub>2</sub>Cl<sub>2</sub>–THF, 1:0 to 16:1) to provide (*E*)-methyl 3-cyclopentyl-2-[6-(5-methyltetrazol-1-yl)pyridin-3-yl]acrylate: *m/z* (ES<sup>+</sup>) = 314.1 [*M* + H]<sup>+</sup>. **Step 3:** This ester (271mg,

865  $\mu\text{mol}$ ) was saponified, using the procedure exemplified by **Step 2** of **Preparation 3**, to furnish the title compound:  $m/z$  ( $\text{ES}^+$ ) = 300.1 [ $M + \text{H}$ ] $^+$ .

**Preparation 10:** (*E*)-2-(5-Chloro-6-propylsulfanylpyridin-3-yl)-3-cyclopentylacrylic acid

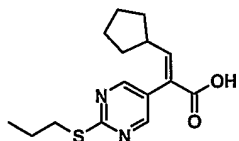


**Step 1:** A mixture of 5-bromo-2,3-dichloropyridine (4.47g, 19.7mmol) and NaOH (867mg, 21.7mmol) in DMSO (50mL) was treated with sufficient  $\text{H}_2\text{O}$  to effect dissolution. *n*-PrSH (1.96mL, 21.7mmol) was added, then the reaction was stirred at 20°C for 4h. The mixture was poured onto crushed ice (200g) and then extracted with  $\text{CH}_2\text{Cl}_2$  (2  $\times$  100mL). The combined  $\text{CH}_2\text{Cl}_2$  extracts were washed with  $\text{H}_2\text{O}$  (3  $\times$  100mL) and brine (3  $\times$  100mL), before being dried ( $\text{MgSO}_4$ ). Filtration, solvent evaporation, and column chromatography (IH) provided 5-bromo-3-chloro-2-propylsulfanylpyridine:  $m/z$  ( $\text{ES}^+$ ) = 268.0 [ $M + \text{H}$ ] $^+$ . **Step 2:** Reaction of this bromopyridine (2.73g, 10.2mmol) with (*Z*)-methyl 3-cyclopentyl-2-iodoacrylate (1.84g, 6.6mmol), according to the cross-coupling conditions described in **Step 2** of **Preparation 9**, gave (*E*)-methyl 2-(5-chloro-6-propylsulfanylpyridin-3-yl)-3-cyclopentylacrylate:  $m/z$  ( $\text{ES}^+$ ) = 340.1 [ $M + \text{H}$ ] $^+$ . **Step 3:** Saponification of this ester (770mg, 2.3mmol), using a similar protocol to that described by **Step 2** of **Preparation 3**, furnished the title compound:  $\delta_{\text{H}}$  ( $\text{CDCl}_3$ ): 1.05 (t, 3H), 1.40–1.85 (m, 10H), 2.45–2.60 (m, 1H), 3.20 (t, 2H), 7.15 (d, 1H), 7.40 (d, 1H), 8.15 (d, 1H).

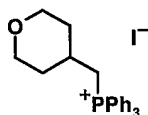
The compounds listed in **TABLE 2** were made using the procedures described in **Preparation 10**.

**TABLE 2**

Prep	Structure	Name	$\delta_{\text{H}}$ ( $\text{CDCl}_3$ ):	$m/z$ ( $\text{ES}^+$ )
11		( <i>E</i> )-2-(5-Chloro-6-methylsulfanylpyridin-3-yl)-3-cyclopentylacrylic acid	1.40–1.85 (m, 8H), 2.45–2.55 (m, 1H), 2.60 (s, 3H), 7.20 (d, 1H), 7.45 (d, 1H), 8.20 (d, 1H).	–

12		(E)-3-Cyclopentyl-2-(2-propylsulfanylpyrimidin-5-yl)acrylic acid	-	293.1 [M + H] <sup>+</sup>
----	-----------------------------------------------------------------------------------	------------------------------------------------------------------	---	----------------------------

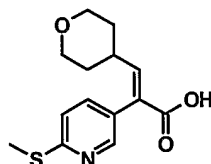
**Preparation 13:** Triphenyl(tetrahydropyran-4-ylmethyl)phosphonium iodide



5 A stirred solution of 4-iodomethyltetrahydropyran (3.43g, 15.2mmol) and PPh<sub>3</sub> (3.98g, 15.2mmol) in anhydrous MeCN (10mL) was heated under reflux for 19h. On cooling to 20°C, Et<sub>2</sub>O (50mL) was added. The precipitate formed was collected, washed with Et<sub>2</sub>O (150mL), and recrystallised (MeCN) to give the title compound: *m/z* (ES<sup>+</sup>) = 361.2 [M]<sup>+</sup>.

10

**Preparation 14:** (E)-3-(Tetrahydropyranyl)-2-(6-methanesulfanylpyridin-3-yl)acrylic acid



15

**Step 1:** *n*-BuLi (32.9mL of a 2.6M solution in hexanes, 102mmol) was added over 15min to a stirred solution of 2,5-dibromopyridine (23.7g, 100mmol) in Et<sub>2</sub>O (800mL) at -78°C. After 20min, diethyl oxalate (16.4mL, 120mmol) was added over 15min, then stirring was continued at -78°C for 30min and then at 0°C for 3h. The reaction was poured into ice cold saturated aqueous NH<sub>4</sub>Cl, before being extracted with Et<sub>2</sub>O. The organic layer was washed with H<sub>2</sub>O and brine, dried (Na<sub>2</sub>SO<sub>4</sub>), filtered, and concentrated *in vacuo*. Chromatographic purification (EtOAc-*n*-C<sub>6</sub>H<sub>14</sub>, 1:6) provided ethyl (6-bromopyridin-3-yl)glyoxylate: *m/z* (APCI<sup>+</sup>) = 276

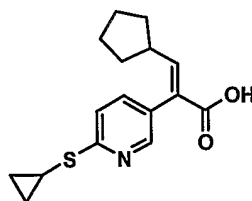
20

[M + H<sub>2</sub>O + H]<sup>+</sup>. **Step 2:** To a solution of this compound (11.6g, 44.9mmol) in DMF (200mL) was added NaSMe (3.15g, 44.9mmol) at 0°C over 5min. The mixture was stirred at 20°C for 24 h, before being concentrated *in vacuo*. The residue was partitioned between EtOAc and H<sub>2</sub>O. The organic layer was washed with H<sub>2</sub>O and brine, dried (Na<sub>2</sub>SO<sub>4</sub>), filtered, and concentrated. Chromatographic purification

25

(EtOAc-*n*-C<sub>6</sub>H<sub>14</sub>, 1:10) yielded ethyl (6-methanesulfanylpyridin-3-yl)glyoxylate: *m/z* (APCI<sup>+</sup>) = 226 [*M* + H]<sup>+</sup>. **Step 3:** LHMDS (6.25mL of a 1.0M solution in THF, 6.3mmol) was added to a stirred suspension of triphenyl(tetrahydropyran-4-ylmethyl)phosphonium iodide (**Preparation 13**, 3.18g, 8.5mmol) in THF (10mL) at 0°C. After 1h, a solution of ethyl (6-methylsulfanylpyridin-3-yl)glyoxylate (1.13g, 5.0mmol) in THF (4mL) was added over 5min. The reaction was stirred at 0°C for 1h, before being treated with H<sub>2</sub>O followed by 10% aqueous HCl to adjust the pH to 6. The mixture was stirred at 20°C for 1h, then the THF was removed *in vacuo*. The remainder was treated with Et<sub>2</sub>O (50mL) and filtered. The precipitate collected was washed with Et<sub>2</sub>O. The filtrate and washings were extracted with Et<sub>2</sub>O (3 × 10mL). The combined organic layers were washed with brine, dried (Na<sub>2</sub>SO<sub>4</sub>), filtered, and concentrated. Chromatographic purification of the residue (EtOAc-*n*-C<sub>6</sub>H<sub>14</sub>, 1:3) afforded ethyl 3-(4-tetrahydropyranyl)-2-(6-methanesulfanylpyridin-3-yl)acrylate as a 2:1 mixture of (*E*)- and (*Z*)-isomers: *m/z* (APCI<sup>+</sup>) = 308 [*M* + H]<sup>+</sup>. **Step 4:** 2M NaOH (1.5mL, 3.0mmol) was added to a solution of this ester (615mg, 2.0mmol) in EtOH (3mL) at 0°C. The mixture was stirred at 20°C for 24h, before being concentrated *in vacuo*. The residue was diluted with H<sub>2</sub>O (5mL), acidified with 2M HCl, and extracted with EtOAc. The combined organic layers were washed with brine, dried (Na<sub>2</sub>SO<sub>4</sub>), filtered and concentrated *in vacuo*. Recrystallisation (EtOAc) gave the title compound: *m/z* (ES<sup>-</sup>) = 278 [*M* - H]<sup>-</sup>.

**Preparation 15:** (*E*)-3-Cyclopentyl-2-(6-cyclopropylsulfanylpyridin-3-yl)acrylic acid

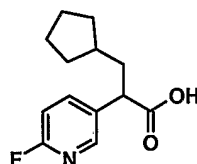


SO<sub>2</sub>Cl<sub>2</sub> (9.8mL, 122.0mmol) was added slowly at 0°C to dicyclopropyldisulfide (17.0g, 116.2mmol). The mixture was stirred at 20°C for 2h, before being diluted with anhydrous PhMe (100mL) to give a PhMe solution of cyclopropanesulfenyl chloride. In a separate vessel, *n*-BuLi (153mL of a 1.6M solution in hexanes, 244.8mmol) was added to a stirred solution of 2,5-dibromopyridine (55.1g, 232.4mmol) in anhydrous PhMe (1L) at -78°C. After 3h at -78°C, the abovementioned cyclopropanesulfenyl chloride solution was added slowly



to the mixture. After 1h, the mixture was quenched with saturated aqueous  $\text{NH}_4\text{Cl}$  (1L) at  $-20^\circ\text{C}$ , before being stirred at  $20^\circ\text{C}$  for 16h. The organic layer was separated, then the aqueous phase was extracted with  $\text{Et}_2\text{O}$  ( $3 \times 500\text{mL}$ ). The organic extracts were combined, dried ( $\text{MgSO}_4$ ), filtered, concentrated, and purified by flash column chromatography (IH– $\text{Et}_2\text{O}$ , 98.5:1.5) to furnish 5-bromo-2-cyclopropylsulfanylpyridine:  $m/z$  ( $\text{ES}^+$ ) = 232.0 [ $M + \text{H}$ ] $^+$ . Bromine–lithium exchange on this compound (22.0g, 95.6mmol) followed by reaction with diethyl oxalate, as described in **Step 1** of **Preparation 14**, gave ethyl (6-cyclopropylsulfanylpyridin-3-yl)oxoacetate:  $m/z$  ( $\text{ES}^+$ ) = 252.2 [ $M + \text{H}$ ] $^+$ . Reaction of this oxoester (11.09g, 44.1mmol) with cyclopentylmethyltriphenylphosphonium iodide (33.00g, 75.0mmol), employing the protocol outlined in **Step 3** of **Preparation 14**, provided ethyl 3-cyclopentyl-2-(6-cyclopropylsulfanylpyridin-3-yl)acrylate as a ca. 2:1 mixture of (*E*)- and (*Z*)-isomers:  $m/z$  ( $\text{ES}^+$ ) = 318.2 [ $M + \text{H}$ ] $^+$ . Using a similar procedure to that described in **Step 4** of **Preparation 14**, this ester (13.21g, 41.6mmol) was hydrolysed to give the title compound:  $m/z$  ( $\text{ES}^+$ ) = 290.3 [ $M + \text{H}$ ] $^+$ .

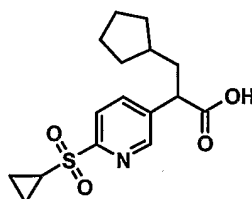
**Preparation 16: 3-Cyclopentyl-2-(6-fluoropyridin-3-yl)propionic acid**



**Step 1:** Reaction of 5-bromo-2-fluoropyridine (1.50g, 8.5mmol) with (*Z*)-methyl 3-cyclopentyl-2-iodoacrylate (2.60g, 9.3mmol), according to the cross-coupling conditions described above in **Step 2** of **Preparation 9**, gave (*E*)-methyl 3-cyclopentyl-2-(6-fluoropyridin-3-yl)acrylate:  $m/z$  ( $\text{ES}^+$ ) = 250.1 [ $M + \text{H}$ ] $^+$ . **Step 2:** A solution of this  $\alpha,\beta$ -unsaturated ester (1.50g, 6.0mmol) in  $\text{EtOAc}$  was treated with a suspension of Pd (10% on C, 300mg, 0.3mmol) in  $\text{EtOH}$  (0.5mL). The reaction was stirred under a  $\text{H}_2$  atmosphere for 4d and then filtered through Celite. The solvents were removed under reduced pressure, then the residue was purified by column chromatography to give methyl 3-cyclopentyl-2-(6-fluoropyridin-3-yl)propionate:  $m/z$  ( $\text{ES}^+$ ) = 252.2 [ $M + \text{H}$ ] $^+$ . **Step 3:** A solution of this ester (1.48g, 5.9mmol) and  $\text{LiOH}\cdot\text{H}_2\text{O}$  (0.49g, 11.8mmol) in  $\text{THF}\text{--}\text{H}_2\text{O}$  (5:1, 24mL) was stirred at  $20^\circ\text{C}$  for 18h. The  $\text{THF}$  was removed *in vacuo*, then the remainder was partitioned between saturated aqueous  $\text{Na}_2\text{CO}_3$  (150mL) and  $\text{Et}_2\text{O}$  (75mL). The pH of the aqueous layer

was adjusted to 3 with 2M HCl. The remainder was extracted with EtOAc (100mL + 75mL). The combined organic extracts were washed with brine, dried (MgSO<sub>4</sub>), filtered, and concentrated to give the title compound:  $m/z$  (ES<sup>+</sup>) = 238.1 [M + H]<sup>+</sup>.

5 **Preparation 17:** 3-Cyclopentyl-2-(6-cyclopropanesulfonylpyridin-3-yl)propionic acid



(*E*)-3-Cyclopentyl-2-(6-cyclopropylsulfanylpyridin-3-yl)acrylic acid

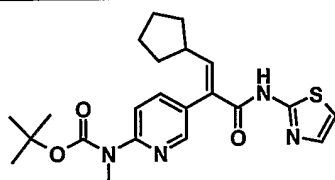
(**Preparation 15**, 9.63g, 33.3mmol) was oxidised, using the procedure described in  
 10 **EXAMPLE 35**, to provide (*E*)-3-Cyclopentyl-2-(6-cyclopropanesulfonylpyridin-3-yl)propionic acid:  $\delta_{\text{H}}$  (CDCl<sub>3</sub>): 1.05–1.20 (m, 2H), 1.35–1.85 (m, 10H), 2.40–2.50 (m, 1H), 2.80–2.90 (m, 1H), 7.25 (d, 1H), 7.80 (dd, 1H), 8.05 (d, 1H), 8.60 (d, 1H). Reduction of this  $\alpha,\beta$ -unsaturated carboxylic acid, employing a procedure similar to that described in **Step 2** of **Preparation 16**, afforded the title compound:  $m/z$  (ES<sup>+</sup>) =  
 15 324.2 [M + H]<sup>+</sup>.

The compounds shown in **TABLE 3** were prepared by coupling the appropriate carboxylic acid with a thiazol-2-ylamine employing the protocol described in **EXAMPLE 5**.

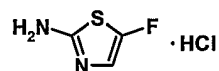
20

**TABLE 3**

Prep	Structure	Name	$m/z$ (ES <sup>+</sup> )
18		( <i>E</i> )- <i>tert</i> -Butyl {5-[1-(5-chlorothiazol-2-yl)carbamoyl]-2-cyclopentylvinyl}pyridin-2-yl} carbamate	449.3 [M + H] <sup>+</sup>
19		( <i>E</i> )- <i>tert</i> -Butyl 5-[2-cyclopentyl-1-(thiazol-2-yl)carbamoyl]vinylpyridin-2-yl} carbamate	415.2 [M + H] <sup>+</sup>

20		<i>(E)</i> - <i>tert</i> -Butyl {5-[2-cyclopentyl-1-(thiazol-2-ylcarbamoyl)vinyl]pyridin-2-yl} methylcarbamate	429.1 [ <i>M</i> + H] <sup>+</sup>
----	-----------------------------------------------------------------------------------	----------------------------------------------------------------------------------------------------------------	------------------------------------

**Preparation 21:** 5-Fluorothiazol-2-ylamine hydrochloride



5 NEt<sub>3</sub> (63.4mL, 455mmol) was added to a stirred suspension of 5-bromothiazol-2-ylamine hydrobromide (102.7g, 379mmol) in CH<sub>2</sub>Cl<sub>2</sub> (1.5L). After 1h, TFAA (64.2mL, 455mmol) was added dropwise at 0°C over 15min. The mixture was allowed to warm to 20°C over 1h, before being stirred for an additional 2h. H<sub>2</sub>O (600mL) was added and the resulting precipitate was collected. The aqueous layer of

10 the filtrate was separated and extracted with CHCl<sub>3</sub> (3 × 300mL). The combined organic extracts were washed with brine, dried (Na<sub>2</sub>SO<sub>4</sub>), filtered and concentrated. The collected precipitate and residual solid were combined and triturated with EtOAc-*n*-C<sub>6</sub>H<sub>14</sub> to give *N*-(5-bromothiazol-2-yl)-2,2,2-trifluoroacetamide: δ<sub>H</sub> (CDCl<sub>3</sub>): 7.45 (s, 1H), 13.05 (br, 1H). *n*-BuLi (253mL of a 1.58M solution in

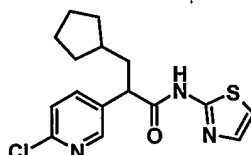
15 hexanes, 403mmol) was added dropwise over 50min to a stirred solution of the above amide (50.0g, 183mmol) in anhydrous THF (1.3L) at -78°C. After 1.5h, a solution of *N*-fluorobenzenesulfonimide (86.0g, 275mmol) in anhydrous THF (250mL) was added dropwise over 30min. The mixture was stirred for 3h, before being warmed up to -30°C. H<sub>2</sub>O (300mL) was added and the mixture was filtered through a Celite pad.

20 The solid collected and Celite were washed with Et<sub>2</sub>O (400mL) and H<sub>2</sub>O (400mL). The organic layer of the filtrate was separated and extracted with water (2 × 400mL). The combined aqueous layers were washed with Et<sub>2</sub>O (400mL), before being acidified to pH 6.5 with 2M HCl and extracted with EtOAc (2 × 400mL). The combined organic extracts were washed with H<sub>2</sub>O (2 × 400mL) and brine, before

25 being dried (MgSO<sub>4</sub>), filtered and concentrated. Column chromatography (EtOAc-*n*-C<sub>6</sub>H<sub>14</sub>, 1:3 to 1:2) gave *N*-(5-fluorothiazol-2-yl)-2,2,2-trifluoroacetamide: δ<sub>H</sub> (CDCl<sub>3</sub>): 7.13 (d, 1H). AcCl (12.6mL, 175mmol) was added dropwise to a stirred solution of this amide (15.7g, 73mmol) in MeOH (300mL) at 0°C. The mixture was

stirred at 20°C for 30min, heated under reflux for 1h, and finally concentrated *in vacuo*. The residual solid was triturated with THF to give the title compound:  $\delta_{\text{H}}$  (D<sub>2</sub>O): 7.00 (d, 1H).

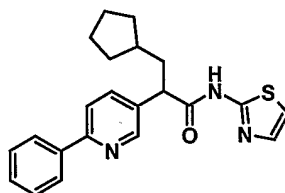
5

**EXAMPLE 1**2-(6-Chloropyridin-3-yl)-3-cyclopentyl-*N*-thiazol-2-ylpropionamide

10

A solution of 2-(6-chloropyridin-3-yl)-3-cyclopentylpropionic acid (**Preparation 1**, 0.56g, 2.2mmol), TBTU (1.41g, 4.4mmol), HOBt (0.45g, 3.3mmol), NEt<sub>3</sub> (0.31mL, 2.2mmol), and thiazol-2-ylamine (0.44g, 4.4mmol) in anhydrous DMF (23mL) was stirred at 20°C for 16h. The reaction mixture was diluted with EtOAc, before being washed with 2 M Na<sub>2</sub>CO<sub>3</sub>, H<sub>2</sub>O, and brine. After drying (Na<sub>2</sub>SO<sub>4</sub>), the organic phase was filtered and concentrated to give the title compound: RT<sup>A</sup> = 3.82min; *m/z* (ES<sup>+</sup>) = 336.1 [M + H]<sup>+</sup>.

15

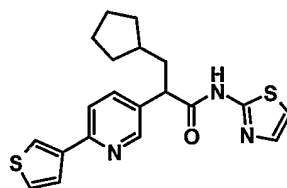
**EXAMPLE 2**3-Cyclopentyl-2-(6-phenylpyridin-3-yl)-*N*-thiazol-2-ylpropionamide

20

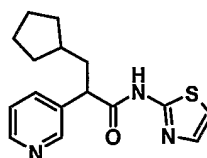
A mixture of 2-(6-chloropyridin-3-yl)-3-cyclopentyl-*N*-thiazol-2-ylpropionamide (**EXAMPLE 1**, 100mg, 297μmol), Pd(PPh<sub>3</sub>)<sub>4</sub> (5mg, 4μmol), (*R*)-(+)-BINAP (5mg, 8μmol), K<sub>2</sub>CO<sub>3</sub> (100mg, 724μmol), and benzenboronic acid (100mg, 820μmol) in DMF (1mL) was heated at 150°C for 48h with stirring. The cooled reaction mixture was diluted with EtOAc (50mL), before being washed with H<sub>2</sub>O (3 × 20mL). The solvent was removed under reduced pressure, then the residue was purified by RP-HPLC to give the title compound: RT<sup>A</sup> = 3.93min; *m/z* (ES<sup>+</sup>) = 378.2 [M + H]<sup>+</sup>.

25

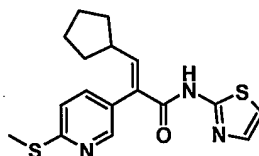
**EXAMPLE 3**

3-Cyclopentyl-*N*-thiazol-2-yl-2-(6-thiophen-3-ylpyridin-3-yl)propionamide

Cross-coupling of 2-(6-chloropyridin-3-yl)-3-cyclopentyl-*N*-thiazol-2-ylpropionamide (**EXAMPLE 1**, 100mg, 297 $\mu$ mol) with thiophene-3-boronic acid (100mg, 781 $\mu$ mol), utilising a procedure similar to that described above for **EXAMPLE 2**, furnished the title compound: RT<sup>A</sup> = 3.83min; *m/z* (ES<sup>+</sup>) = 384.2 [M + H]<sup>+</sup>.

**EXAMPLE 4**3-Cyclopentyl-2-pyridin-3-yl-*N*-thiazol-2-ylpropionamide

Employing the protocol described in **EXAMPLE 1**, 3-cyclopentyl-2-pyridin-3-ylpropionic acid (**Preparation 2**, 0.96g, 4.4mmol) was condensed with thiazol-2-ylamine (0.88g, 8.8mmol) to give the title compound: RT<sup>A</sup> = 3.05min; *m/z* (ES<sup>+</sup>) = 302.0 [M + H]<sup>+</sup>.

**EXAMPLE 5***(E)*-3-Cyclopentyl-2-(6-methylsulfanylpyridin-3-yl)-*N*-thiazol-2-ylacrylamide

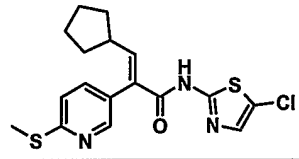
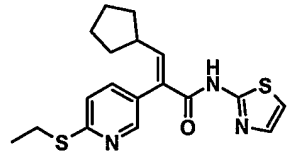
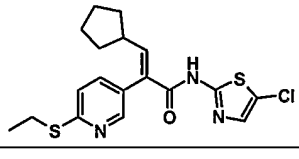
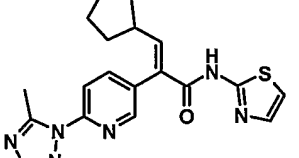
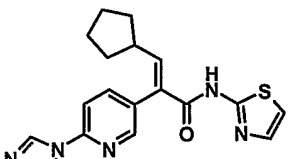
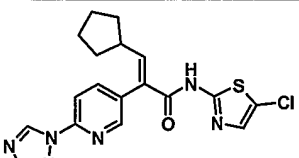
A suspension of PS-carbodiimide (1.08g, loading 1.32mmol g<sup>-1</sup>, 1.42mmol), (*E*)-3-cyclopentyl-2-(6-methylsulfanylpyridin-3-yl)acrylic acid (**Preparation 3**, 125mg, 475 $\mu$ mol), and HOBt (128mg, 949 $\mu$ mol) in anhydrous DMF (8mL) was stirred for 15min at 20°C. Thiazol-2-ylamine (48mg, 475 $\mu$ mol) was added, then the mixture was stirred for 14h at 20°C. LCMS indicated that the reaction had not gone to completion, so more thiazol-2-ylamine (95mg, 950 $\mu$ mol) was added. The mixture

was stirred for an additional 64h, before being filtered. The resin collected was washed with CH<sub>2</sub>Cl<sub>2</sub>, then the combined filtrate and washings were concentrated under reduced pressure. Column chromatography (2:1 IH-EtOAc) provided the title compound: RT<sup>A</sup> = 3.85min; *m/z* (ES<sup>+</sup>) = 346.1 [M + H]<sup>+</sup>.

5

The procedure described in **EXAMPLE 5** was utilised to prepare the compounds listed in **TABLE 4**.

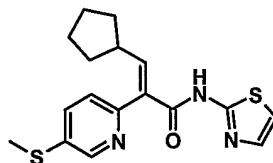
**TABLE 4**

Ex	Structure	Name	RT (min)	<i>m/z</i> (ES <sup>+</sup> )
6		( <i>E</i> )- <i>N</i> -(5-Chlorothiazol-2-yl)-3-cyclopentyl-2-(6-methylsulfanylpyridin-3-yl)acrylamide	4.23 <sup>[A]</sup>	380.1 [M + H] <sup>+</sup>
7		( <i>E</i> )-3-Cyclopentyl-2-(6-ethylsulfanylpyridin-3-yl)- <i>N</i> -thiazol-2-ylacrylamide	4.11 <sup>[A]</sup>	360.2 [M + H] <sup>+</sup>
8		( <i>E</i> )- <i>N</i> -(5-Chlorothiazol-2-yl)-3-cyclopentyl-2-(6-ethylsulfanylpyridin-3-yl)acrylamide	4.40 <sup>[A]</sup>	394.2 [M + H] <sup>+</sup>
9		( <i>E</i> )-3-Cyclopentyl-2-[6-(5-methyltetrazol-1-yl)pyridin-3-yl]- <i>N</i> -thiazol-2-ylacrylamide	1.60 <sup>[B]</sup>	382.0 [M + H] <sup>+</sup>
10		( <i>E</i> )-3-Cyclopentyl- <i>N</i> -thiazol-2-yl-2-(6-[1,2,4]triazol-1-ylpyridin-3-yl)acrylamide	3.52 <sup>[A]</sup>	367.1 [M + H] <sup>+</sup>
11		( <i>E</i> )- <i>N</i> -(5-Chlorothiazol-2-yl)-3-cyclopentyl-2-(6-[1,2,4]triazol-1-ylpyridin-3-yl)acrylamide	3.93 <sup>[A]</sup>	401.1 [M + H] <sup>+</sup>

10

[A] RT measured using Method A. [B] RT measured using Method B.

**EXAMPLE 12**

*(E)*-3-Cyclopentyl-2-(5-methylsulfanylpyridin-2-yl)-*N*-thiazol-2-ylacrylamide

A solution of (*E*)-3-cyclopentyl-2-(5-methylsulfanylpyridin-2-yl)acrylic acid (**Preparation 5**, 1.00g, 3.8mmol), EDCI (0.95g, 4.9mmol), HOBt (0.67g, 4.9mmol) and thiazol-2-ylamine (1.52g, 15.2mmol) in anhydrous THF (62mL) and DMF (50mL) was stirred at 20°C for 4d. The solvents were evaporated off under reduced pressure, then the residue was partitioned between CH<sub>2</sub>Cl<sub>2</sub> and saturated aqueous Na<sub>2</sub>CO<sub>3</sub>. The organic layer was washed with H<sub>2</sub>O and brine, before being dried (MgSO<sub>4</sub>). Filtration, solvent evaporation, and column chromatography (7:3 IH-EtOAc) provided the title compound: RT<sup>A</sup> = 3.96min; *m/z* (ES<sup>+</sup>) = 346.1 [*M* + H]<sup>+</sup>.

The compounds listed in **TABLE 5** were synthesised using the method described in **EXAMPLE 12**.

15

**TABLE 5**

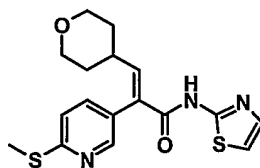
Ex	Structure	Name	RT (min)	<i>m/z</i> (ES <sup>+</sup> )
13		<i>(E)</i> - <i>N</i> -(5-Chlorothiazol-2-yl)-3-cyclopentyl-2-(5-methylsulfanylpyridin-2-yl)acrylamide	4.32 <sup>[A]</sup>	380.0 [ <i>M</i> + H] <sup>+</sup>
14		3-Cyclopentyl-2-(6-fluoropyridin-3-yl)- <i>N</i> -thiazol-2-ylpropionamide	1.61 <sup>[B]</sup>	320.1 [ <i>M</i> + H] <sup>+</sup>
15		<i>(E)</i> -3-Cyclopentyl-2-(2-propylsulfanylpyrimidin-5-yl)- <i>N</i> -thiazol-2-ylacrylamide	1.93 <sup>[B]</sup>	375.0 [ <i>M</i> + H] <sup>+</sup>

[A] RT measured using Method A. [B] RT measured using Method B.

**EXAMPLE 16**

20

*(E)*-3-(4-Tetrahydropyranyl)-2-(6-methanesulfanylpyridin-3-yl)-*N*-thiazol-2-ylacrylamide



A solution of (*E*)-3-(4-tetrahydropyranyl)-2-(6-methanesulfonylpyridin-3-yl)acrylic acid (**Preparation 14**, 280mg, 1.0mmol) in THF (4mL) was added to a suspension of DMF (126 $\mu$ L, 1.6mmol) and oxalyl chloride (280mg, 1.0mmol) in THF (3mL) at  $-25^{\circ}\text{C}$ . The mixture was stirred at  $0^{\circ}\text{C}$  for 1 h and then at  $20^{\circ}\text{C}$  for 1h. A solution of thiazol-2-ylamine (320mg, 3.2mmol) and  $\text{NEt}_3$  (446 $\mu$ L, 3.2mmol) in THF (2mL) was added at  $-45^{\circ}\text{C}$  over 10min, then the mixture was stirred at  $0^{\circ}\text{C}$  for 1h. Saturated aqueous  $\text{NaHCO}_3$  was added and the mixture was filtered through Celite. The aqueous layer of the filtrate was extracted with EtOAc. The combined organic layers were washed with brine, dried ( $\text{Na}_2\text{SO}_4$ ), filtered, and concentrated in *vacuo*. Column chromatographic purification (EtOAc-*n*- $\text{C}_6\text{H}_{14}$ , 1:3 to 1:1, then  $\text{CHCl}_3$ -MeOH, 99:1) gave the title compound:  $\delta_{\text{H}}$  ( $\text{CDCl}_3$ ): 1.46–1.56 (m, 4H), 2.22–2.40 (m, 1H), 2.54 (s, 3H), 3.17–3.29 (m, 2H), 3.80 (dt, 2H), 6.78 (d, 1H), 7.22 (d, 1H), 7.34 (dd, 1H), 7.50 (d, 1H), 7.52 (dd, 1H), 8.27 (dd, 1H), 12.19 (s, 1H);  $m/z$  ( $\text{APCI}^+$ ) = 362  $[M + \text{H}]^+$ .

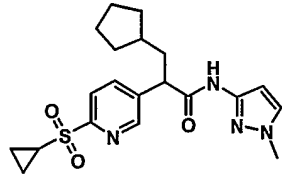
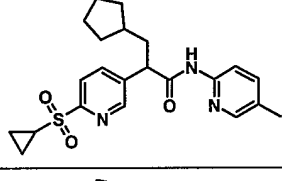
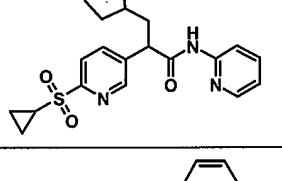
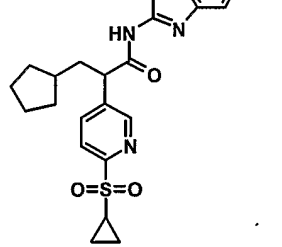
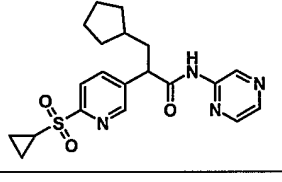
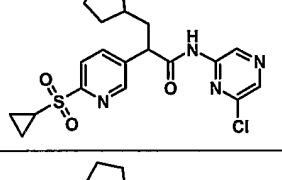
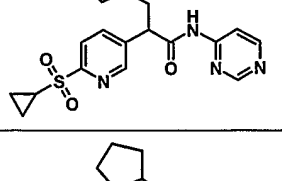
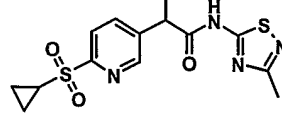
Procedures similar to those described in **EXAMPLE 16** were employed to synthesise the compounds listed in **TABLE 6**.

**TABLE 6**

Ex	Structure	Name	RT <sup>A</sup> (min)	$m/z$ ( $\text{ES}^+$ )
17		<i>N</i> -(5-Chloropyridin-2-yl)-3-cyclopentyl-2-(6-cyclopropanesulfonylpyridin-3-yl)propionamide	3.94	434.3 $[M + \text{H}]^+$
18		3-Cyclopentyl-2-(6-cyclopropanesulfonylpyridin-3-yl)- <i>N</i> -[1,2,4]thiadiazol-5-ylpropionamide	3.57	407.3 $[M + \text{H}]^+$



19		3-Cyclopentyl-2-(6-cyclopropanesulfonylpyridin-3-yl)-N-(5-furan-2-yl-[1,3,4]thiadiazol-2-yl)propionamide	3.97	473.3 [M + H] <sup>+</sup>
20		3-Cyclopentyl-2-(6-cyclopropanesulfonylpyridin-3-yl)-N-[1,3,4]thiadiazol-2-ylpropionamide	3.37	407.3 [M + H] <sup>+</sup>
21		3-Cyclopentyl-2-(6-cyclopropanesulfonylpyridin-3-yl)-N-pyrimidin-2-ylpropionamide	3.20	401.3 [M + H] <sup>+</sup>
22		3-Cyclopentyl-2-(6-cyclopropanesulfonylpyridin-3-yl)-N-(4-methyloxazol-2-yl)propionamide	3.36	404.3 [M + H] <sup>+</sup>
23		3-Cyclopentyl-2-(6-cyclopropanesulfonylpyridin-3-yl)-N-(4-methylpyridin-2-yl)propionamide	3.87	414.3 [M + H] <sup>+</sup>
24		3-Cyclopentyl-2-(6-cyclopropanesulfonylpyridin-3-yl)-N-(6-methylpyridin-2-yl)propionamide	3.37	414.3 [M + H] <sup>+</sup>
25		3-Cyclopentyl-2-(6-cyclopropanesulfonylpyridin-3-yl)-N-isoxazol-3-ylpropionamide	3.57	390.3 [M + H] <sup>+</sup>
26		3-Cyclopentyl-2-(6-cyclopropanesulfonylpyridin-3-yl)-N-(5-fluoropyridin-2-yl)propionamide	3.82	418.3 [M + H] <sup>+</sup>

27		3-Cyclopentyl-2-(6-cyclopropanesulfonylpyridin-3-yl)- <i>N</i> -(1-methyl-1 <i>H</i> -pyrazol-3-yl)propionamide	3.36	403.3 [ <i>M</i> + <i>H</i> ] <sup>+</sup>
28		3-Cyclopentyl-2-(6-cyclopropanesulfonylpyridin-3-yl)- <i>N</i> -(5-methylpyridin-2-yl)propionamide	3.61	414.3 [ <i>M</i> + <i>H</i> ] <sup>+</sup>
29		3-Cyclopentyl-2-(6-cyclopropanesulfonylpyridin-3-yl)- <i>N</i> -pyridin-2-ylpropionamide	3.72	400.3 [ <i>M</i> + <i>H</i> ] <sup>+</sup>
30		<i>N</i> -Benzothiazol-2-yl-3-cyclopentyl-2-(6-cyclopropanesulfonylpyridin-3-yl)propionamide	4.02	456.3 [ <i>M</i> + <i>H</i> ] <sup>+</sup>
31		3-Cyclopentyl-2-(6-cyclopropanesulfonylpyridin-3-yl)- <i>N</i> -pyrazin-2-ylpropionamide	3.42	401.3 [ <i>M</i> + <i>H</i> ] <sup>+</sup>
32		<i>N</i> -(6-Chloropyrazin-2-yl)-3-cyclopentyl-2-(6-cyclopropanesulfonylpyridin-3-yl)propionamide	3.84	435.3 [ <i>M</i> + <i>H</i> ] <sup>+</sup>
33		3-Cyclopentyl-2-(6-cyclopropanesulfonylpyridin-3-yl)- <i>N</i> -pyrimidin-4-ylpropionamide	3.40	401.3 [ <i>M</i> + <i>H</i> ] <sup>+</sup>
34		3-Cyclopentyl-2-(6-cyclopropanesulfonylpyridin-3-yl)- <i>N</i> -(3-methyl-[1,2,4]thiadiazol-5-yl)propionamide	3.77	421.2 [ <i>M</i> + <i>H</i> ] <sup>+</sup>


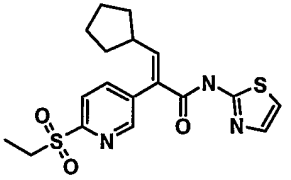
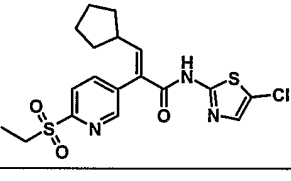
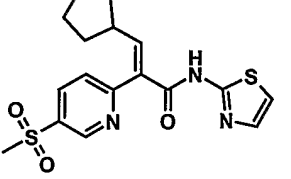
**EXAMPLE 35***(E)*-3-Cyclopentyl-2-(6-methanesulfonylpyridin-3-yl)-*N*-thiazol-2-ylacrylamide



*m*CPBA (65% pure, 60mg, 226 $\mu$ mol) was added to a stirred solution of (*E*)-3-cyclopentyl-2-(6-methylsulfonylpyridin-3-yl)-*N*-thiazol-2-ylacrylamide (**EXAMPLE 5**, 39mg, 113 $\mu$ mol) in CH<sub>2</sub>Cl<sub>2</sub> (3mL). After 16h, the reaction mixture was concentrated under reduced pressure. EtOAc (15mL) and saturated aqueous NaHCO<sub>3</sub> (5mL) were added, then the mixture was stirred vigorously for 20min. The organic layer was separated, before being washed with brine (5mL) and dried (MgSO<sub>4</sub>). Filtration, solvent evaporation, and column chromatography (1:1 IH-EtOAc) afforded the title compound: RT<sup>A</sup> = 3.49min; *m/z* (ES<sup>+</sup>) = 419.2 [M + MeCN + H]<sup>+</sup>.

The procedure described in **EXAMPLE 35** was utilised to synthesise the compounds listed in **TABLE 7**.

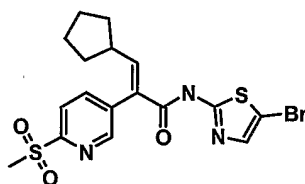
TABLE 7

Ex	Structure	Name	RT <sup>A</sup> (min)	m/z (ES <sup>+</sup> )
36		( <i>E</i> )- <i>N</i> -(5-Chlorothiazol-2-yl)-3-cyclopentyl-2-(6-methanesulfonylpyridin-3-yl)acrylamide	3.85	453.2 [ <i>M</i> + MeCN + H] <sup>+</sup>
37		( <i>E</i> )-3-Cyclopentyl-2-(6-ethanesulfonylpyridin-3-yl)- <i>N</i> -thiazol-2-ylacrylamide	3.63	433.2 [ <i>M</i> + MeCN + H] <sup>+</sup>
38		( <i>E</i> )- <i>N</i> -(5-Chlorothiazol-2-yl)-3-cyclopentyl-2-(6-ethanesulfonylpyridin-3-yl)acrylamide	3.95	467.2 [ <i>M</i> + MeCN + H] <sup>+</sup>
39		( <i>E</i> )-3-Cyclopentyl-2-(5-methanesulfonylpyridin-2-yl)- <i>N</i> -thiazol-2-ylacrylamide	3.57	378.1 [ <i>M</i> + H] <sup>+</sup>

5

## EXAMPLE 40

(*E*)-*N*-(5-Bromothiazol-2-yl)-3-cyclopentyl-2-(6-methanesulfonylpyridin-3-yl)acrylamide



Condensation of (*E*)-3-cyclopentyl-2-(6-methylsulfonylpyridin-3-yl)acrylic acid (**Preparation 3**, 64mg, 0.24mmol) with 5-bromothiazol-2-ylamine (218mg, 1.22mmol), by the protocol described in **EXAMPLE 5**, yielded (*E*)-*N*-(5-bromothiazol-2-yl)-3-cyclopentyl-2-(6-methylsulfonylpyridin-3-yl)acrylamide: RT<sup>A</sup> = 4.28min; m/z (ES<sup>+</sup>) = 426.2 [*M* + H]<sup>+</sup>. This compound (61mg, 144μmol) was oxidised, employing the procedure described in **EXAMPLE 35**, to give the title compound: RT<sup>A</sup> = 3.91min; m/z (ES<sup>+</sup>) = 499.2 [*M* + MeCN + H]<sup>+</sup>.

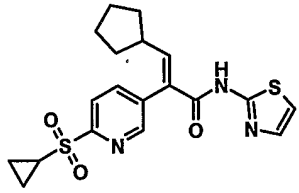
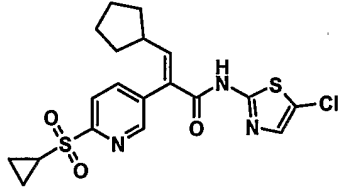
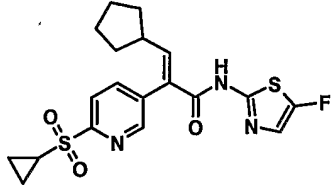
10

15

The protocols described in **EXAMPLES 12** and **35** were combined for the construction of the compounds listed in **TABLE 8**.

5

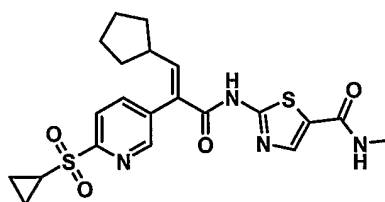
**TABLE 8**

Ex	Structure	Name	RT <sup>A</sup> (min)	m/z (ES <sup>+</sup> )
41		( <i>E</i> )-3-Cyclopentyl-2-(6-cyclopropanesulfonylpyridin-3-yl)- <i>N</i> -thiazol-2-ylacrylamide	3.49	404.3 [ <i>M</i> + H] <sup>+</sup>
42		( <i>E</i> )- <i>N</i> -(5-Chlorothiazol-2-yl)-3-cyclopentyl-2-(6-cyclopropanesulfonylpyridin-3-yl)acrylamide	3.95	438.3 [ <i>M</i> + H] <sup>+</sup>
43		( <i>E</i> )-3-Cyclopentyl-2-(6-cyclopropanesulfonylpyridin-3-yl)- <i>N</i> -(5-fluorothiazol-2-yl)acrylamide	3.73	422.2 [ <i>M</i> + H] <sup>+</sup>

**EXAMPLE 44**

(*E*)-2-[3-Cyclopentyl-2-(6-cyclopropanesulfonylpyridin-3-yl)acryloylamino]thiazole-5-carboxylic acid methylamide

10



(*E*)-3-Cyclopentyl-2-(6-cyclopropylsulfonylpyridin-3-yl)acrylic acid

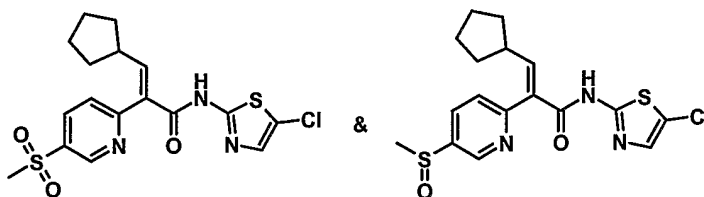
(**Preparation 15**, 250mg, 0.86mmol) was condensed with ethyl 2-aminothiazole-5-carboxylate (297mg, 1.73mmol), using the method described in **EXAMPLE 12**, to furnish ethyl 2-[3-cyclopentyl-2-(6-cyclopropylsulfonylpyridin-3-yl)acryloylamino]thiazole-5-carboxylate:  $m/z$  (ES<sup>+</sup>) = 444.3 [*M* + H]<sup>+</sup>. This ester was saponified, employing a procedure similar to that described in **Step 3** of

15

**Preparation 16**, to give 2-[3-cyclopentyl-2-(6-cyclopropylsulfanylpyridin-3-yl)acryloylamino]thiazole-5-carboxylic acid:  $m/z$  ( $ES^+$ ) = 416.1 [ $M + H$ ] $^+$ . Oxidation of this thioether, utilising an approach similar to that described in **EXAMPLE 35**, afforded 2-[3-cyclopentyl-2-(6-cyclopropanesulfonylpyridin-3-yl)acryloylamino]thiazole-5-carboxylic acid:  $m/z$  ( $ES^+$ ) = 448.2 [ $M + H$ ] $^+$ . This carboxylic acid (52mg, 116  $\mu$ mol) was condensed with MeNH<sub>2</sub>·HCl in the presence of NEt<sub>3</sub>, utilising the general procedure described in **EXAMPLE 12**, to give the title compound: RT<sup>A</sup> = 3.29min;  $m/z$  ( $ES^+$ ) = 461.3 [ $M + H$ ] $^+$ .

### EXAMPLES 45 AND 46

(*E*)-*N*-(5-Chlorothiazol-2-yl)-3-cyclopentyl-2-(5-methanesulfonylpyridin-2-yl)acrylamide and (*E*)-*N*-(5-Chlorothiazol-2-yl)-3-cyclopentyl-2-(5-methanesulfinylpyridin-2-yl)acrylamide



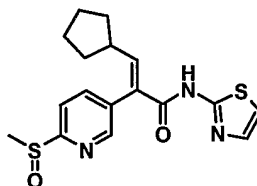
*m*CPBA (60% pure, 158mg, 548  $\mu$ mol) was added to a solution of (*E*)-*N*-(5-chlorothiazol-2-yl)-3-cyclopentyl-2-(5-methylsulfanylpyridin-2-yl)acrylamide (**EXAMPLE 13**, 200mg, 525  $\mu$ mol) in CH<sub>2</sub>Cl<sub>2</sub> (10mL). The mixture was stirred at 20°C for 16h, then more *m*CPBA (60% pure, 53mg, 184  $\mu$ mol) was added. After 30min, the reaction was quenched with saturated aqueous Na<sub>2</sub>CO<sub>3</sub>. The organic layer was washed with saturated aqueous NaHCO<sub>3</sub>, before being dried (MgSO<sub>4</sub>), filtered, concentrated, and purified by column chromatography. The title sulfone was obtained by eluting the column with 3:2 IH–EtOAc: RT<sup>A</sup> = 3.90min;  $m/z$  ( $ES^+$ ) = 412.0 [ $M + H$ ] $^+$ . The title sulfoxide was obtained when the column was eluted with 1:9 MeOH–EtOAc: Further purification was achieved by diffusing IH vapour into an EtOAc solution of this compound. RT<sup>A</sup> = 3.73min;  $m/z$  ( $ES^+$ ) = 396.0 [ $M + H$ ] $^+$ .

Protocols similar to that described for **EXAMPLE 5** were combined with the one used to prepare **EXAMPLES 45** and **46** for the synthesis of the compounds listed in **TABLE 9**.

TABLE 9

Ex	Structure	Name	RT <sup>A</sup> (min)	m/z (ES <sup>+</sup> )
47		(E)-2-[5-Chloro-6-(propylsulfonyl)pyridin-3-yl]-3-cyclopentyl-N-thiazol-2-ylacrylamide	3.93	481.2 [M + MeCN + H] <sup>+</sup>
48		(E)-2-[5-Chloro-6-(propylsulfonyl)pyridin-3-yl]-3-cyclopentyl-N-thiazol-2-ylacrylamide	3.73	424.1 [M + H] <sup>+</sup>
49		(E)-2-(5-Chloro-6-methanesulfonylpyridin-3-yl)-3-cyclopentyl-N-thiazol-2-ylacrylamide	3.65	453.1 [M + MeCN + H] <sup>+</sup>
50		(E)-2-(5-Chloro-6-methanesulfonylpyridin-3-yl)-3-cyclopentyl-N-thiazol-2-ylacrylamide	3.38	396.1 [M + H] <sup>+</sup>
51		(E)-2-(5-Chloro-6-methanesulfonylpyridin-3-yl)-N-(5-chlorothiazol-2-yl)-3-cyclopentylacrylamide	3.93	487.1 [M + MeCN + H] <sup>+</sup>
52		(E)-2-(5-Chloro-6-methanesulfonylpyridin-3-yl)-N-(5-chlorothiazol-2-yl)-3-cyclopentylacrylamide	3.73	430.1 [M + H] <sup>+</sup>
53		(E)-3-Cyclopentyl-N-(5-fluorothiazol-2-yl)-2-(6-methanesulfonylpyridin-3-yl)acrylamide	3.65	396.2 [M + H] <sup>+</sup>
54		(E)-3-Cyclopentyl-N-(5-fluorothiazol-2-yl)-2-(6-methanesulfonylpyridin-3-yl)acrylamide	3.44	380.2 [M + H] <sup>+</sup>

## EXAMPLE 55

*(E)*-3-Cyclopentyl-2-(6-methanesulfinylpyridin-3-yl)-*N*-thiazol-2-ylacrylamide

5 A solution of *m*CPBA (85% pure, 64mg, 318 $\mu$ mol) in CH<sub>2</sub>Cl<sub>2</sub> (1mL) was added over 5min to a stirred solution of (*E*)-3-cyclopentyl-2-(6-methylsulfanylpyridin-3-yl)-*N*-thiazol-2-ylacrylamide (**EXAMPLE 5**, 110mg, 318 $\mu$ mol) in CH<sub>2</sub>Cl<sub>2</sub> (5mL) at 0°C. After 4.5h at 0°C, the reaction mixture was diluted with EtOAc (40mL). The resulting solution was washed with H<sub>2</sub>O-saturated aqueous NaHCO<sub>3</sub> (1:1, 2  $\times$  20mL) and brine (20mL), before being dried (MgSO<sub>4</sub>).

10 Filtration, solvent evaporation, and column chromatography (EtOAc then THF) provided the title compound: RT<sup>A</sup> = 3.32min; *m/z* (ES<sup>+</sup>) = 362.1 [*M* + H]<sup>+</sup>.

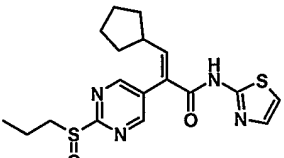
**TABLE 10** lists the compounds which were made utilising the protocol described in **EXAMPLE 55**.

15

**TABLE 10**

Ex	Structure	Name	RT <sup>A</sup> (min)	<i>m/z</i> (ES <sup>+</sup> )
56		( <i>E</i> )-3-Cyclopentyl-2-(6-ethanesulfinylpyridin-3-yl)- <i>N</i> -thiazol-2-ylacrylamide	3.52	376.1 [ <i>M</i> + H] <sup>+</sup>
57		( <i>E</i> )- <i>N</i> -(5-Chlorothiazol-2-yl)-3-cyclopentyl-2-(6-ethanesulfinylpyridin-3-yl)acrylamide	3.83	410.1 [ <i>M</i> + H] <sup>+</sup>
58		( <i>E</i> )-3-Cyclopentyl-2-(5-methanesulfinylpyridin-2-yl)- <i>N</i> -thiazol-2-ylacrylamide	3.30	362.1 [ <i>M</i> + H] <sup>+</sup>

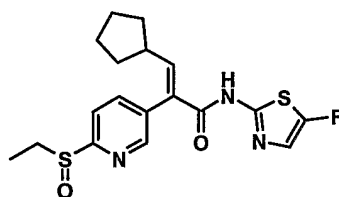


59		<i>(E)</i> -3-Cyclopentyl-2-[2-(propane-1-sulfinyl)pyrimidin-5-yl]- <i>N</i> -thiazol-2-ylacrylamide	3.40	391.2 [ $M + H$ ] <sup>+</sup>
----	-----------------------------------------------------------------------------------	------------------------------------------------------------------------------------------------------	------	--------------------------------

**EXAMPLE 60**

*(E)*-3-Cyclopentyl-2-(6-ethanesulfinylpyridin-3-yl)-*N*-(5-fluorothiazol-2-yl)acrylamide

5



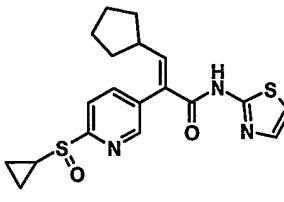
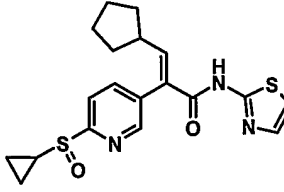
Condensation of *(E)*-3-cyclopentyl-2-(6-ethanesulfinylpyridin-3-yl)acrylic acid (**Preparation 4**, 215mg, 0.78mmol) with 5-fluorothiazol-2-ylamine hydrochloride (**Preparation 21**, 240mg, 1.55mmol), by the protocol described in **EXAMPLE 5**, yielded *(E)*-3-cyclopentyl-2-(6-ethanesulfinylpyridin-3-yl)-*N*-(5-fluorothiazol-2-yl)acrylamide:  $m/z$  ( $ES^+$ ) = 378.2 [ $M + H$ ]<sup>+</sup>. Oxidation of this thioether (22mg, 60 $\mu$ mol), by the protocol described in **EXAMPLE 55**, gave the title compound:  $RT^A$  = 3.50min;  $m/z$  ( $ES^+$ ) = 394.2 [ $M + H$ ]<sup>+</sup>.

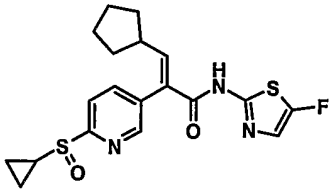
10

15

Protocols similar to those described in **EXAMPLE 60** were employed for the synthesis of the compounds listed in **TABLE 11**.

**TABLE 11**

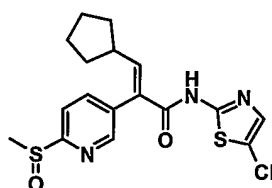
Ex	Structure	Name	$RT^A$ (min)	$m/z$ ( $ES^+$ )
61		<i>(E)</i> -3-Cyclopentyl-2-(6-cyclopropanesulfinylpyridin-3-yl)- <i>N</i> -thiazol-2-ylacrylamide	3.26	388.2 [ $M + H$ ] <sup>+</sup>
62		<i>(E)</i> - <i>N</i> -(5-Chlorothiazol-2-yl)-3-cyclopentyl-2-(6-cyclopropanesulfinylpyridin-3-yl)acrylamide	3.76	422.2 [ $M + H$ ] <sup>+</sup>

63		(E)-3-Cyclopentyl-2-(6-cyclopropanesulfinylpyridin-3-yl)-N-(5-fluorothiazol-2-yl)acrylamide	3.56	423.2 [M + NH <sub>4</sub> ] <sup>+</sup>
----	-----------------------------------------------------------------------------------	---------------------------------------------------------------------------------------------	------	-------------------------------------------

**EXAMPLE 64**

(E)-3-Cyclopentyl-2-(6-methanesulfinylpyridin-3-yl)-N-(5-chlorothiazol-2-yl)acrylamide

5



A solution of oxone<sup>®</sup> (190mg, 0.98mmol) in H<sub>2</sub>O (2mL) was added to a stirred solution of (E)-3-cyclopentyl-2-(6-methanesulfinylpyridin-3-yl)-N-(5-chlorothiazol-2-yl)acrylamide (**EXAMPLE 6**, 120mg, 0.32mmol) in THF-MeOH (1:1, 6mL) at 0°C. After 15min, saturated aqueous NaHCO<sub>3</sub> (5mL) and 10% aqueous Na<sub>2</sub>S<sub>2</sub>O<sub>3</sub> (5mL) were added, then the mixture was extracted with EtOAc (2 × 10mL). The combined organic layers were washed with H<sub>2</sub>O (10mL) and brine (10mL), dried (Na<sub>2</sub>SO<sub>4</sub>), filtered, and concentrated *in vacuo*. Chromatographic purification (EtOAc-*n*-C<sub>6</sub>H<sub>14</sub>, 2:1) of the residue gave the title compound: δ<sub>H</sub> (CDCl<sub>3</sub>): 1.40–1.62 (m, 4H), 1.70–1.82 (m, 4H), 2.27–2.42 (m, 1H), 2.96 (s, 3H), 7.19 (d, 1H), 7.24 (s, 1H), 7.86 (dd, 1H), 8.14 (d, 1H), 8.52 (dd, 1H), 8.72 (br s, 1H); *m/z* (APCI<sup>+</sup>) = 396, 398 [M + H]<sup>+</sup>.

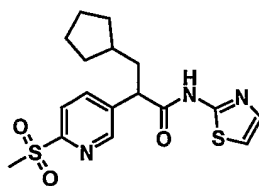
10

15

**EXAMPLE 65**

3-Cyclopentyl-2-(6-methanesulfonylpyridin-3-yl)-N-thiazol-2-ylpropionamide

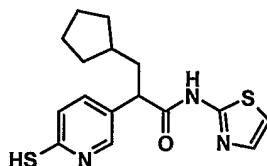
20



A mixture of (E)-3-cyclopentyl-2-(6-methanesulfonylpyridin-3-yl)-N-thiazol-2-ylacrylamide (**EXAMPLE 35**, 500mg, 1.3mmol), ammonium formate (500mg,

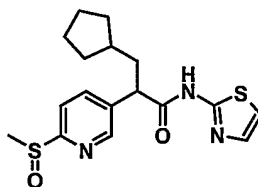
7.9mmol), and 10% palladium on charcoal (50% H<sub>2</sub>O, 500mg) in MeOH (20mL) was stirred at 80°C for 20h. The solvent was removed *in vacuo*, then the residue was diluted with EtOAc and filtered through Celite. The filtrate was concentrated and once again diluted with EtOAc, filtered through Celite and concentrated. Purification of the crude product by column chromatography (EtOAc-*n*-C<sub>6</sub>H<sub>14</sub>, 3:7 to 1:1) afforded the title compound:  $\delta_{\text{H}}$  (CDCl<sub>3</sub>): 1.05–1.22 (m, 2H), 1.40–1.85 (m, 7H), 1.95 (dt, 1H), 2.29 (dt, 1H), 3.21 (s, 3H), 3.82 (t, 1H), 7.09 (d, 1H), 7.53 (d, 1H), 8.06 (d, 2H), 8.58 (t, 1H);  $m/z$  (APCI<sup>+</sup>) = 380 [ $M + H$ ]<sup>+</sup>.

10

**EXAMPLE 66**3-Cyclopentyl-2-(6-mercaptopyridin-3-yl)-*N*-thiazol-2-ylpropionamide

A solution of 3-cyclopentyl-2-(6-fluoropyridin-3-yl)-*N*-thiazol-2-ylpropionamide (**EXAMPLE 14**, 350mg, 1.1mmol) and NaSMe (1.53g, 22.0mmol) in anhydrous, degassed DMSO (4mL) was stirred at 160°C (bath) for 1h. On cooling, the mixture was partitioned between EtOAc (50mL) and 1M HCl (50mL). The organic layer was washed with H<sub>2</sub>O (20mL) and brine (50mL). The solvent was evaporated and the residue recrystallised (EtOAc-1H) to give the title compound: RT<sup>A</sup> = 3.24min;  $m/z$  (ES<sup>+</sup>) = 334.2 [ $M + H$ ]<sup>+</sup>.

20

**EXAMPLE 67**3-Cyclopentyl-2-(6-methanesulfinylpyridin-3-yl)-*N*-thiazol-2-ylpropionamide

**Step 1:** MeI (44 $\mu$ L of a 2.3M solution in anhydrous DMF, 102 $\mu$ mol) and K<sub>2</sub>CO<sub>3</sub> (14mg, 102 $\mu$ mol) were added to a stirred solution of 3-cyclopentyl-2-(6-mercaptopyridin-3-yl)-*N*-thiazol-2-ylpropionamide (**EXAMPLE 66**, 34mg, 102 $\mu$ mol) in anhydrous DMF (1mL). After 16h, the solvents were evaporated off under reduced pressure, then the residue was partitioned between EtOAc (12mL) and H<sub>2</sub>O (5mL).

25

The organic layer was washed with H<sub>2</sub>O (5mL) and brine (5mL), before being dried (MgSO<sub>4</sub>). The solution was filtered, passed through a short SiO<sub>2</sub> plug, and evaporated to give 3-cyclopentyl-2-(6-methylsulfonylpyridin-3-yl)-*N*-thiazol-2-ylpropionamide:  $m/z$  (ES<sup>+</sup>) = 348.2 [M + H]<sup>+</sup>. **Step 2:** Oxidation of this thioether (52mg, 150 μmol), by the protocol described in **EXAMPLE 55**, gave the title compound: RT<sup>A</sup> = 3.17min;  $m/z$  (ES<sup>+</sup>) = 364.2 [M + H]<sup>+</sup>.

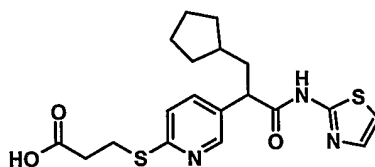
The compounds listed in **TABLE 12** were prepared employing the protocols described in **EXAMPLE 67**.

**TABLE 12**

Ex	Structure	Name	RT <sup>A</sup> (min)	$m/z$ (ES <sup>+</sup> )
68		3-Cyclopentyl-2-(6-methoxymethanesulfonylpyridin-3-yl)- <i>N</i> -thiazol-2-ylpropionamide	3.29	394.2 [M + H] <sup>+</sup>
69		3-Cyclopentyl-2-[6-(propane-2-sulfonyl)pyridin-3-yl]- <i>N</i> -thiazol-2-ylpropionamide	3.47	392.2 [M + H] <sup>+</sup>

**EXAMPLE 70**

3-{5-[2-Cyclopentyl-1-(thiazol-2-ylcarbamoyl)ethyl]pyridin-2-ylsulfanyl}propionic acid

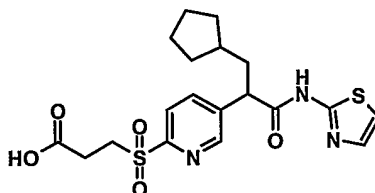


3-Cyclopentyl-2-(6-mercaptopyridin-3-yl)-*N*-thiazol-2-ylpropionamide

(**EXAMPLE 66**, 100mg, 300 μmol) was reacted with 3-iodopropionic acid (60mg, 300 μmol), employing the procedure described in **Step 1** of **EXAMPLE 67**, to furnish the title compound: RT<sup>A</sup> = 3.61min;  $m/z$  (ES<sup>+</sup>) = 406.4 [M + H]<sup>+</sup>.

**EXAMPLE 71**

3-{5-[2-Cyclopentyl-1-(thiazol-2-ylcarbamoyl)ethyl]pyridine-2-sulfonyl}propionic acid



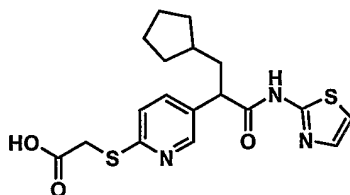
5

3-{5-[2-Cyclopentyl-1-(thiazol-2-ylcarbamoyl)ethyl]pyridin-2-ylsulfanyl}propionic acid (**EXAMPLE 70**, 49mg, 121  $\mu$ mol) was oxidised, employing the protocol described in **EXAMPLE 35**, to afford the title compound:  $RT^A = 3.37$ min;  $m/z (ES^+) = 438.2 [M + H]^+$ .

10

**EXAMPLE 72**

{5-[2-Cyclopentyl-1-(thiazol-2-ylcarbamoyl)ethyl]pyridin-2-ylsulfanyl}acetic acid



3-Cyclopentyl-2-(6-mercaptopyridin-3-yl)-*N*-thiazol-2-ylpropionamide

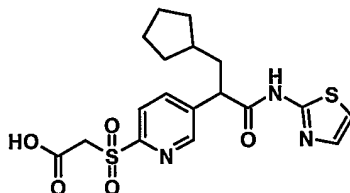
15

(**EXAMPLE 66**, 50mg, 150  $\mu$ mol) was added to a stirred suspension of NaH (12mg of a 60% dispersion in mineral oil, 300  $\mu$ mol) in anhydrous DMF (0.8mL). After 5min, a solution of chloroacetic acid (14mg, 150  $\mu$ mol) in anhydrous DMF (0.4mL) was added. The reaction was stirred for 15min, then more NaH (10mg of a 60% dispersion in mineral oil, 250  $\mu$ mol) and chloroacetic acid (14mg, 150  $\mu$ mol) were added. After 15min, the reaction mixture was partitioned between EtOAc (10mL) and saturated aqueous  $Na_2CO_3-H_2O$  (1:1, 15mL). The aqueous phase was acidified to pH 2.5 with 2M HCl, then the resulting precipitate was extracted into EtOAc (15mL). The EtOAc solution was washed with brine (5mL), dried ( $MgSO_4$ ), filtered, concentrated, and recrystallised ( $CH_2Cl_2-HH$ ) to give the title compound:  $RT^A = 3.52$ min;  $m/z (ES^+) = 392.2 [M + H]^+$ .

25

**EXAMPLE 73**

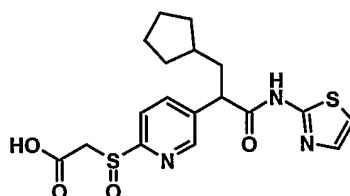
{5-[2-Cyclopentyl-1-(thiazol-2-ylcarbamoyl)ethyl]pyridine-2-sulfonyl}acetic acid



5           **Step 1:** 3-Cyclopentyl-2-(6-mercaptopyridin-3-yl)-*N*-thiazol-2-ylpropionamide (**EXAMPLE 66**, 94mg, 283  $\mu$ mol) was alkylated with *tert*-butyl bromoacetate (55mg, 283  $\mu$ mol), using the procedure described in **EXAMPLE 72**, to give *tert*-butyl {5-[2-cyclopentyl-1-(thiazol-2-ylcarbamoyl)ethyl]pyridin-2-ylsulfanyl}acetate:  $m/z$  ( $ES^+$ ) = 448.3 [ $M + H$ ]<sup>+</sup>. **Step 2:** Oxidation of this thioether, 10 employing the protocol described in **EXAMPLE 35**, provided *tert*-butyl {5-[2-cyclopentyl-1-(thiazol-2-ylcarbamoyl)-ethyl]pyridine-2-sulfonyl}acetate:  $\delta_H$  ( $CDCl_3$ ): 1.05–1.20 (m, 2H), 1.25 (s, 9H), 1.45–1.85 (m, 7H), 1.90–2.00 (m, 1H), 2.30–2.40 (m, 1H), 3.90–4.00 (m, 1H), 4.30–4.45 (m, 2H), 7.10 (d, 1H), 7.55 (d, 1H), 8.05 (d, 1H), 8.10 (dd, 1H), 8.70 (d, 1H). **Step 3:** A solution of this compound (48mg, 15 100  $\mu$ mol) in  $CH_2Cl_2$ -TFA (1:3, 4mL) was stirred at 20°C for 2h. The solvents were evaporated, then the remainder was treated with saturated aqueous  $NaHCO_3$  (5mL). The resulting solution was acidified with 2M HCl to pH 2, then the mixture was extracted with EtOAc (10mL + 5mL). The organic layer was concentrated and chromatographed ( $MeOH-CH_2Cl_2-AcOH$ , 2:18:1) to furnish the title compound:  $RT^A$  20 = 3.37min;  $m/z$  ( $ES^+$ ) = 424.1 [ $M + H$ ]<sup>+</sup>.

**EXAMPLE 74**

{5-[2-Cyclopentyl-1-(thiazol-2-ylcarbamoyl)ethyl]pyridine-2-sulfinyl}acetic acid

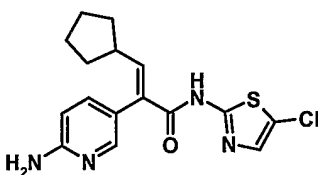


25           Oxidation of *tert*-butyl {5-[2-cyclopentyl-1-(thiazol-2-ylcarbamoyl)ethyl]pyridin-2-ylsulfanyl}acetate (see **EXAMPLE 73**, 61mg, 136  $\mu$ mol), by the method described in **EXAMPLE 55**, gave *tert*-butyl {5-[2-

cyclopentyl-1-(thiazol-2-ylcarbamoyl)ethyl]pyridine-2-sulfinyl} acetate:  $\delta_{\text{H}}$  ( $\text{CDCl}_3$ ): 1.10–1.25 (m, 2H), 1.35 (s, 4.5H), 1.40 (s, 4.5H), 1.45–1.85 (m, 7H), 1.90–2.00 (m, 1H), 2.30–2.40 (m, 1H), 3.70–3.80 (m, 1H), 3.90–3.95 (m, 1H), 4.00–4.05 (m, 1H), 7.05 (d, 1H), 7.50 (d, 1H), 8.00–8.15 (m, 2H), 8.60 (m, 1H). Removal of the *tert*-butyl group, employing the conditions described in **Step 3** of **EXAMPLE 73**, afforded the title compound:  $\text{RT}^{\text{A}} = 3.15\text{min}$ ;  $m/z$  ( $\text{ES}^+$ ) = 408.1 [ $M + \text{H}$ ] $^+$ .

**EXAMPLE 75**

(*E*)-2-(6-Aminopyridin-3-yl)-*N*-(5-chlorothiazol-2-yl)-3-cyclopentylacrylamide

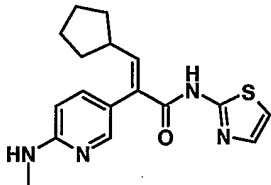


A stirred solution of (*E*)-*tert*-butyl {5-[1-(5-chlorothiazol-2-ylcarbamoyl)-2-cyclopentylvinyl]pyridin-2-yl} carbamate (**Preparation 18**, 212mg, 473 $\mu\text{mol}$ ) in  $\text{CH}_2\text{Cl}_2$  (5mL) was treated with TFA (5mL, 65.1mmol). After 2h, the mixture was evaporated to dryness, then EtOAc (60mL) was added. The EtOAc solution was washed with  $\text{H}_2\text{O}$ -saturated aqueous  $\text{NaHCO}_3$  (1:1, 20mL) and brine (20mL), before being dried ( $\text{MgSO}_4$ ). Filtration and solvent evaporation gave a residue that was dissolved in a minimal amount of  $\text{Et}_2\text{O}$ .  $\text{IH}$  was added to the  $\text{Et}_2\text{O}$  solution to precipitate a solid, which was collected and dried to furnish the title compound:  $\text{RT}^{\text{A}} = 3.07\text{min}$ ;  $m/z$  ( $\text{ES}^+$ ) = 349.2 [ $M + \text{H}$ ] $^+$ .

The procedure described for **EXAMPLE 75** was used to synthesise the compounds listed in **TABLE 13**.

**TABLE 13**

Ex	Structure	Name	RT (min)	$m/z$ ( $\text{ES}^+$ )
76		( <i>E</i> )-2-(6-Aminopyridin-3-yl)-3-cyclopentyl- <i>N</i> -thiazol-2-ylacrylamide	2.85 <sup>[A]</sup>	315.1 [ $M + \text{H}$ ] $^+$

Ex	Structure	Name	RT (min)	$m/z$ ( $ES^+$ )
77		( <i>E</i> )-3-Cyclopentyl-2-(6-methylaminopyridin-3-yl)- <i>N</i> -thiazol-2-ylacrylamide	1.04 <sup>[B]</sup>	329.1 [ $M + H$ ] <sup>+</sup>

[A] RT measured with Method A. [B] RT measured with Method B.

### EXAMPLE 78

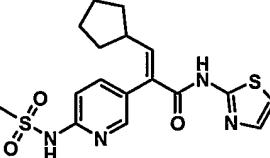
(*E*)-*N*-(5-Chlorothiazol-2-yl)-3-cyclopentyl-2-(6-methanesulfonylaminopyridin-3-yl)acrylamide



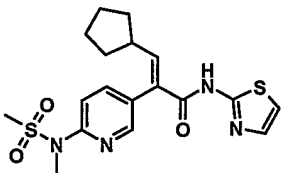
A solution of (*E*)-2-(6-aminopyridin-3-yl)-*N*-(5-chlorothiazol-2-yl)-3-cyclopentylacrylamide (**EXAMPLE 75**, 50mg, 143 $\mu$ mol) in anhydrous  $CH_2Cl_2$  (3mL) was treated with pyridine (570 $\mu$ L, 7.1mmol) and MsCl (170 $\mu$ L, 2.2mmol). After stirring for 3d at 20°C, the reaction mixture was diluted with  $Et_2O$  (40mL), before being extracted with 1M NaOH-saturated aqueous  $NaHCO_3$  (1:1, 2  $\times$  15mL). The combined aqueous extracts were neutralised with 2M HCl, before being extracted with EtOAc (2  $\times$  50mL). The combined organic extracts were washed with brine (20mL), before being dried ( $MgSO_4$ ). Filtration, solvent evaporation, and column chromatography (1:1 IH-EtOAc) furnished the title compound:  $RT^A = 3.73$ min;  $m/z$  ( $ES^+$ ) = 427.2 [ $M + H$ ]<sup>+</sup>.

The sulfonamides listed in **TABLE 14** were prepared from the appropriate aminopyridine using the protocol described in **EXAMPLE 78**.

**TABLE 14**

Ex	Structure	Name	$RT^A$ (min)	$m/z$ ( $ES^+$ )
79		( <i>E</i> )-3-Cyclopentyl-2-(6-methanesulfonylaminopyridin-3-yl)- <i>N</i> -thiazol-2-ylacrylamide	3.45	393.2 [ $M + H$ ] <sup>+</sup>



Ex	Structure	Name	RT <sup>A</sup> (min)	m/z (ES <sup>+</sup> )
80		( <i>E</i> )-3-Cyclopentyl-2-[6-(methanesulfonylmethylamino)pyridin-3-yl]- <i>N</i> -thiazol-2-ylacrylamide	3.67	407.1 [ <i>M</i> + H] <sup>+</sup>

### In vitro GK activity

Using a protocol similar to that described in WO 00/58293, GK activity was assayed by coupling the production of G6P by GST-GK to the generation of NADPH with G6PDH as the coupling enzyme.

The GK assay was performed at 30°C in a flat bottom 96-well assay plate from Costar with a final incubation volume of 100 μL. The assay buffer contained: 25mM Hepes buffer (pH 7.4), 12.5mM KCl, 5mM D-Glc, 5mM ATP, 6.25mM NADP, 25mM MgCl<sub>2</sub>, 1mM dithiothreitol, test compound or 5% DMSO, 3.0unit/mL G6PDH, and 0.4 μL/mL GST-GK, derived from human liver GK. ATP, G6PDH, and NADP were purchased from Roche Diagnostics. The other reagents were >98% pure and were purchased from Kanto Chemicals. The test compounds were dissolved in DMSO, before being added to the assay buffer without ATP. This mix was preincubated in the temperature controlled chamber of a SPECTRAMax 250 microplate spectrophotometer (Molecular Devices Corporation, Sunnyvale, CA) for 10min, then the reaction was started by the addition of 10 μL ATP solution.

After starting the reaction, the increase in optical density (OD) at 340nm was monitored over a 10min incubation period as a measure of GK activity. Sufficient GST-GK was added to produce an increase in OD<sub>340</sub> over the 10min incubation period in wells containing 5% DMSO, but no test compound. Preliminary experiments established that the GK reaction was linear over this period of time, even in the presence of activators that produced an 8-fold increase in GK activity. The GK activity in control wells was compared with the activity in wells containing test GK activators. The compound concentrations that produced a 50% increase in GK activity (i.e. FA1.5) were calculated. GK activators achieved FA1.5 at ≤ 30 μM.

The above **EXAMPLES 1–80** produced EC<sub>50</sub>s ranging from 0.1 to 23.0 μM with max FAs from 1.7 to 6.7.

**In vivo GK activity**

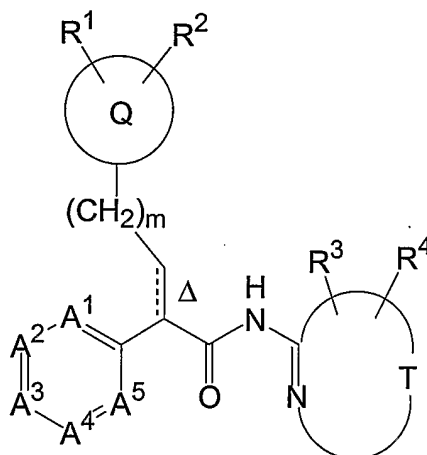
Following an 18h fasting period, C57BL/6J mice were dosed orally via gavage with GK activator at 50mg/kg body weight. Blood Glc determinations were made 5 times during the 6h post-dose study period.

5 Mice (n = 5) were weighed and fasted for 18h before oral treatment. GK activators were dissolved in the Gelucire vehicle described in WO 00/58293 (EtOH:Gelucire44/14:PEG400q.s. 4:66:30 v/v/v) at a concentration of 13.3mg/mL. Mice were dosed orally with 7.5mL formulation per kg of body weight to equal a 50mg/kg dose. Immediately prior to dosing, a pre-dose (time zero) blood Glc reading  
10 was acquired by snipping off a small portion of the animals' tails (<1 mm) and collecting 15 $\mu$ L blood for analysis. After GK activator treatment, further blood Glc readings were taken at 1, 2, 4, and 6h post-dose from the same tail wound. Results were interpreted by comparing the mean blood Glc values of 5 vehicle treated mice with the 5 GK activator treated mice over the 6h study duration. Compounds were  
15 considered active when they exhibited a statistically significant decrease in blood Glc compared to vehicle for 2 consecutive assay time points.

Several of the GK activators exemplified above showed strong GK activator effects in vivo when administered orally following the abovementioned protocol.

## WHAT IS CLAIMED IS:

1. A compound of Formula (I):



5

(I)

or a pharmaceutically acceptable salt or *N*-oxide thereof, wherein:

one of A<sup>1</sup>, A<sup>2</sup>, A<sup>3</sup>, A<sup>4</sup> and A<sup>5</sup> is N, another of them is C-R<sup>5</sup>, another of them is C-R<sup>6</sup>, and the other two are independently either N or CH;

10

Q is a C<sub>3-8</sub>cycloalkyl, a 5- or 6-membered heteroaryl, or a 4-8-membered heterocyclic ring;

T together with the -N=C- to which it is attached forms a heteroaryl ring, or a heterocyclic ring where the N=C bond is the only site of unsaturation;

15

R<sup>1</sup> and R<sup>2</sup> each independently are hydrogen, halogen, hydroxy, cyano, nitro, vinyl, ethynyl, methoxy, OCF<sub>n</sub>H<sub>3-n</sub>, -N(C<sub>0-4</sub>alkyl)(C<sub>0-4</sub>alkyl), CHO, or C<sub>1-2</sub>alkyl optionally substituted with 1-5 independent halogen, hydroxy, cyano, methoxy, -N(C<sub>0-2</sub>alkyl)(C<sub>0-2</sub>alkyl), SOCH<sub>3</sub>, or SO<sub>2</sub>CH<sub>3</sub> substituents; or R<sup>1</sup> and R<sup>2</sup> together form a carbocyclic or heterocyclic ring; or R<sup>1</sup> and R<sup>2</sup> may be taken together to represent an oxygen atom attached to the ring via a double bond;

20

R<sup>3</sup> and R<sup>4</sup> each independently are hydrogen, halogen, OCF<sub>n</sub>H<sub>3-n</sub>, methoxy, CO<sub>2</sub>R<sup>77</sup>, cyano, nitro, CHO, CONR<sup>99</sup>R<sup>100</sup>, CON(OCH<sub>3</sub>)CH<sub>3</sub>, or C<sub>1-2</sub>alkyl, heteroaryl, or C<sub>3-7</sub>cycloalkyl optionally substituted with 1-5 independent halogen, hydroxy, cyano, methoxy, -NHCO<sub>2</sub>CH<sub>3</sub>, or -N(C<sub>0-2</sub>alkyl)(C<sub>0-2</sub>alkyl) substituents; or R<sup>3</sup> and R<sup>4</sup> together form a 5-8-membered aromatic, heteroaromatic, carbocyclic, or heterocyclic ring;

25

R<sup>5</sup> and R<sup>6</sup> each independently are hydrogen, hydroxy, halogen, cyano, nitro, CO<sub>2</sub>R<sup>7</sup>, CHO, COR<sup>8</sup>, C(OH)R<sup>7</sup>R<sup>8</sup>, C(=NOR<sup>7</sup>)R<sup>8</sup>, CONR<sup>9</sup>R<sup>10</sup>, SR<sup>7</sup>, SOR<sup>8</sup>, SO<sub>2</sub>R<sup>8</sup>,

SO<sub>2</sub>NR<sup>9</sup>R<sup>10</sup>, CH<sub>2</sub>NR<sup>9</sup>R<sup>10</sup>, NR<sup>9</sup>R<sup>10</sup>, N(C<sub>0-4</sub>alkyl)SO<sub>2</sub>R<sup>8</sup>, NHCOR<sup>7</sup>, or C<sub>1-4</sub>alkyl group, C<sub>2-4</sub>alkenyl group, C<sub>2-4</sub>alkynyl group, C<sub>1-4</sub>alkoxy group, aryl group, or heteroaryl group, wherein any group optionally is substituted with 1-6 independent halogen, cyano, nitro, hydroxy, C<sub>1-2</sub>alkoxy, -N(C<sub>0-2</sub>alkyl)(C<sub>0-2</sub>alkyl), C<sub>1-2</sub>alkyl, CF<sub>n</sub>H<sub>3-n</sub>, aryl, heteroaryl, -COC<sub>1-2</sub>alkyl, -CON(C<sub>0-2</sub>alkyl)(C<sub>0-2</sub>alkyl), SCH<sub>3</sub>, SOCH<sub>3</sub>, SO<sub>2</sub>CH<sub>3</sub>, or -SO<sub>2</sub>N(C<sub>0-2</sub>alkyl)(C<sub>0-2</sub>alkyl) substituents; or R<sup>5</sup> and R<sup>6</sup> together form a 5-8-membered carbocyclic or heterocyclic ring;

R<sup>7</sup> and R<sup>77</sup> each independently are hydrogen, or C<sub>1-4</sub>alkyl group, C<sub>2-4</sub>alkenyl group, C<sub>2-4</sub>alkynyl group, C<sub>3-7</sub>cycloalkyl group, aryl group, heteroaryl group, or 4-7-membered heterocyclic group, wherein any group optionally is substituted with 1-6 independent halogen, cyano, nitro, hydroxy, C<sub>1-2</sub>alkoxy, -N(C<sub>0-2</sub>alkyl)(C<sub>0-2</sub>alkyl), C<sub>1-2</sub>alkyl, C<sub>3-7</sub>cycloalkyl, 4-7-membered heterocyclic ring, CF<sub>n</sub>H<sub>3-n</sub>, aryl, heteroaryl, CO<sub>2</sub>H, -COC<sub>1-2</sub>alkyl, -CON(C<sub>0-2</sub>alkyl)(C<sub>0-2</sub>alkyl), SOCH<sub>3</sub>, SO<sub>2</sub>CH<sub>3</sub>, or -SO<sub>2</sub>N(C<sub>0-2</sub>alkyl)(C<sub>0-2</sub>alkyl) substituents;

R<sup>8</sup> is C<sub>1-4</sub>alkyl group, C<sub>2-4</sub>alkenyl group, C<sub>2-4</sub>alkynyl group, C<sub>3-7</sub>cycloalkyl group, aryl group, heteroaryl group, or 4-7-membered heterocyclic group, wherein any group optionally is substituted with 1-6 independent halogen, cyano, nitro, hydroxy, C<sub>1-2</sub>alkoxy, -N(C<sub>0-2</sub>alkyl)(C<sub>0-2</sub>alkyl), C<sub>1-2</sub>alkyl, C<sub>3-7</sub>cycloalkyl, 4-7-membered heterocyclic ring, CF<sub>n</sub>H<sub>3-n</sub>, aryl, heteroaryl, CO<sub>2</sub>H, -COC<sub>1-2</sub>alkyl, -CON(C<sub>0-2</sub>alkyl)(C<sub>0-2</sub>alkyl), SOCH<sub>3</sub>, SO<sub>2</sub>CH<sub>3</sub>, or -SO<sub>2</sub>N(C<sub>0-2</sub>alkyl)(C<sub>0-2</sub>alkyl) substituents;

R<sup>9</sup>, R<sup>10</sup>, R<sup>99</sup>, and R<sup>100</sup> each independently are hydrogen, or C<sub>1-4</sub>alkyl group, C<sub>3-7</sub>cycloalkyl group, aryl group, heteroaryl group, or 4-7-membered heterocyclic group, wherein any group optionally is substituted with 1-6 independent halogen, cyano, nitro, hydroxy, C<sub>1-2</sub>alkoxy, -N(C<sub>0-2</sub>alkyl)(C<sub>0-2</sub>alkyl), C<sub>1-2</sub>alkyl, C<sub>3-7</sub>cycloalkyl, 4-7-membered heterocyclic ring, CF<sub>n</sub>H<sub>3-n</sub>, aryl, heteroaryl, -COC<sub>1-2</sub>alkyl, -CON(C<sub>0-2</sub>alkyl)(C<sub>0-2</sub>alkyl), SOCH<sub>3</sub>, SO<sub>2</sub>CH<sub>3</sub>, or -SO<sub>2</sub>N(C<sub>0-2</sub>alkyl)(C<sub>0-2</sub>alkyl) substituents; or R<sup>9</sup> and R<sup>10</sup> or R<sup>99</sup> and R<sup>100</sup> together form a 6-8-membered heterobicyclic ring system or a 4-8-membered heterocyclic ring which optionally is substituted with 1-2 independent C<sub>1-2</sub>alkyl, CH<sub>2</sub>OCH<sub>3</sub>, COC<sub>0-2</sub>alkyl, hydroxy, or SO<sub>2</sub>CH<sub>3</sub> substituents;

n is 1, 2 or 3;

m is 0 or 1;

the dotted line together with the solid line forms an optional double bond, and  $\Delta$  indicates that the double bond has the (*E*)-configuration; and

with the proviso that Formula (I) does not represent 3-cyclopentyl-2-pyridin-4-yl-*N*-thiazol-2-ylpropionamide.

5

2. A compound according to claim 1, or a pharmaceutically acceptable salt or *N*-oxide thereof, wherein

the dotted line together with the solid line forms a double bond;

$A^3$  is C-R<sup>5</sup>,  $A^4$  is C-R<sup>6</sup>, one of  $A^1$ ,  $A^2$  and  $A^5$  is N, and the other two are CH.

10

3. A compound according to claim 2, or a pharmaceutically acceptable salt or *N*-oxide thereof, wherein Q is a C<sub>3-8</sub>cycloalkyl ring.

4. A compound according to claim 2, or a pharmaceutically acceptable salt or *N*-oxide thereof, wherein Q is a 4–8-membered heterocyclic ring.

15

5. A compound according to claim 1, or a pharmaceutically acceptable salt or *N*-oxide thereof, wherein

the dotted line together with the solid line forms a double bond;

$A^3$  is C-R<sup>5</sup>,  $A^4$  is N, one of  $A^1$ ,  $A^2$  and  $A^5$  is N, and the other two are CH.

20

6. A compound according to claim 5, or a pharmaceutically acceptable salt or *N*-oxide thereof, wherein Q is a C<sub>3-8</sub>cycloalkyl ring.

25

7. A compound according to claim 1, or a pharmaceutically acceptable salt or *N*-oxide thereof, wherein

the dotted line together with the solid line forms a single bond;

$A^3$  is C-R<sup>5</sup>,  $A^4$  is C-R<sup>6</sup>, one of  $A^1$ ,  $A^2$  and  $A^5$  is N, and the other two are CH.

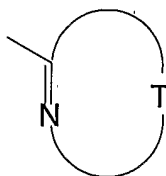
30

8. A compound according to claim 7, or a pharmaceutically acceptable salt or *N*-oxide thereof, wherein Q is a C<sub>3-8</sub>cycloalkyl ring.

9. A compound according to claim 1, or a pharmaceutically acceptable salt or *N*-oxide thereof, wherein Q is a C<sub>3-8</sub>cycloalkyl or a 4-8-membered heterocyclic ring.

5 10. A compound according to claim 1, or a pharmaceutically acceptable salt or *N*-oxide thereof, wherein Q is cyclopentyl, cyclohexyl, tetrahydropyranyl, tetrahydrothiopyranyl, 1-oxo-tetrahydrothiopyranyl or 1,1-dioxo-tetrahydrothiopyranyl.

10 11. A compound according to any of the preceding claims, or a pharmaceutically acceptable salt or *N*-oxide thereof, wherein the group of formula



is 2-pyridyl, 2-pyrazinyl, 2-pyrimidinyl, 4-pyrimidinyl, 3-(1*H*-pyrazolyl), 2-(1*H*-imidazolyl), 5-[1,2,4]thiadiazolyl, 2-[1,3,4]thiadiazolyl, 2-(4,5-dihydrothiazolyl), 3-isoxazolyl, 2-oxazolyl, or 2-thiazolyl.

15

12. A compound according to any of claims 1, 7, 8, 9, 10, or 11, or a pharmaceutically acceptable salt or *N*-oxide thereof, wherein the dotted line together with the solid line forms a single bond, and the absolute configuration at the asymmetric centre  $\alpha$  to the amide carbonyl carbon is (*R*).

20

13. A compound according to any one of the preceding claims wherein R<sup>3</sup> is hydrogen, halogen, C<sub>1-2</sub>alkyl, or trifluoromethyl; and R<sup>4</sup> is hydrogen or methyl.

14. A compound selected from:

25

2-(6-Chloropyridin-3-yl)-3-cyclopentyl-*N*-thiazol-2-ylpropionamide;

3-Cyclopentyl-2-(6-phenylpyridin-3-yl)-*N*-thiazol-2-ylpropionamide;

3-Cyclopentyl-*N*-thiazol-2-yl-2-(6-thiophen-3-ylpyridin-3-yl)propionamide;

3-Cyclopentyl-2-pyridin-3-yl-*N*-thiazol-2-ylpropionamide;

(*E*)-3-Cyclopentyl-2-(6-methylsulfanylpyridin-3-yl)-*N*-thiazol-2-ylacrylamide;

30

(*E*)-*N*-(5-Chlorothiazol-2-yl)-3-cyclopentyl-2-(6-methylsulfanylpyridin-3-yl)acrylamide;

(*E*)-3-Cyclopentyl-2-(6-ethylsulfanylpyridin-3-yl)-*N*-thiazol-2-ylacrylamide;

(*E*)-*N*-(5-Chlorothiazol-2-yl)-3-cyclopentyl-2-(6-ethylsulfanylpyridin-3-yl)acrylamide;

5 (*E*)-3-Cyclopentyl-2-[6-(5-methyltetrazol-1-yl)pyridin-3-yl]-*N*-thiazol-2-ylacrylamide;

(*E*)-3-Cyclopentyl-*N*-thiazol-2-yl-2-(6-[1,2,4]triazol-1-yl)pyridin-3-yl)acrylamide;

(*E*)-*N*-(5-Chlorothiazol-2-yl)-3-cyclopentyl-2-(6-[1,2,4]triazol-1-yl)pyridin-3-yl)acrylamide;

10 (*E*)-3-Cyclopentyl-2-(5-methylsulfanylpyridin-2-yl)-*N*-thiazol-2-ylacrylamide;

(*E*)-*N*-(5-Chlorothiazol-2-yl)-3-cyclopentyl-2-(5-methylsulfanylpyridin-2-yl)acrylamide;

3-Cyclopentyl-2-(6-fluoropyridin-3-yl)-*N*-thiazol-2-ylpropionamide;

15 (*E*)-3-Cyclopentyl-2-(2-propylsulfanylpyrimidin-5-yl)-*N*-thiazol-2-ylacrylamide;

(*E*)-3-(4-Tetrahydropyranyl)-2-(6-methanesulfanylpyridin-3-yl)-*N*-thiazol-2-ylacrylamide;

*N*-(5-Chloropyridin-2-yl)-3-cyclopentyl-2-(6-cyclopropanesulfonylpyridin-3-yl)propionamide;

20 3-Cyclopentyl-2-(6-cyclopropanesulfonylpyridin-3-yl)-*N*-[1,2,4]thiadiazol-5-ylpropionamide;

3-Cyclopentyl-2-(6-cyclopropanesulfonylpyridin-3-yl)-*N*-(5-furan-2-yl-[1,3,4]thiadiazol-2-yl)propionamide;

25 3-Cyclopentyl-2-(6-cyclopropanesulfonylpyridin-3-yl)-*N*-[1,3,4]thiadiazol-2-ylpropionamide;

3-Cyclopentyl-2-(6-cyclopropanesulfonylpyridin-3-yl)-*N*-pyrimidin-2-ylpropionamide;

3-Cyclopentyl-2-(6-cyclopropanesulfonylpyridin-3-yl)-*N*-(4-methyloxazol-2-yl)propionamide;

30 3-Cyclopentyl-2-(6-cyclopropanesulfonylpyridin-3-yl)-*N*-(4-methylpyridin-2-yl)propionamide;

3-Cyclopentyl-2-(6-cyclopropanesulfonylpyridin-3-yl)-*N*-(6-methylpyridin-2-yl)propionamide;

3-Cyclopentyl-2-(6-cyclopropanesulfonylpyridin-3-yl)-*N*-isoxazol-3-ylpropionamide;

3-Cyclopentyl-2-(6-cyclopropanesulfonylpyridin-3-yl)-*N*-(5-fluoropyridin-2-yl)propionamide;

5 3-Cyclopentyl-2-(6-cyclopropanesulfonylpyridin-3-yl)-*N*-(1-methyl-1*H*-pyrazol-3-yl)propionamide;

3-Cyclopentyl-2-(6-cyclopropanesulfonylpyridin-3-yl)-*N*-(5-methylpyridin-2-yl)propionamide;

10 3-Cyclopentyl-2-(6-cyclopropanesulfonylpyridin-3-yl)-*N*-pyridin-2-ylpropionamide;

*N*-Benzothiazol-2-yl-3-cyclopentyl-2-(6-cyclopropanesulfonylpyridin-3-yl)propionamide;

3-Cyclopentyl-2-(6-cyclopropanesulfonylpyridin-3-yl)-*N*-pyrazin-2-ylpropionamide;

15 *N*-(6-Chloropyrazin-2-yl)-3-cyclopentyl-2-(6-cyclopropanesulfonylpyridin-3-yl)propionamide;

3-Cyclopentyl-2-(6-cyclopropanesulfonylpyridin-3-yl)-*N*-pyrimidin-4-ylpropionamide;

20 3-Cyclopentyl-2-(6-cyclopropanesulfonylpyridin-3-yl)-*N*-(3-methyl-[1,2,4]thiadiazol-5-yl)propionamide;

(*E*)-3-Cyclopentyl-2-(6-methanesulfonylpyridin-3-yl)-*N*-thiazol-2-ylacrylamide;

(*E*)-*N*-(5-Chlorothiazol-2-yl)-3-cyclopentyl-2-(6-methanesulfonylpyridin-3-yl)acrylamide;

25 (*E*)-3-Cyclopentyl-2-(6-ethanesulfonylpyridin-3-yl)-*N*-thiazol-2-ylacrylamide;

(*E*)-*N*-(5-Chlorothiazol-2-yl)-3-cyclopentyl-2-(6-ethanesulfonylpyridin-3-yl)acrylamide;

(*E*)-3-Cyclopentyl-2-(5-methanesulfonylpyridin-2-yl)-*N*-thiazol-2-ylacrylamide;

30 (*E*)-*N*-(5-Bromothiazol-2-yl)-3-cyclopentyl-2-(6-methanesulfonylpyridin-3-yl)acrylamide;

(*E*)-3-Cyclopentyl-2-(6-cyclopropanesulfonylpyridin-3-yl)-*N*-thiazol-2-ylacrylamide;



(*E*)-*N*-(5-Chlorothiazol-2-yl)-3-cyclopentyl-2-(6-cyclopropanesulfonylpyridin-3-yl)acrylamide;

(*E*)-3-Cyclopentyl-2-(6-cyclopropanesulfonylpyridin-3-yl)-*N*-(5-fluorothiazol-2-yl)acrylamide;

5 (*E*)-2-[3-Cyclopentyl-2-(6-cyclopropanesulfonylpyridin-3-yl)acryloylamino]thiazole-5-carboxylic acid methylamide;

(*E*)-*N*-(5-Chlorothiazol-2-yl)-3-cyclopentyl-2-(5-methanesulfonylpyridin-2-yl)acrylamide;

10 (*E*)-*N*-(5-Chlorothiazol-2-yl)-3-cyclopentyl-2-(5-methanesulfinylpyridin-2-yl)acrylamide;

(*E*)-2-[5-Chloro-6-(propane-1-sulfonyl)pyridin-3-yl]-3-cyclopentyl-*N*-thiazol-2-ylacrylamide;

(*E*)-2-[5-Chloro-6-(propane-1-sulfinyl)pyridin-3-yl]-3-cyclopentyl-*N*-thiazol-2-ylacrylamide;

15 (*E*)-2-(5-Chloro-6-methanesulfonylpyridin-3-yl)-3-cyclopentyl-*N*-thiazol-2-ylacrylamide;

(*E*)-2-(5-Chloro-6-methanesulfinylpyridin-3-yl)-3-cyclopentyl-*N*-thiazol-2-ylacrylamide;

20 (*E*)-2-(5-Chloro-6-methanesulfonylpyridin-3-yl)-*N*-(5-chlorothiazol-2-yl)-3-cyclopentylacrylamide;

(*E*)-2-(5-Chloro-6-methanesulfinylpyridin-3-yl)-*N*-(5-chlorothiazol-2-yl)-3-cyclopentylacrylamide;

(*E*)-3-Cyclopentyl-*N*-(5-fluorothiazol-2-yl)-2-(6-methanesulfonylpyridin-3-yl)acrylamide;

25 (*E*)-3-Cyclopentyl-*N*-(5-fluorothiazol-2-yl)-2-(6-methanesulfinylpyridin-3-yl)acrylamide;

(*E*)-3-Cyclopentyl-2-(6-methanesulfinylpyridin-3-yl)-*N*-thiazol-2-ylacrylamide;

(*E*)-3-Cyclopentyl-2-(6-ethanesulfinylpyridin-3-yl)-*N*-thiazol-2-ylacrylamide;

30 (*E*)-*N*-(5-Chlorothiazol-2-yl)-3-cyclopentyl-2-(6-ethanesulfinylpyridin-3-yl)acrylamide;

(*E*)-3-Cyclopentyl-2-(5-methanesulfinylpyridin-2-yl)-*N*-thiazol-2-ylacrylamide;

(*E*)-3-Cyclopentyl-2-[2-(propane-1-sulfinyl)pyrimidin-5-yl]-*N*-thiazol-2-ylacrylamide;

(*E*)-3-Cyclopentyl-2-(6-ethanesulfinylpyridin-3-yl)-*N*-(5-fluorothiazol-2-yl)acrylamide;

5 (*E*)-3-Cyclopentyl-2-(6-cyclopropanesulfinylpyridin-3-yl)-*N*-thiazol-2-ylacrylamide;

(*E*)-*N*-(5-Chlorothiazol-2-yl)-3-cyclopentyl-2-(6-cyclopropanesulfinylpyridin-3-yl)acrylamide;

10 (*E*)-3-Cyclopentyl-2-(6-cyclopropanesulfinylpyridin-3-yl)-*N*-(5-fluorothiazol-2-yl)acrylamide;

(*E*)-3-Cyclopentyl-2-(6-methanesulfinylpyridin-3-yl)-*N*-(5-chlorothiazol-2-yl)acrylamide;

3-Cyclopentyl-2-(6-methanesulfonylpyridin-3-yl)-*N*-thiazol-2-ylpropionamide;

15 3-Cyclopentyl-2-(6-mercaptopyridin-3-yl)-*N*-thiazol-2-ylpropionamide;

3-Cyclopentyl-2-(6-methanesulfinylpyridin-3-yl)-*N*-thiazol-2-ylpropionamide;

3-Cyclopentyl-2-(6-methoxymethanesulfinylpyridin-3-yl)-*N*-thiazol-2-ylpropionamide;

20 3-Cyclopentyl-2-[6-(propane-2-sulfinyl)pyridin-3-yl]-*N*-thiazol-2-ylpropionamide;

3-{5-[2-Cyclopentyl-1-(thiazol-2-ylcarbamoyl)ethyl]pyridin-2-ylsulfanyl}propionic acid;

3-{5-[2-Cyclopentyl-1-(thiazol-2-ylcarbamoyl)ethyl]pyridine-2-sulfonyl}propionic acid;

25 {5-[2-Cyclopentyl-1-(thiazol-2-ylcarbamoyl)ethyl]pyridin-2-ylsulfanyl}acetic acid;

{5-[2-Cyclopentyl-1-(thiazol-2-ylcarbamoyl)ethyl]pyridine-2-sulfonyl}acetic acid;

30 {5-[2-Cyclopentyl-1-(thiazol-2-ylcarbamoyl)ethyl]pyridine-2-sulfinyl}acetic acid;

(*E*)-2-(6-Aminopyridin-3-yl)-*N*-(5-chlorothiazol-2-yl)-3-cyclopentylacrylamide;

(*E*)-2-(6-Aminopyridin-3-yl)-3-cyclopentyl-*N*-thiazol-2-ylacrylamide;

(*E*)-3-Cyclopentyl-2-(6-methylaminopyridin-3-yl)-*N*-thiazol-2-ylacrylamide;

(*E*)-*N*-(5-Chlorothiazol-2-yl)-3-cyclopentyl-2-(6-methanesulfonylamino)pyridin-3-yl)acrylamide;

(*E*)-3-Cyclopentyl-2-(6-methanesulfonylamino)pyridin-3-yl)-*N*-thiazol-2-ylacrylamide;

5 (*E*)-3-Cyclopentyl-2-[6-(methanesulfonylmethylamino)pyridin-3-yl]-*N*-thiazol-2-ylacrylamide;

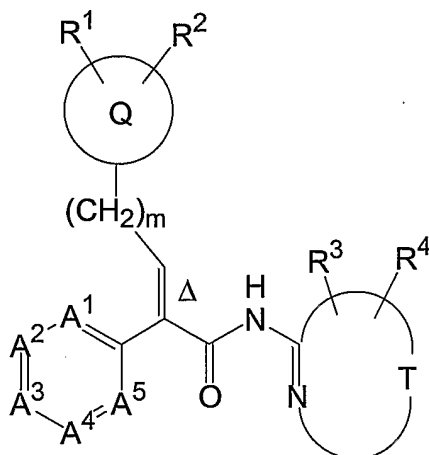
or a pharmaceutically acceptable salt or *N*-oxide thereof.

10 15. A pharmaceutical composition comprising a compound according to any of claims 1 to 14, or a pharmaceutically acceptable salt or *N*-oxide thereof, and a pharmaceutically acceptable carrier.

15 16. A method of prophylactic or therapeutic treatment of hyperglycemia or diabetes comprising a step of administering an effective amount of the compound according to any of claims 1 to 14, or a pharmaceutically acceptable salt or *N*-oxide thereof.

20 17. A method of prevention of diabetes in a human demonstrating pre-diabetic hyperglycemia or impaired glucose tolerance comprising a step of administering an effective prophylactic amount of the compound according to any of claims 1 to 14, or a pharmaceutically acceptable salt or *N*-oxide thereof.

18. A process for the preparation of a compound of Formula (Ia):

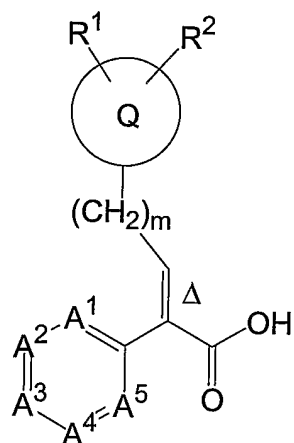


25

(Ia)

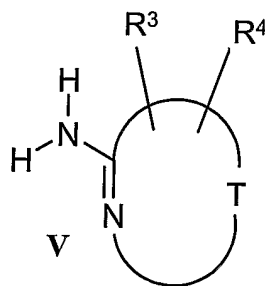
said process comprising a step of the condensation of a compound of Formula (IV):

66



IV

with a compound of Formula (V):

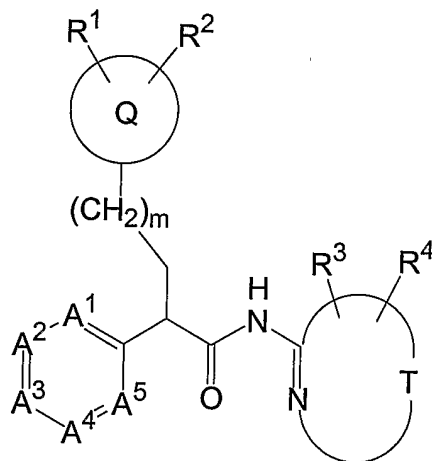


V

wherein  $A^1$ - $A^5$ , Q, T,  $R^1$ - $R^4$ , m and  $\Delta$  are as defined in claim 1.

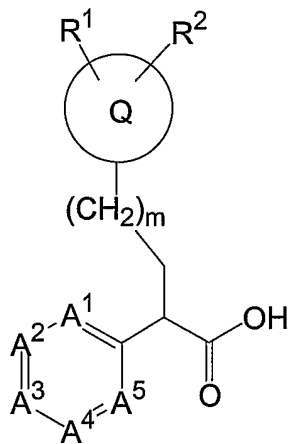
5

19. A process for the preparation of a compound of Formula (Ib):



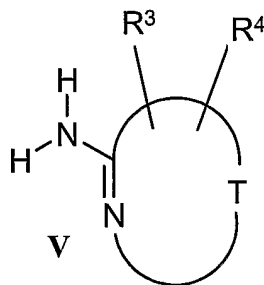
(Ib)

said process comprising a step of the condensation of a compound of Formula (VIII):



VIII

with a compound of Formula (V):

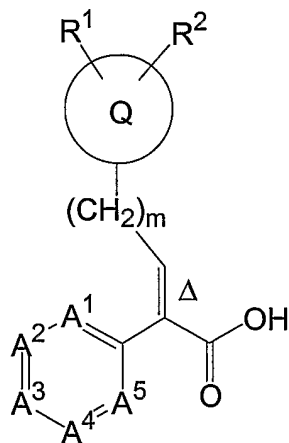


V

5

wherein  $A^1$ - $A^5$ ,  $Q$ ,  $T$ ,  $R^1$ - $R^4$  and  $m$  are as defined in claim 1.

20. A compound of Formula (IV):



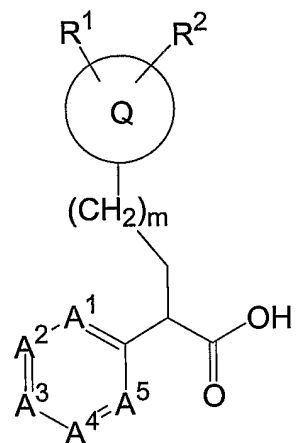
IV

10

wherein  $A^1$ - $A^5$ ,  $Q$ ,  $R^1$ ,  $R^2$ ,  $m$  and  $\Delta$  are as defined in claim 1.

21. A compound of Formula (VIII):

68



VIII

wherein A<sup>1</sup>-A<sup>5</sup>, Q, R<sup>1</sup>, R<sup>2</sup> and m are as defined in claim 1.

**INTERNATIONAL SEARCH REPORT**

International Application No  
PCT/US2004/003982

**A. CLASSIFICATION OF SUBJECT MATTER**  
 IPC 7 C07D405/08 - A61K31/4439 - A61P3/10 - C07D417/12 - C07D417/14  
 C07D213/74 - C07D401/12 - C07D413/12 C07D213/61 - C07D213/70  
 C07D213/75 - C07D401/04 - C07D239/38  
 According to International Patent Classification (IPC) or to both national classification and IPC

**B. FIELDS SEARCHED**  
 Minimum documentation searched (classification system followed by classification symbols)  
 IPC 7 C07D A61K A61P

Documentation searched other than minimum documentation to the extent that such documents are included in the fields searched

Electronic data base consulted during the international search (name of data base and, where practical, search terms used)  
 EPO-Internal, WPI Data, PAJ, BIOSIS, EMBASE, CHEM ABS Data, BEILSTEIN Data

**C. DOCUMENTS CONSIDERED TO BE RELEVANT**

Category °	Citation of document, with indication, where appropriate, of the relevant passages	Relevant to claim No.
P,X	FR 2 834 295 A (HOFFMANN LA ROCHE) 4 July 2003 (2003-07-04) cited in the application Claims 7, 9, 11; example 11 -----	1-17
P,Y	WO 03/080585 A (BANYU PHARMA CO LTD ; IINO TOMOHARU (JP); EIKI JUNICHI (JP); NAGATA YA) 2 October 2003 (2003-10-02) cited in the application Formula (I); examples 5, 68, 69 -----	1-21
P,Y	WO 03/055482 A (NOVO NORDISK AS) 10 July 2003 (2003-07-10) cited in the application Formula (I); example 130 -----	1-21
	-/--	

Further documents are listed in the continuation of box C.  Patent family members are listed in annex.

° Special categories of cited documents :

*A* document defining the general state of the art which is not considered to be of particular relevance	*T* later document published after the international filing date or priority date and not in conflict with the application but cited to understand the principle or theory underlying the invention
*E* earlier document but published on or after the international filing date	*X* document of particular relevance; the claimed invention cannot be considered novel or cannot be considered to involve an inventive step when the document is taken alone
*L* document which may throw doubts on priority claim(s) or which is cited to establish the publication date of another citation or other special reason (as specified)	*Y* document of particular relevance; the claimed invention cannot be considered to involve an inventive step when the document is combined with one or more other such documents, such combination being obvious to a person skilled in the art.
*O* document referring to an oral disclosure, use, exhibition or other means	*&* document member of the same patent family
*P* document published prior to the international filing date but later than the priority date claimed	

Date of the actual completion of the international search  2 July 2004	Date of mailing of the international search report  09/07/2004
------------------------------------------------------------------------------	----------------------------------------------------------------------

Name and mailing address of the ISA European Patent Office, P.B. 5818 Patentlaan 2 NL - 2280 HV Rijswijk Tel. (+31-70) 340-2040, Tx. 31 651 epo nl, Fax: (+31-70) 340-3016	Authorized officer  Kirsch, C
----------------------------------------------------------------------------------------------------------------------------------------------------------------------------------------	-------------------------------------

## INTERNATIONAL SEARCH REPORT

International Application No  
PCT/US2004/003982

C.(Continuation) DOCUMENTS CONSIDERED TO BE RELEVANT		
Category °	Citation of document, with indication, where appropriate, of the relevant passages	Relevant to claim No.
X	WO 02/14312 A (HOFFMANN LA ROCHE) 21 February 2002 (2002-02-21) cited in the application Claims 1-20; Formulas I, I-A, I-B, IX-X, XIII-XIV; examples 1-9, 12-21	1-21
X	US 6 320 050 B1 (CORBETT WENDY LEA ET AL) 20 November 2001 (2001-11-20) cited in the application Claims; Formulas I and XII; examples	1-21
X	WO 01/44216 A (HOFFMANN LA ROCHE) 21 June 2001 (2001-06-21) cited in the application Claims 1-25; Formulas I, I-A, I-B, VIII; examples 3-25	1-21
X	US 6 448 399 B1 (CORBETT WENDY LEA ET AL) 10 September 2002 (2002-09-10) cited in the application Claims 1-17; Formula I, Ia, Ib, II, IIa, IIb, IX; examples 1-35	1-21
Y	WO 02/48106 A (HOFFMANN LA ROCHE) 20 June 2002 (2002-06-20) cited in the application Claims 1-22; Formulas I, 3 and 3'; examples	1-21
Y	WO 01/83478 A (HOFFMANN LA ROCHE) 8 November 2001 (2001-11-08) cited in the application Claims 1-30 ; Formulas I, I-A, 11, 16; examples 3-23	1-21
X	GB 1 025 050 A (DAINIPPON PHARMACEUTICAL CO) 6 April 1966 (1966-04-06) example 1, 1. 57-58	20
X	EP 0 006 772 A (SANOFI SA) 9 January 1980 (1980-01-09) Formulas (I)-(II), (VII)-(VIII); example 14	20
X	EP 0 882 714 A (SS PHARMACEUTICAL CO) 9 December 1998 (1998-12-09) Claim 1; Formulas (1), (1c''); example 31	20
X	PATENT ABSTRACTS OF JAPAN vol. 016, no. 244 (C-0947), 4 June 1992 (1992-06-04) -& JP 04 054168 A (KUMIAI CHEM IND CO LTD; others: 01), 21 February 1992 (1992-02-21) Formula (a); compounds 19, 21-23 abstract	21
	-/--	



## INTERNATIONAL SEARCH REPORT

International Application No  
PCT/US2004/003982

C.(Continuation) DOCUMENTS CONSIDERED TO BE RELEVANT		
Category °	Citation of document, with indication, where appropriate, of the relevant passages	Relevant to claim No.
X	<p>PATENT ABSTRACTS OF JAPAN vol. 1998, no. 06, 30 April 1998 (1998-04-30) -&amp; JP 10 045716 A (YAMANOUCHI PHARMACEUT CO LTD; MERCK PATENT GMBH), 17 February 1998 (1998-02-17) Formula (IIc) and (IIId); p. 14 compounds 3-5,8-13; p. 15, compounds 1-8, 17, 23-31,34 abstract</p>	20
X	<p>EP 0 104 690 A (SHELL INT RESEARCH) 4 April 1984 (1984-04-04) Formula (I); compound 35</p>	20
X	<p>WHITE ET AL.: "(Z)- and (E)-3,3'-(1,2-Ethenediyl)bispyridines" AUST. J. CHEM., vol. 30, 1977, pages 1153-1154, XP009032280 Compounds (8)-(9)</p>	20
X	<p>HIRAO ET AL.: "Studies of the Synthesis of Furan Compounds. XXIX. Syntheses of 2-(5-Nitro-2-furyl)vinyl)-1,8-naphthyridin es" BULL. CHEM. SOC. JPN, vol. 46, 1973, pages 1826-1829, XP000189659 Compounds (V)-(VI)</p>	20
X	<p>PIECHUCKI, C. ET AL.: "Preparation of Secondary and Tertiary beta-(2-Pyridyl)-alkanois" SYNTHESIS, vol. 4, 1973, pages 204-206, XP009032422 Compound 4f</p>	21

# INTERNATIONAL SEARCH REPORT

International application No.  
PCT/US2004/003982

## Box II Observations where certain claims were found unsearchable (Continuation of item 2 of first sheet)

This International Search Report has not been established in respect of certain claims under Article 17(2)(a) for the following reasons:

1.  Claims Nos.: 16-17  
because they relate to subject matter not required to be searched by this Authority, namely:  
Although claims 16-17 are directed to a method of treatment of the human/animal body, the search has been carried out and based on the alleged effects of the compound/composition.
2.  Claims Nos.:  
because they relate to parts of the International Application that do not comply with the prescribed requirements to such an extent that no meaningful International Search can be carried out, specifically:
3.  Claims Nos.:  
because they are dependent claims and are not drafted in accordance with the second and third sentences of Rule 6.4(a).

## Box III Observations where unity of invention is lacking (Continuation of item 3 of first sheet)

This International Searching Authority found multiple inventions in this international application, as follows:

1.  As all required additional search fees were timely paid by the applicant, this International Search Report covers all searchable claims.
2.  As all searchable claims could be searched without effort justifying an additional fee, this Authority did not invite payment of any additional fee.
3.  As only some of the required additional search fees were timely paid by the applicant, this International Search Report covers only those claims for which fees were paid, specifically claims Nos.:
4.  No required additional search fees were timely paid by the applicant. Consequently, this International Search Report is restricted to the invention first mentioned in the claims; it is covered by claims Nos.:

### Remark on Protest

- The additional search fees were accompanied by the applicant's protest.
- No protest accompanied the payment of additional search fees.

# INTERNATIONAL SEARCH REPORT

Information on patent family members

National Application No  
PCT/US2004/003982

Patent document cited in search report	Publication date	Patent family member(s)	Publication date	
FR 2834295	A	04-07-2003	DE 10259786 A1	17-07-2003
			FR 2834295 A1	04-07-2003
			GB 2385328 A	20-08-2003
			JP 2003235551 A	26-08-2003
			US 2003219887 A1	27-11-2003
WO 03080585	A	02-10-2003	WO 03080585 A1	02-10-2003
WO 03055482	A	10-07-2003	EP 1336607 A1	20-08-2003
			WO 03047626 A1	12-06-2003
			WO 03055482 A1	10-07-2003
			US 2003138416 A1	24-07-2003
			US 2003171411 A1	11-09-2003
WO 0214312	A	21-02-2002	AU 8399801 A	25-02-2002
			BR 0113312 A	01-07-2003
			CA 2419416 A1	21-02-2002
			CN 1466584 T	07-01-2004
			WO 0214312 A1	21-02-2002
			EP 1311504 A1	21-05-2003
			JP 2004506632 T	04-03-2004
			US 2002065275 A1	30-05-2002
			US 2002035266 A1	21-03-2002
			US 2002035267 A1	21-03-2002
US 6320050	B1	08-11-2001	US 2001039344 A1	08-11-2001
			US 2004014968 A1	22-01-2004
			US 6610846 B1	26-08-2003
			AU 767830 B2	27-11-2003
			AU 3963000 A	16-10-2000
			BR 0009486 A	02-01-2002
			CA 2368347 A1	05-10-2000
			CN 1349519 T	15-05-2002
			CZ 20013490 A3	17-04-2002
			WO 0058293 A2	05-10-2000
			EP 1169312 A2	09-01-2002
			HR 20010688 A1	30-06-2003
			HU 0200396 A2	29-07-2002
			JP 2002540196 T	26-11-2002
			NO 20014671 A	26-09-2001
			NZ 514038 A	30-01-2004
			PL 350669 A1	27-01-2003
TR 200102805 T2	22-04-2002			
US 6528543 B1	04-03-2003			
ZA 200107833 A	23-12-2002			
WO 0144216	A	21-06-2001	AU 2365201 A	25-06-2001
			CA 2392903 A1	21-06-2001
			CN 1411453 T	16-04-2003
			CZ 20022412 A3	16-10-2002
			WO 0144216 A1	21-06-2001
			EP 1242397 A1	25-09-2002
			HU 0203753 A2	28-03-2003
			JP 2003516980 T	20-05-2003
			NO 20022863 A	14-06-2002
			US 6353111 B1	05-03-2002
			ZA 200203829 A	14-08-2003

# INTERNATIONAL SEARCH REPORT

information on patent family members

National Application No  
PCT/US2004/003982

Patent document cited in search report	Publication date	Patent family member(s)	Publication date				
US 6448399	B1	08-08-2002	US 2002107396 A1	08-08-2002			
			AU 2190202 A	18-06-2002			
			BR 0115999 A	30-09-2003			
			CA 2429642 A1	13-06-2002			
			CN 1476438 T	18-02-2004			
			WO 0246173 A1	13-06-2002			
			EP 1341774 A1	10-09-2003			
			US 2002111372 A1	15-08-2002			
			US 2002103241 A1	01-08-2002			
			US 2002103199 A1	01-08-2002			
WO 0248106	A	20-06-2002	AU 3841502 A	24-06-2002			
			BG 107903 A	27-02-2004			
			BR 0116169 A	23-12-2003			
			CA 2430579 A1	20-06-2002			
			CN 1481382 T	10-03-2004			
			CZ 20031882 A3	17-12-2003			
			WO 0248106 A2	20-06-2002			
			EP 1349856 A2	08-10-2003			
			NO 20032674 A	12-06-2003			
			SK 8732003 A3	06-04-2004			
			US 2002082260 A1	27-06-2002			
			WO 0183478	A	08-11-2001	AU 5227001 A	12-11-2001
						BR 0110492 A	08-04-2003
						CA 2407428 A1	08-11-2001
CN 1427838 T	02-07-2003						
WO 0183478 A2	08-11-2001						
EP 1280801 A2	05-02-2003						
JP 2003531905 T	28-10-2003						
US 2003225286 A1	04-12-2003						
US 2001056191 A1	27-12-2001						
GB 1025050	A	06-04-1966				DE 1545727 A1	11-12-1969
			FR 5049 M	08-05-1967			
EP 0006772	A	09-01-1980	FR 2429219 A1	18-01-1980			
			BE 877157 A1	21-12-1979			
			CH 638214 A5	15-09-1983			
			DE 2961213 D1	14-01-1982			
			DK 259379 A	23-12-1979			
			EP 0006772 A1	09-01-1980			
			GB 2023599 A, B	03-01-1980			
			IE 48418 B1	09-01-1985			
			IT 1117227 B	17-02-1986			
			JP 1497914 C	29-05-1989			
			JP 55002698 A	10-01-1980			
			JP 63045394 B	09-09-1988			
			LU 81237 A1	10-09-1979			
EP 0882714	A	09-12-1998	AT 260898 T	15-03-2004			
			DE 69727915 D1	08-04-2004			
			EP 0882714 A1	09-12-1998			
			US 5935977 A	10-08-1999			
			CA 2236851 A1	02-04-1998			
			WO 9813348 A1	02-04-1998			
			TW 517056 B	11-01-2003			

# INTERNATIONAL SEARCH REPORT

Information on patent family members

International Application No

PCT/US2004/003982

Patent document cited in search report	A	Publication date	Patent family member(s)	Publication date
JP 04054168	A	21-02-1992	NONE	
JP 10045716	A	17-02-1998	NONE	
EP 0104690	A	04-04-1984	AU 571458 B2	21-04-1988
			AU 1956883 A	05-04-1984
			BR 8305265 A	02-05-1984
			CA 1234388 A1	22-03-1988
			CS 8306982 A2	15-04-1988
			DD 213348 A5	12-09-1984
			DK 440283 A ,B,	28-03-1984
			EP 0104690 A2	04-04-1984
			ES 8504653 A1	16-07-1985
			FI 833456 A ,B,	28-03-1984
			GR 79416 A1	22-10-1984
			HU 194481 B	29-02-1988
			JP 1754675 C	23-04-1993
			JP 4046270 B	29-07-1992
			JP 59078162 A	04-05-1984
			MX 154844 A	18-12-1987
			NO 833450 A ,B,	28-03-1984
			NZ 205738 A	13-09-1985
			PL 243907 A1	22-10-1984
			PT 77394 A ,B	01-10-1983
			US 4600712 A	15-07-1986
			ZA 8307141 A	30-05-1984