



US00D614408S

(12) **United States Design Patent**
Koenig

(10) **Patent No.:** **US D614,408 S**

(45) **Date of Patent:** **** Apr. 27, 2010**

(54) **PATTERN FOR A SHEET**

(75) Inventor: **John William Koenig**, Cincinnati, OH (US)

(73) Assignee: **The Procter & Gamble Company**, Cincinnati, OH (US)

(**) Term: **14 Years**

(21) Appl. No.: **29/308,449**

(22) Filed: **Jun. 18, 2008**

(51) **LOC (9) Cl.** **05-06**

(52) **U.S. Cl.** **D5/57; D5/53**

(58) **Field of Classification Search** D5/1, D5/2, 3, 7, 11, 16, 19, 25, 47, 52, 53, 57, D5/58, 59, 61, 99; D6/595, 603, 608; D24/124, D24/125; 264/258, 284; 428/153, 154, 156, 428/182, 183, 184, 185, 186, 167, 171, 187, 428/195, 542.2, 542.6, 904, 904.4; 162/109, 162/110, 111, 112, 113, 114, 115, 116, 117, 162/204, 205, 361

See application file for complete search history.

(56) **References Cited**

U.S. PATENT DOCUMENTS

- D349,159 S 7/1994 Huffman
- D363,610 S 10/1995 Saffran et al.
- D377,270 S 1/1997 Neal
- D382,162 S 8/1997 Ertolacci et al.
- D392,108 S * 3/1998 Diggins et al. D5/57

- D392,466 S 3/1998 Kendall et al.
- D405,271 S 2/1999 Unwin et al.
- D423,232 S 4/2000 Reid
- D426,709 S 6/2000 Latchoo
- D428,931 S 8/2000 Zulch
- D430,406 S 9/2000 Ingalls
- D430,407 S * 9/2000 Ingalls D5/57
- D438,017 S 2/2001 Reid
- D449,452 S * 10/2001 Graff et al. D5/57
- D453,880 S 2/2002 Cheynet
- D459,093 S 6/2002 Forin
- D463,137 S 9/2002 Monroe et al.
- D518,298 S 4/2006 Hynnek et al.
- D518,648 S * 4/2006 Broering et al. D5/58
- 7,597,777 B2 * 10/2009 Wilke, II 162/117

* cited by examiner

Primary Examiner—Robert M Spear
Assistant Examiner—Barbara B Lohr
(74) *Attorney, Agent, or Firm*—Larry L. Huston; Steve W. Miller; Kim W. Zerby

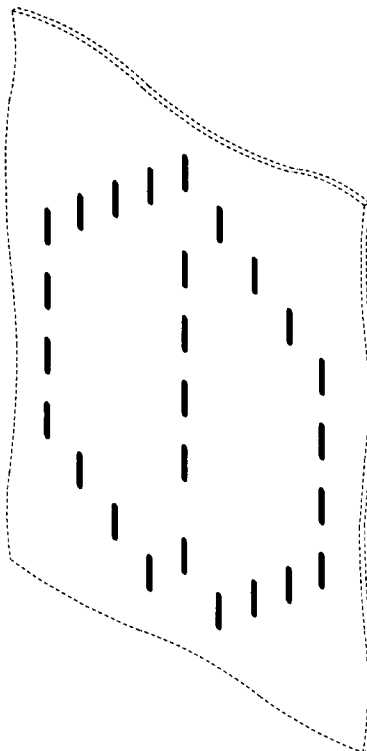
(57) **CLAIM**

The ornamental design for a pattern for a sheet, as shown and described.

DESCRIPTION

FIG. 1 is a perspective view of a pattern for a sheet; and, FIG. 2 is a front view of the pattern for a sheet of FIG. 1. The broken lines, side views and rear views form no part of the design hereof in any of the foregoing embodiments.

1 Claim, 2 Drawing Sheets



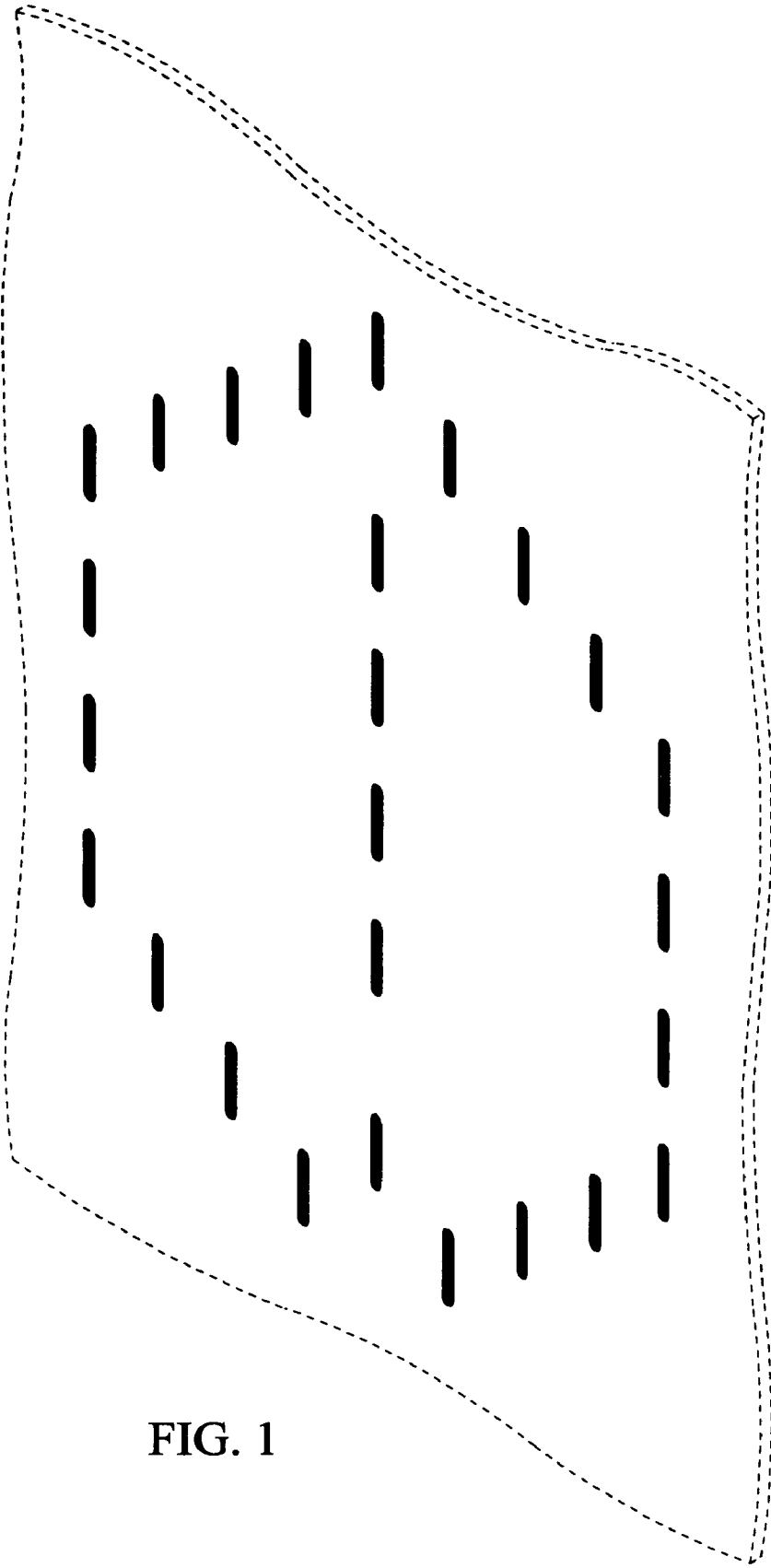


FIG. 1

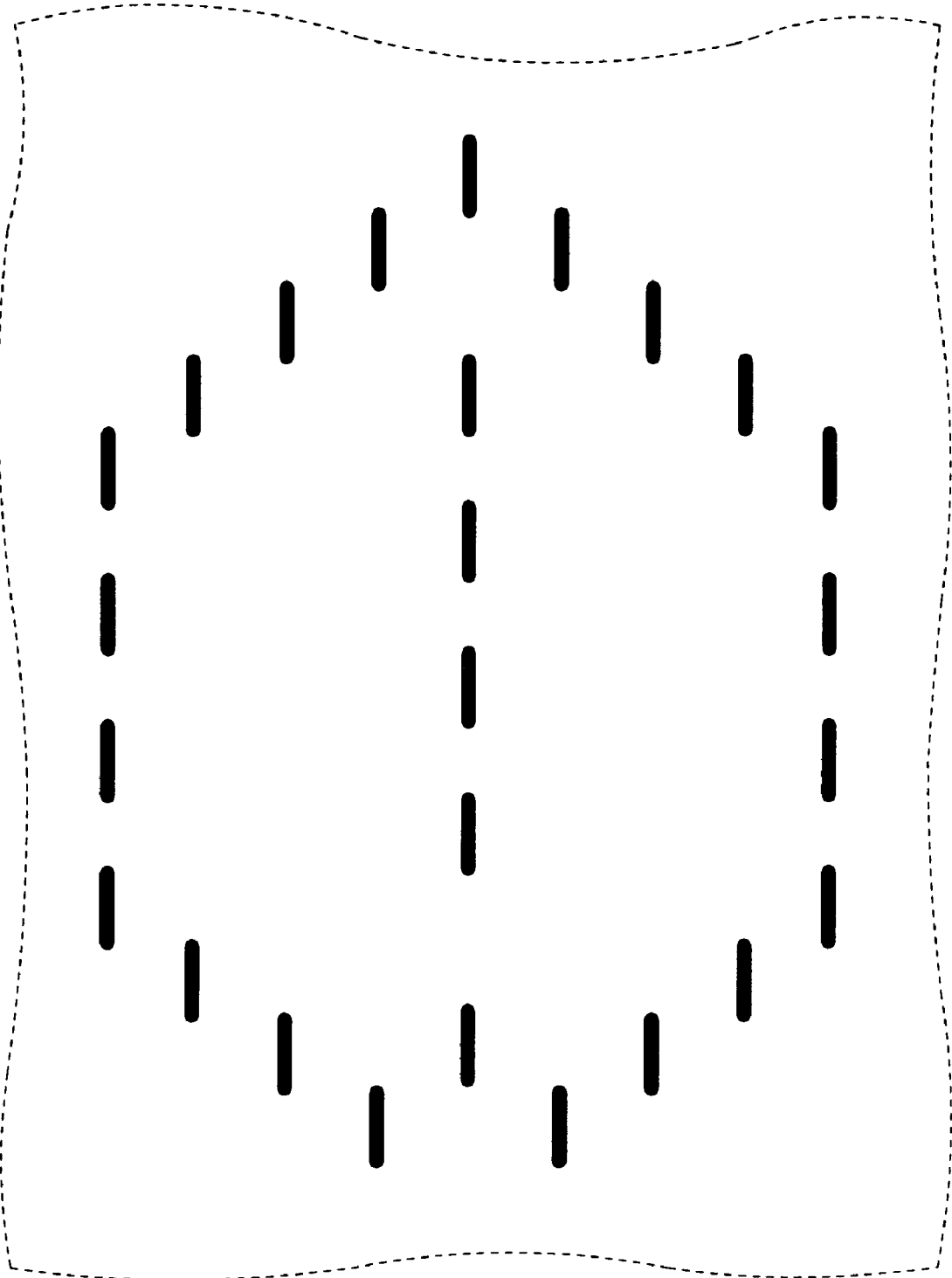


FIG. 2

UNITED STATES PATENT AND TRADEMARK OFFICE
CERTIFICATE OF CORRECTION

PATENT NO. : D614,408 S
APPLICATION NO. : 29/308449
DATED : April 27, 2010
INVENTOR(S) : Koenig

Page 1 of 4

It is certified that error appears in the above-identified patent and that said Letters Patent is hereby corrected as shown below:

The title page, showing an illustrative figure, should be deleted and substitute therefor the attached title page.

In the Drawings

Delete drawing sheets 1-2, and substitute therefor the Drawing Sheets, consisting of FIGS. 1-2,
As shown on the attached pages.

Signed and Sealed this
Fifteenth Day of April, 2014



Michelle K. Lee
Deputy Director of the United States Patent and Trademark Office

(12) **United States Design Patent** (10) **Patent No.:** **US D614,408 S**
Koenig (45) **Date of Patent:** **** Apr. 27, 2010**

(54) **PATTERN FOR A SHEET**
 (75) **Inventor:** **John William Koenig**, Cincinnati, OH (US)
 (73) **Assignee:** **The Procter & Gamble Company**, Cincinnati, OH (US)
 (**) **Term:** **14 Years**
 (21) **Appl. No.:** **29/308,449**
 (22) **Filed:** **Jun. 18, 2008**
 (51) **LOC (9) Cl. 05-06**
 (52) **U.S. Cl. D5/57; D5/53**
 (58) **Field of Classification Search** D5/1, D5/2, 3, 7, 11, 16, 19, 25, 47, 52, 53, 57, D5/58, 59, 61, 99; D6/595, 603, 608; D24/124, D24/125; 264/258, 284; 428/153, 154, 156, 428/182, 183, 184, 185, 186, 167, 171, 187, 428/195, 542.2, 542.6, 904, 904.4; 162/109, 162/110, 111, 112, 113, 114, 115, 116, 117, 162/204, 205, 361
 See application file for complete search history.

(56) **References Cited**
U.S. PATENT DOCUMENTS
 D349,159 S 7/1994 Huffinan
 D363,610 S 10/1995 Saffran et al.
 D377,270 S 1/1997 Neal
 D382,162 S 8/1997 Ertolacci et al.
 D392,108 S * 3/1998 Diggins et al. D5/57


D392,466 S 3/1998 Kendall et al.
 D405,271 S 2/1999 Unwin et al.
 D423,232 S 4/2000 Reid
 D426,709 S 6/2000 Latchoo
 D428,931 S 8/2000 Zulch
 D430,406 S 9/2000 Ingalls
 D430,407 S * 9/2000 Ingalls D5/57
 D438,017 S 2/2001 Reid
 D449,452 S * 10/2001 Graff et al. D5/57
 D453,880 S 2/2002 Cheynet
 D459,093 S 6/2002 Forin
 D463,137 S 9/2002 Monroe et al.
 D518,298 S 4/2006 Hynnek et al.
 D518,648 S * 4/2006 Broering et al. D5/58
 7,597,777 B2 * 10/2009 Wilke, II 162/117

* cited by examiner
Primary Examiner—Robert M Spear
Assistant Examiner—Barbara B Lohr
 (74) *Attorney, Agent, or Firm*—Larry L. Huston; Steve W. Miller; Kim W. Zerby

(57) **CLAIM**
 The ornamental design for a pattern for a sheet, as shown and described.

DESCRIPTION
 FIG. 1 is a perspective view of a pattern for a sheet; and, FIG. 2 is a front view of the pattern for a sheet of FIG. 1. The broken lines, side views and rear views form no part of the design hereof in any of the foregoing embodiments.

1 Claim, 2 Drawing Sheets






FIG. 1




FIG. 2