



US0D1011167S

(12) **United States Design Patent**
Shih

(10) **Patent No.:** **US D1,011,167 S**

(45) **Date of Patent:** **** Jan. 16, 2024**

- (54) **HAMMER**
- (71) Applicant: **Jui Yuan Shih**, Changhua County (TW)
- (72) Inventor: **Jui Yuan Shih**, Changhua County (TW)
- (**) Term: **15 Years**
- (21) Appl. No.: **29/826,226**
- (22) Filed: **Feb. 10, 2022**
- (30) **Foreign Application Priority Data**

Aug. 20, 2021 (TW) 110304406

(51) **LOC (14) CL.** **08-02**

(52) **U.S. Cl.**
USPC **D8/78**

(58) **Field of Classification Search**
USPC D8/75, 76, 77, 78, 79, 80, 81, 105, 107
CPC ... B25D 1/00; B25D 1/02; B25D 1/04; B25D
1/045; B25D 1/06; B25D 1/10; B25D
1/12; B25G 1/102; B25G 3/10; B25C
11/00
See application file for complete search history.

(56) **References Cited**

U.S. PATENT DOCUMENTS

- 3,792,725 A * 2/1974 Burgeson B25G 3/34
81/20
- 4,633,741 A * 1/1987 Yang B25G 1/01
81/19
- D521,343 S * 5/2006 Hung D8/75
- D531,001 S * 10/2006 Chen D8/78

- D566,509 S * 4/2008 Vanderbeek D8/77
- 8,387,486 B2 * 3/2013 Hanlon B25D 1/12
81/22
- D770,255 S * 11/2016 Honadel D8/75
- D770,875 S * 11/2016 Honadel D8/75
- D795,667 S * 8/2017 Chen D8/79
- D806,494 S * 1/2018 Chang D8/78
- D931,074 S * 9/2021 Shih D8/78
- D931,701 S * 9/2021 Shih D8/77
- D984,869 S * 5/2023 Shih D8/78

* cited by examiner

Primary Examiner — Philip S Hyder
(74) *Attorney, Agent, or Firm* — WPAT, P.C

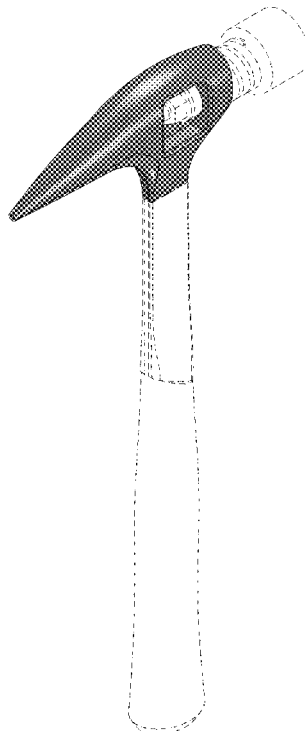
(57) **CLAIM**

The ornamental design for a hammer, as shown and described.

DESCRIPTION

FIG. 1 is a perspective view of a hammer, showing my new design;
FIG. 2 is another perspective view thereof;
FIG. 3 is a front view thereof;
FIG. 4 is a rear view thereof;
FIG. 5 is a left side view thereof;
FIG. 6 is a right side view thereof;
FIG. 7 is a top view thereof; and,
FIG. 8 is a bottom view thereof.
The dashed lines depict environmental subject matter, are for illustration only and form no part of the claimed design. The dash-dot lines depict boundaries between the claimed part and non-claimed part and form no part of the claimed design.

1 Claim, 8 Drawing Sheets



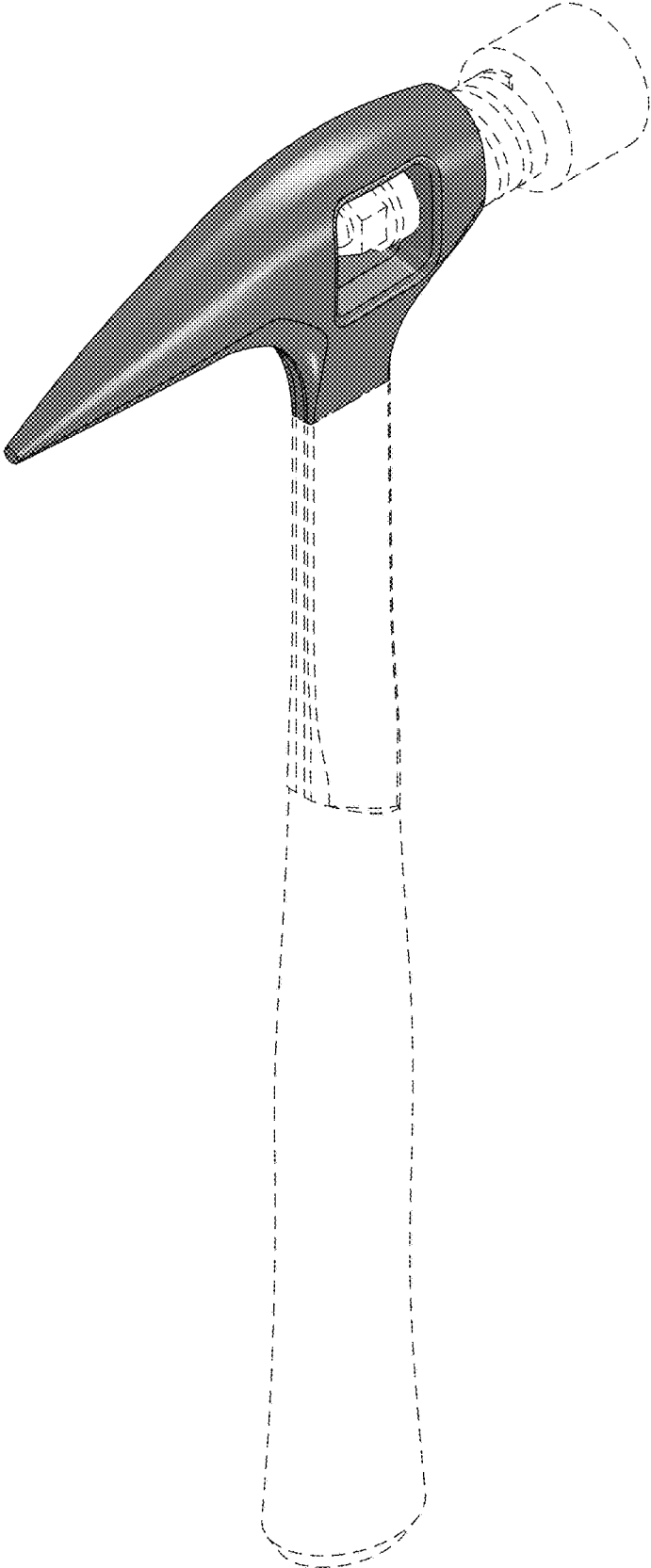


FIG. 1

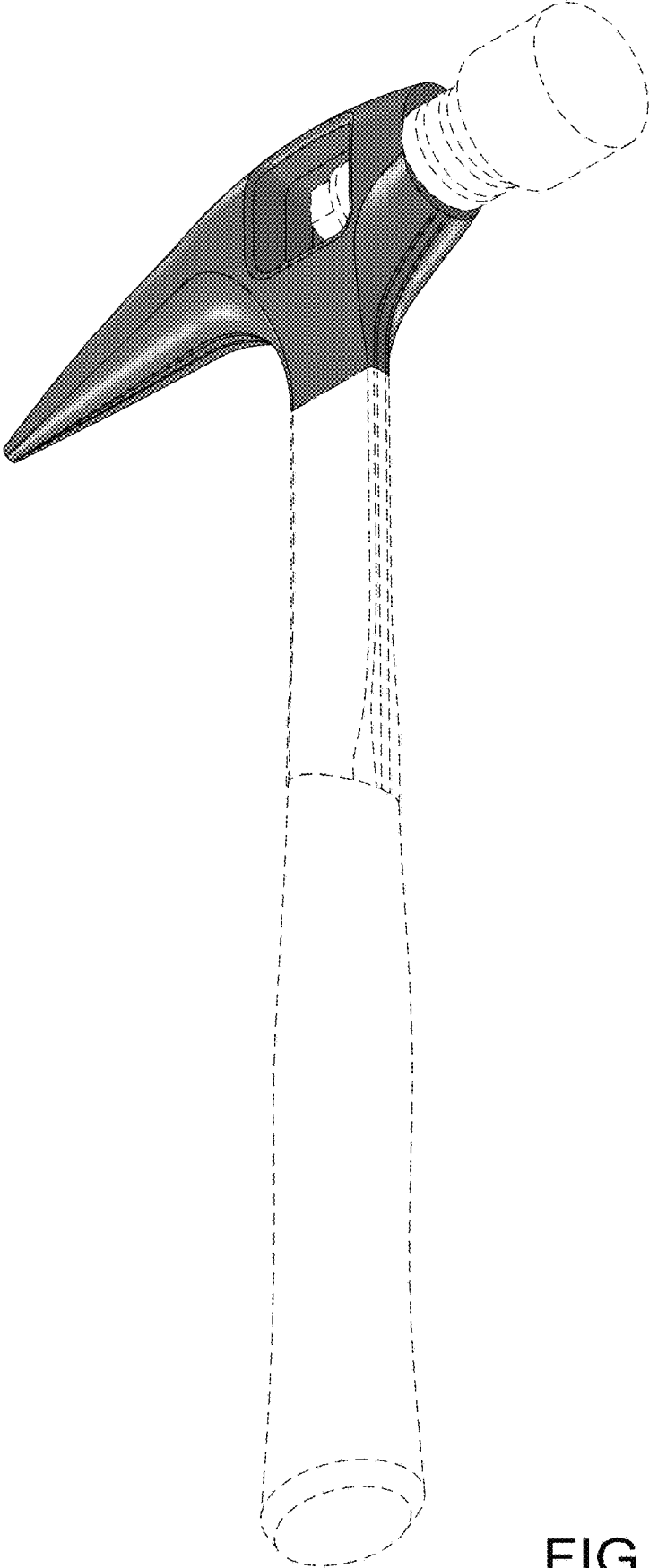


FIG. 2

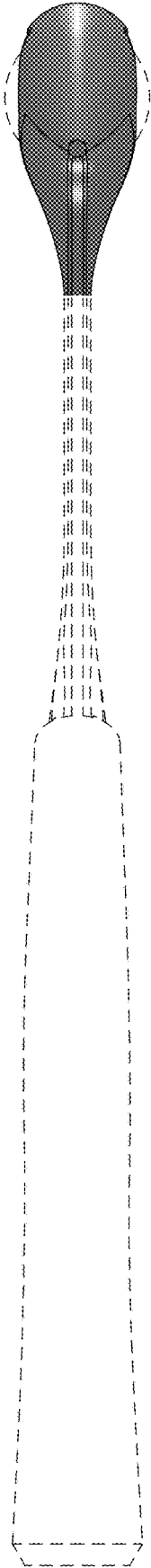


FIG. 3

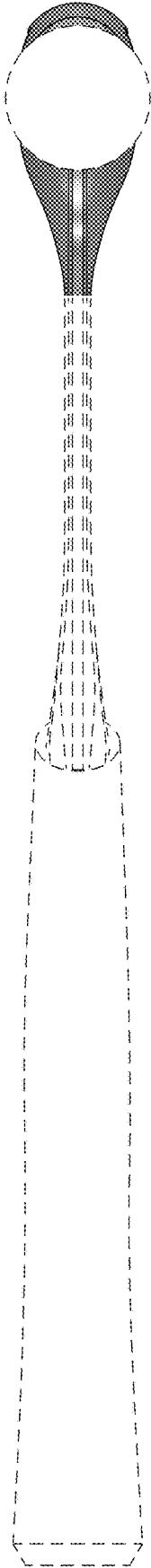


FIG. 4

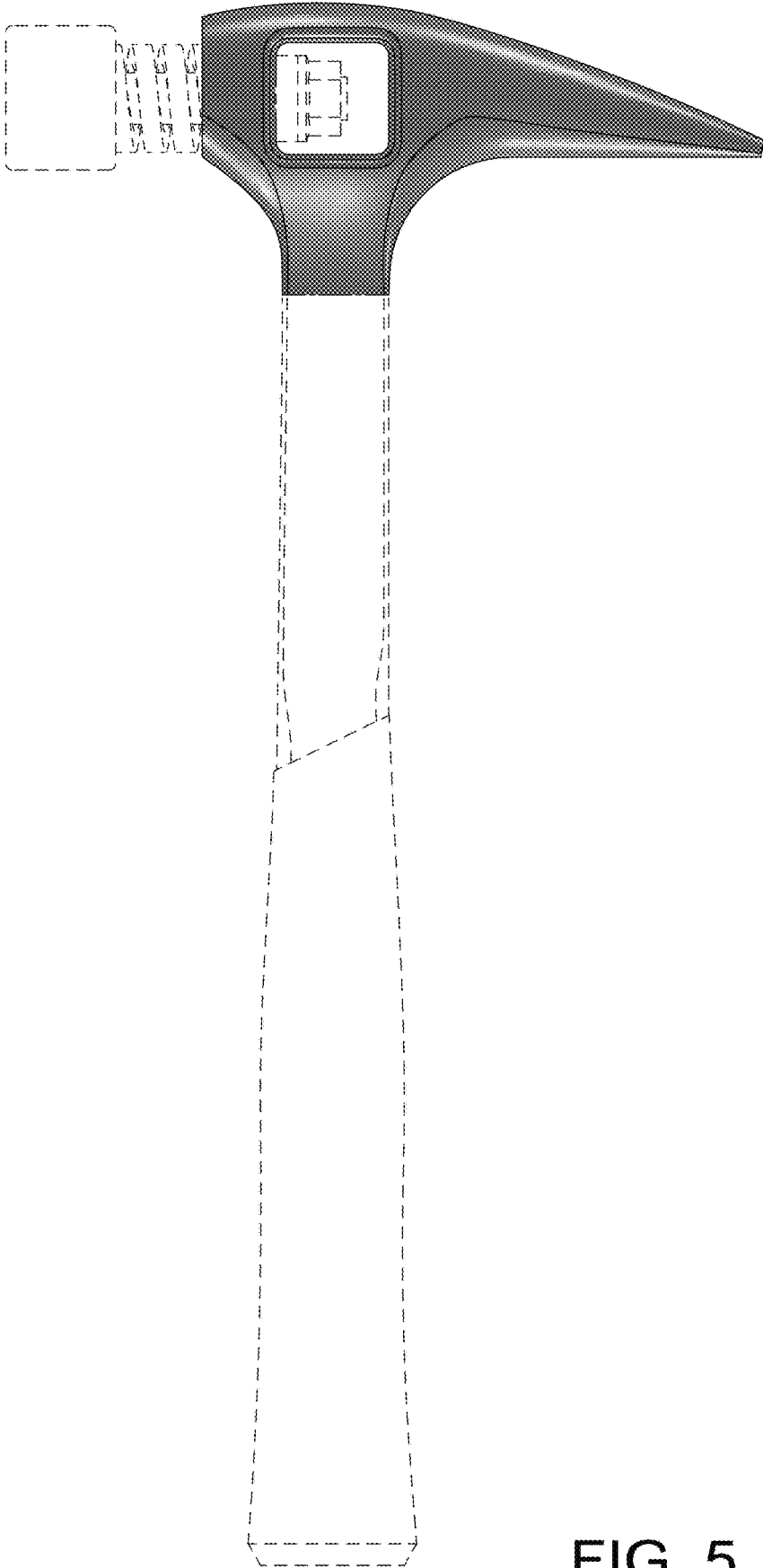


FIG. 5

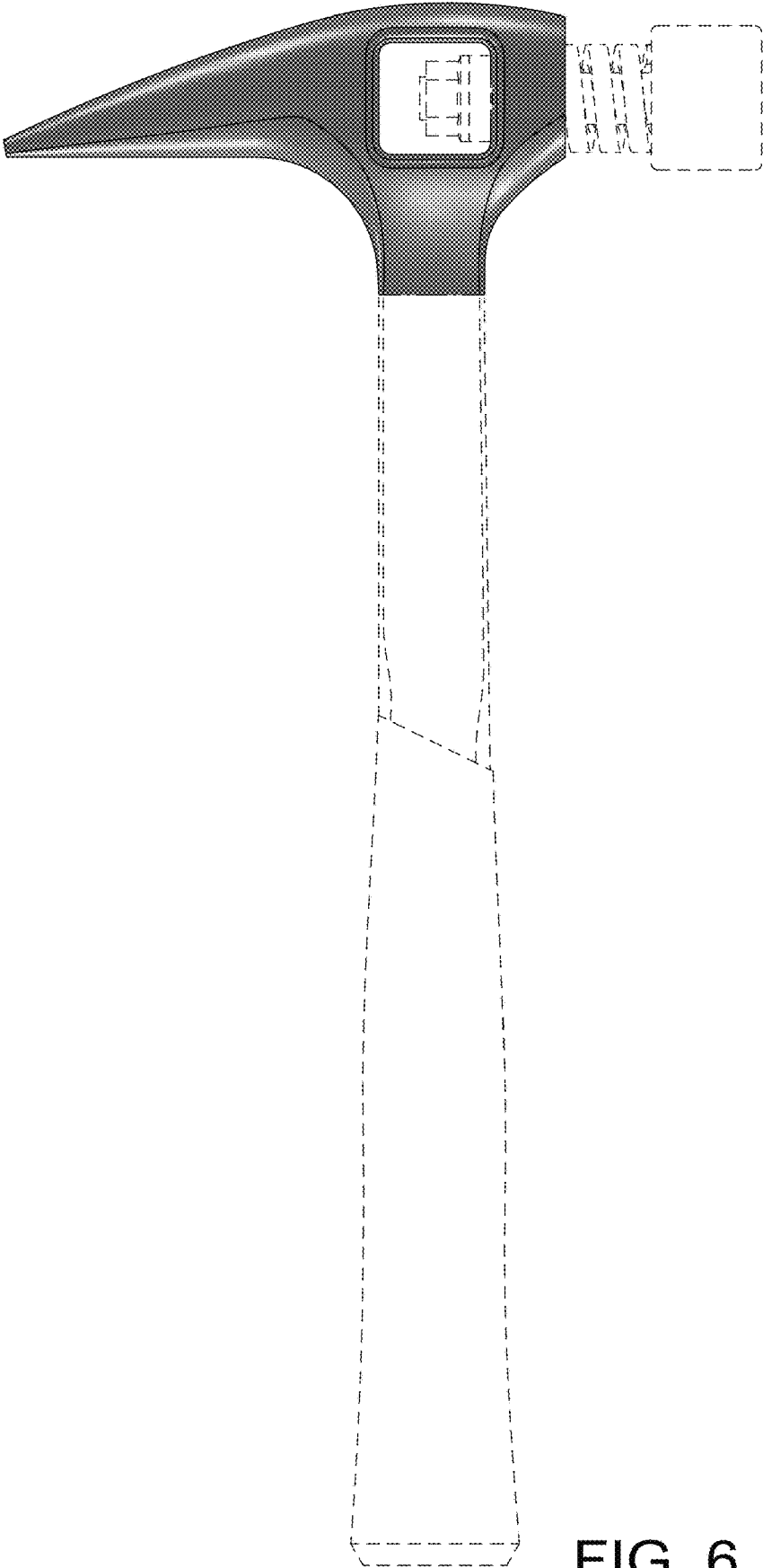


FIG. 6

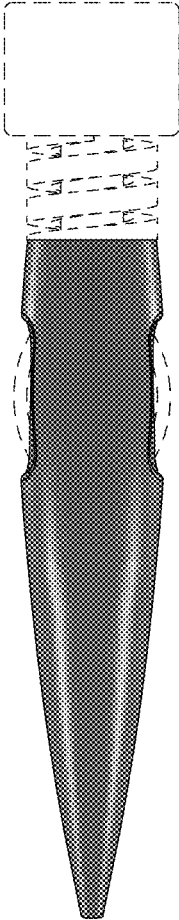


FIG. 7

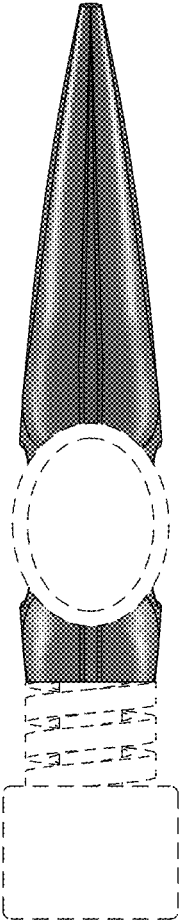


FIG. 8