



US00D733036S

(12) **United States Design Patent**
Kuwano

(10) **Patent No.:** **US D733,036 S**

(45) **Date of Patent:** **** Jun. 30, 2015**

(54) **TIRE**

(71) Applicant: **Toyo Tire & Rubber Co., Ltd.**,
Osaka-shi (JP)

(72) Inventor: **Shingo Kuwano**, Osaka (JP)

(73) Assignee: **Toyo Tire & Rubber Co., Ltd.**, Osaka
(JP)

(**) Term: **14 Years**

(21) Appl. No.: **29/447,281**

(22) Filed: **Mar. 1, 2013**

(30) **Foreign Application Priority Data**

Dec. 20, 2012 (JP) 2012-031076

(51) **LOC (10) Cl.** **12-15**

(52) **U.S. Cl.**

USPC **D12/521**

(58) **Field of Classification Search**

USPC D12/505-532

CPC B60C 11/0304; B60C 11/0302; B60C

11/0306; B60C 11/0309; B60C 11/0318;

B60C 11/0311; B60C 11/042; B60C 11/13;

B60C 11/00; B60C 11/11; B60C 11/12

See application file for complete search history.

(56) **References Cited**

U.S. PATENT DOCUMENTS

D386,134 S * 11/1997 Cagneaux et al. D12/521

D424,484 S * 5/2000 Mulier D12/532

D515,018 S * 2/2006 Umstot et al. D12/519

D515,020 S * 2/2006 Fukunaga D12/521

D596,556 S * 7/2009 Kuwano D12/521
D600,192 S * 9/2009 Sato D12/521
D610,525 S * 2/2010 Behr et al. D12/521
D623,587 S * 9/2010 Ohashi D12/521
D644,592 S * 9/2011 Grabo et al. D12/519
D644,982 S * 9/2011 Lee D12/521
D682,773 S * 5/2013 Kuwano D12/523
D683,300 S * 5/2013 Yasunaga D12/523

FOREIGN PATENT DOCUMENTS

JP D1290763 1/2007
JP D1308639 8/2007

* cited by examiner

Primary Examiner — Stacia Cadmus

(74) *Attorney, Agent, or Firm* — Sterne, Kessler, Goldstein
& Fox P.L.L.C.

(57) **CLAIM**

The ornamental design for a tire, as shown and described.

DESCRIPTION

FIG. 1 is a perspective view of a tire showing my new design;

FIG. 2 is a front view thereof;

FIG. 3 is a rear view thereof;

FIG. 4 is a top plan view thereof, for which the bottom plan
view is the same;

FIG. 5 is a right side view thereof;

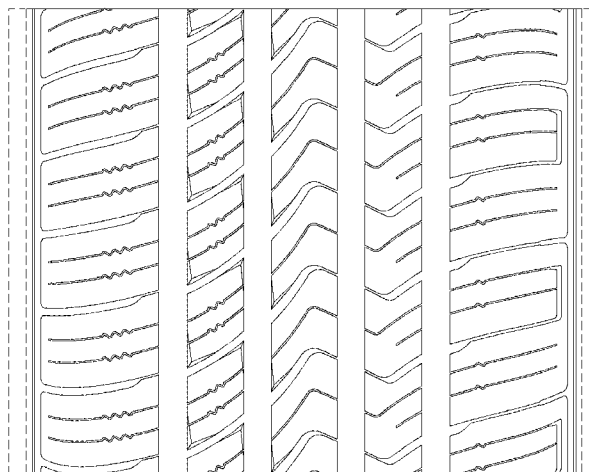
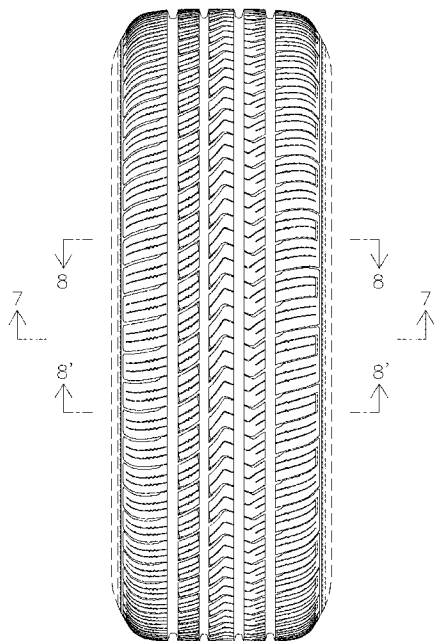
FIG. 6 is a left side view thereof;

FIG. 7 is an enlarged cross-sectional view taken along line 7-7
in FIG. 2 and line 7'-7' in FIG. 5; and,

FIG. 8 is an enlarged view taken along lines 8-8 and 8'-8' in
FIG. 2.

In the drawings, the broken lines showing portions of the
sidewall and inner bead depict portions of the tire which form
no part of the claimed design.

1 Claim, 8 Drawing Sheets



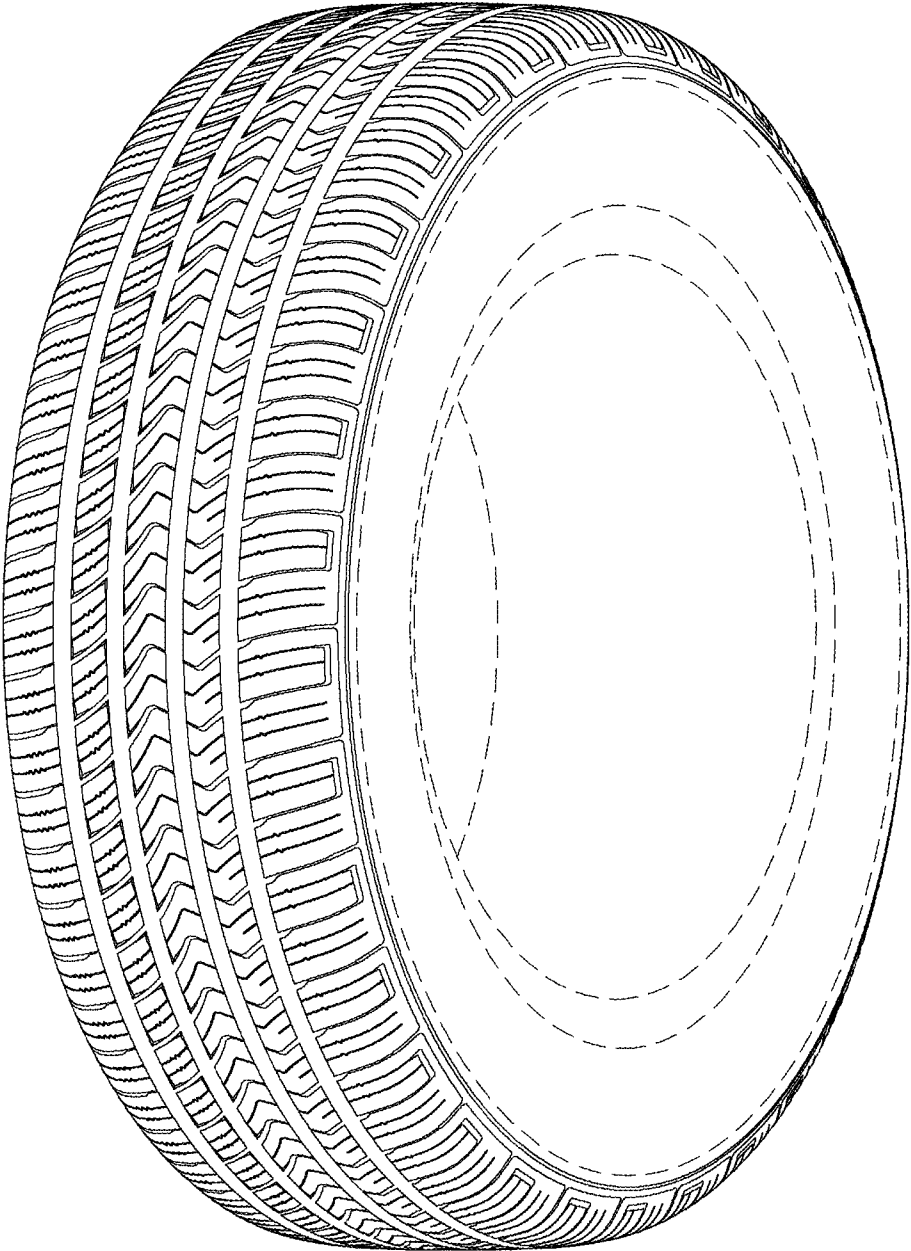


FIG. 1

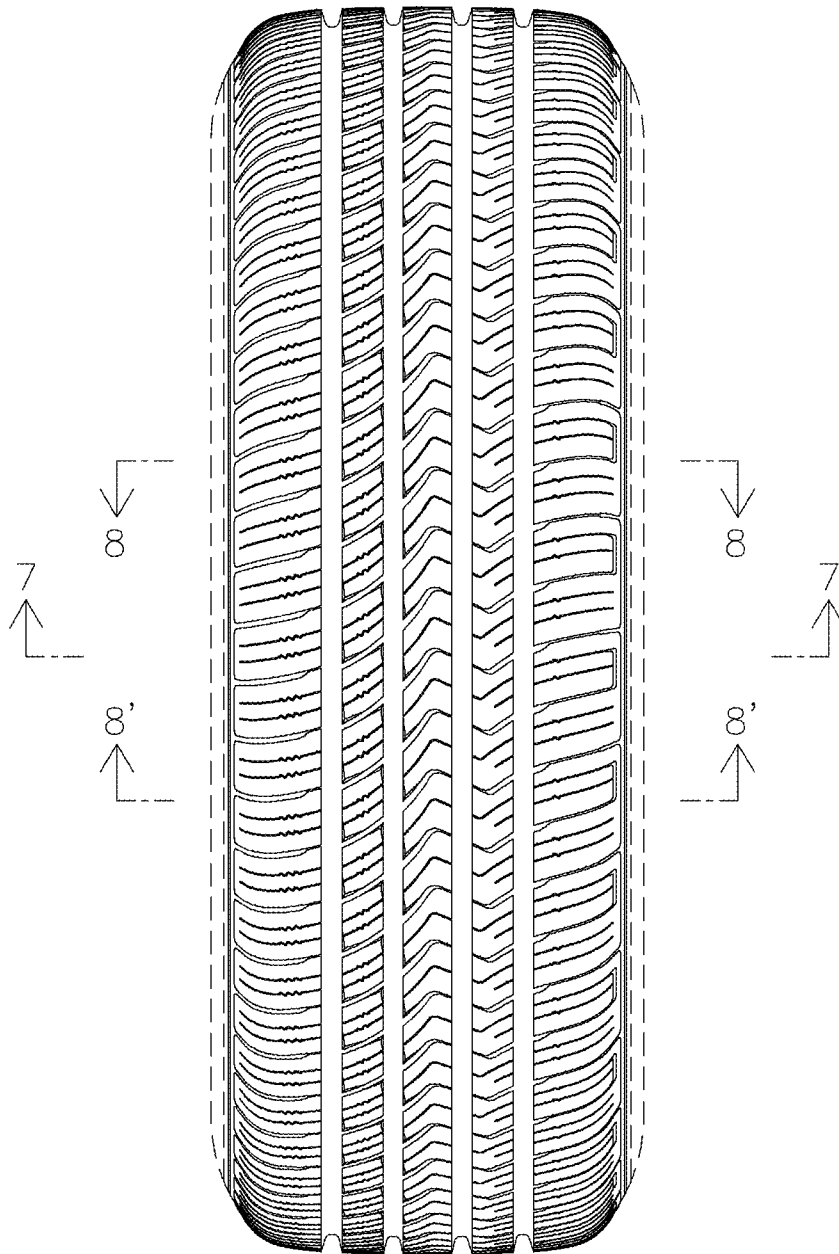


FIG. 2

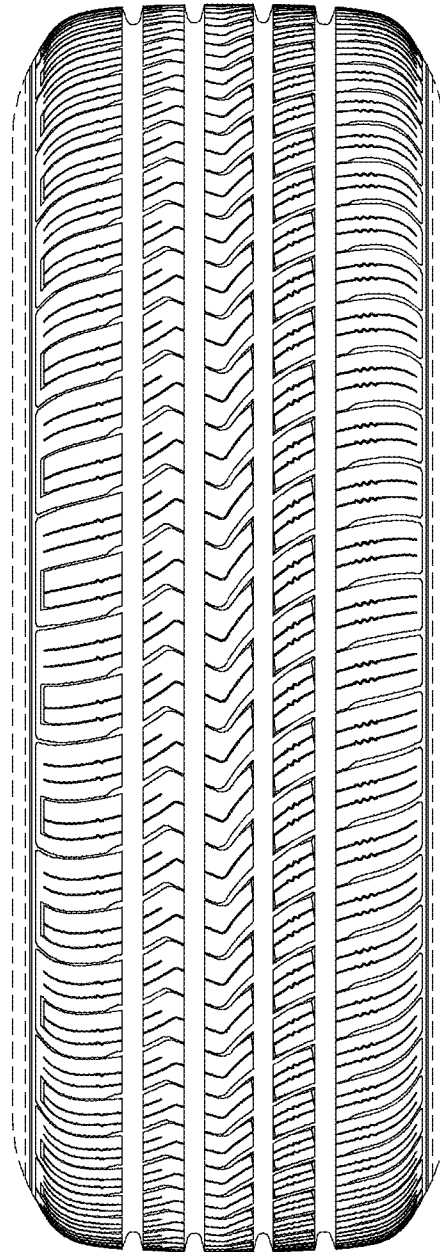


FIG. 3

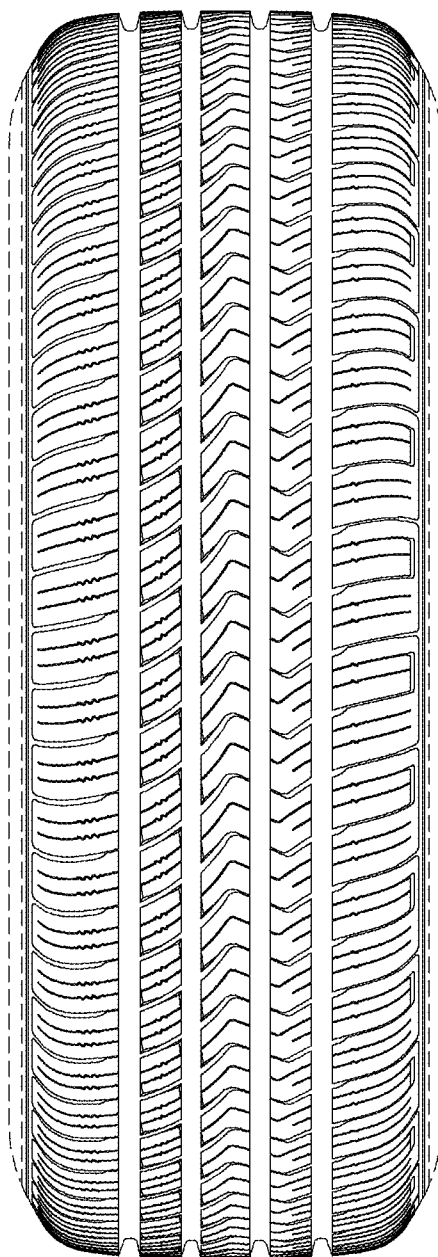


FIG. 4

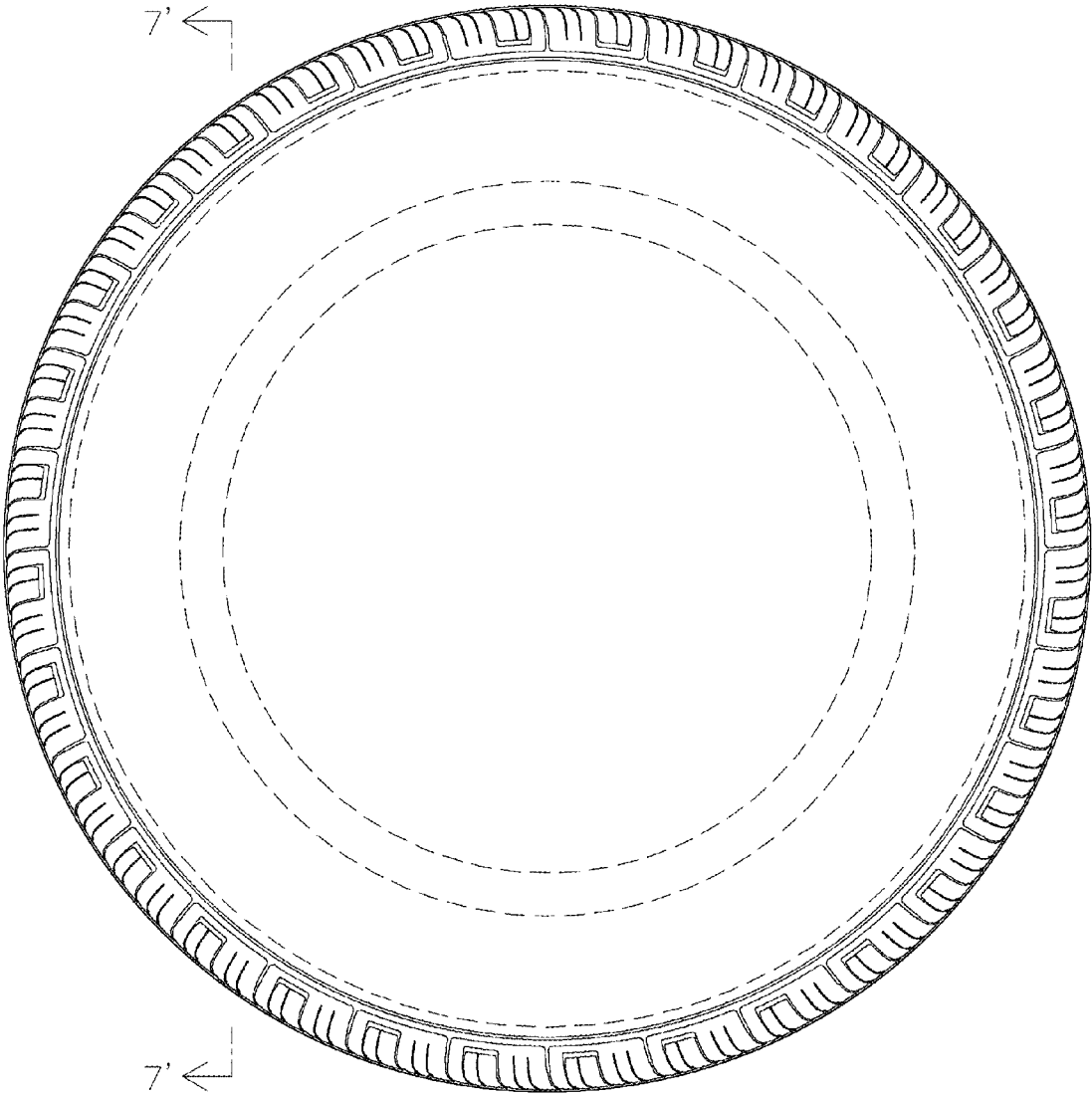


FIG. 5

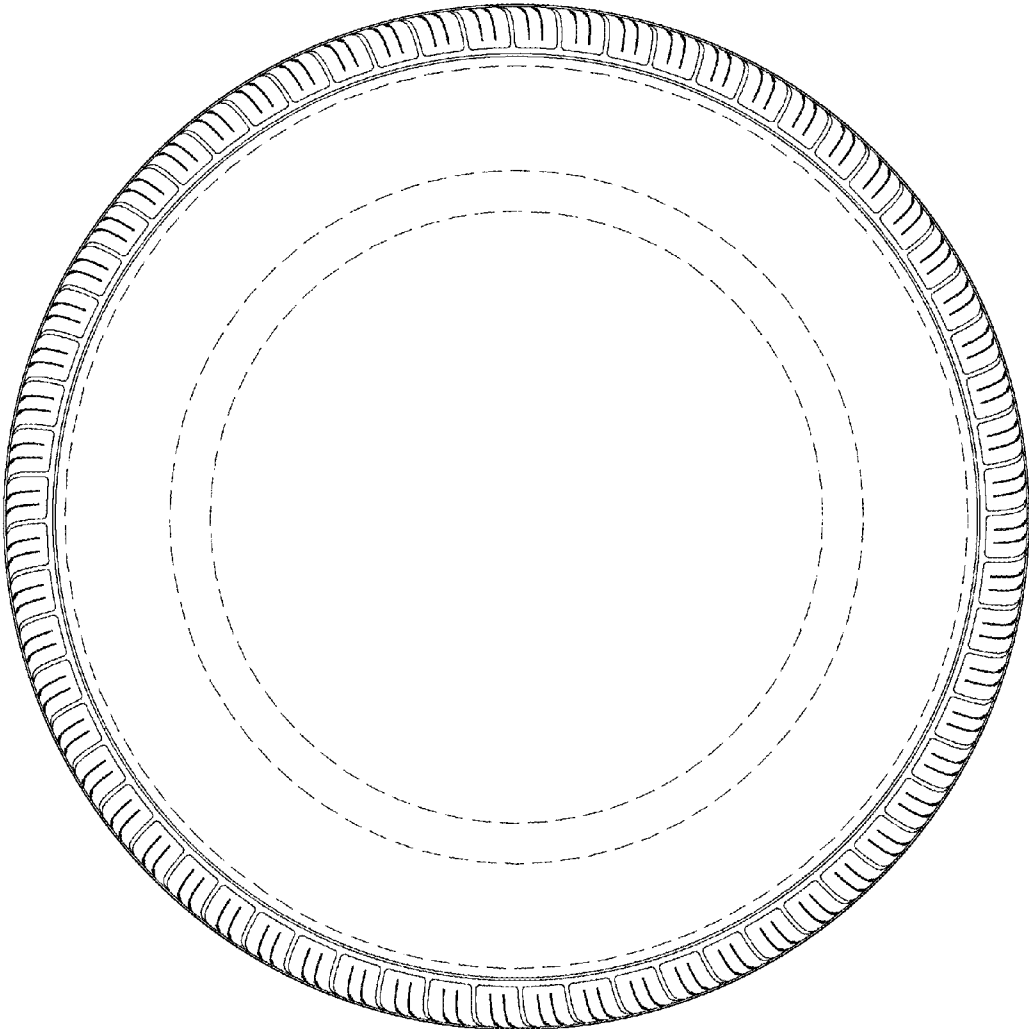


FIG. 6




FIG. 7

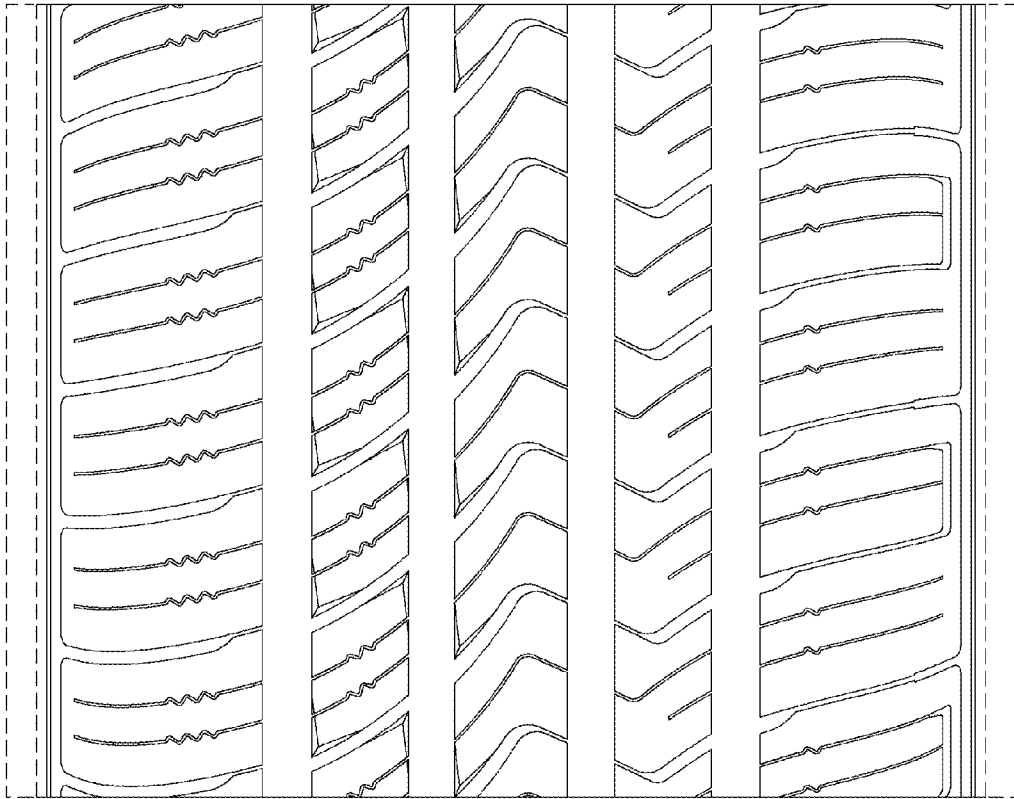


FIG. 8