



US00D660767S

(12) **United States Design Patent**
von Holzhausen et al.

(10) **Patent No.:** **US D660,767 S**

(45) **Date of Patent:** **** May 29, 2012**

(54) **VEHICLE WHEEL FRONT FACE**

(75) Inventors: **Franz von Holzhausen**, Malibu, CA (US); **Bernard Lee**, Aliso Viejo, CA (US)

(73) Assignee: **Tesla Motors, Inc.**, Palo Alto, CA (US)

(**) Term: **14 Years**

(21) Appl. No.: **29/412,804**

(22) Filed: **Feb. 8, 2012**

(51) **LOC (9) Cl.** **12-16**

(52) **U.S. Cl.** **D12/209**

(58) **Field of Classification Search** D12/204-213;
301/37.101, 64.101, 65, 64.201
See application file for complete search history.

(56) **References Cited**

U.S. PATENT DOCUMENTS

D431,514 S *	10/2000	Cullen	D12/209
D569,322 S *	5/2008	Scheu	D12/211
D574,311 S *	8/2008	Chung	D12/209
D581,852 S *	12/2008	Scheu	D12/211
D588,517 S *	3/2009	Aroney	D12/211

D590,322 S *	4/2009	Rak	D12/211
D594,804 S *	6/2009	Laengerer	D12/211
D626,051 S *	10/2010	Fisker et al.	D12/209
D644,589 S *	9/2011	Fisker et al.	D12/211
D655,657 S *	3/2012	Juergens et al.	D12/209
D655,661 S *	3/2012	Truebsbach	D12/211

* cited by examiner

Primary Examiner — Stacia Cadmus

(74) *Attorney, Agent, or Firm* — Patent Law Office of David G. Beck

(57) **CLAIM**

The ornamental design for a vehicle wheel front face, as shown and described.

DESCRIPTION

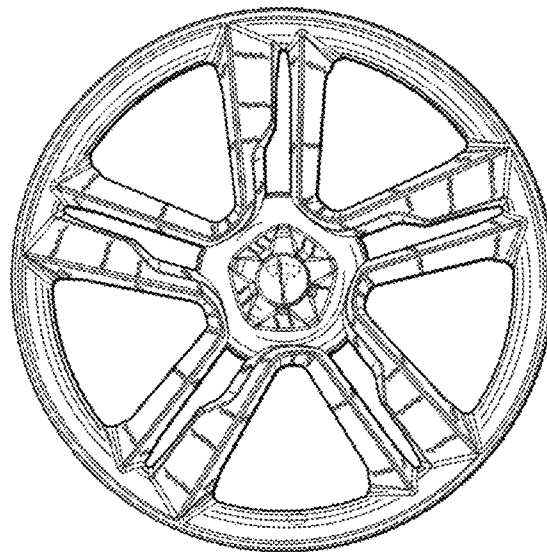
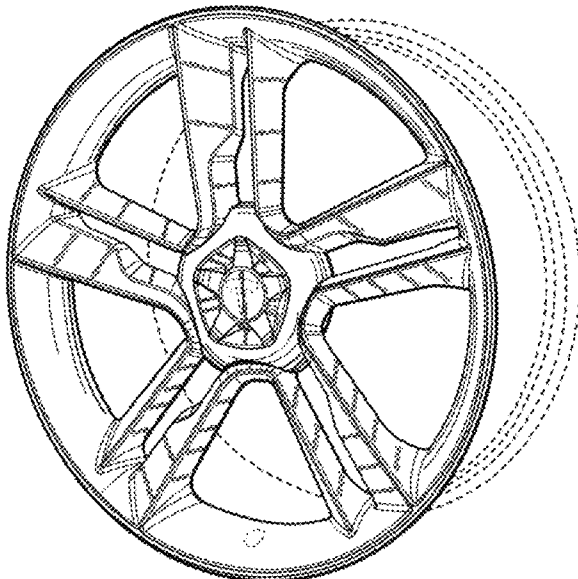
FIG. 1 is a perspective view of a front face of a wheel for a motor vehicle;

FIG. 2 is a front elevational view thereof; and,

FIG. 3 is a side elevational view thereof.

The broken lines are for illustrative purposes and form no part of the claimed design.

1 Claim, 3 Drawing Sheets



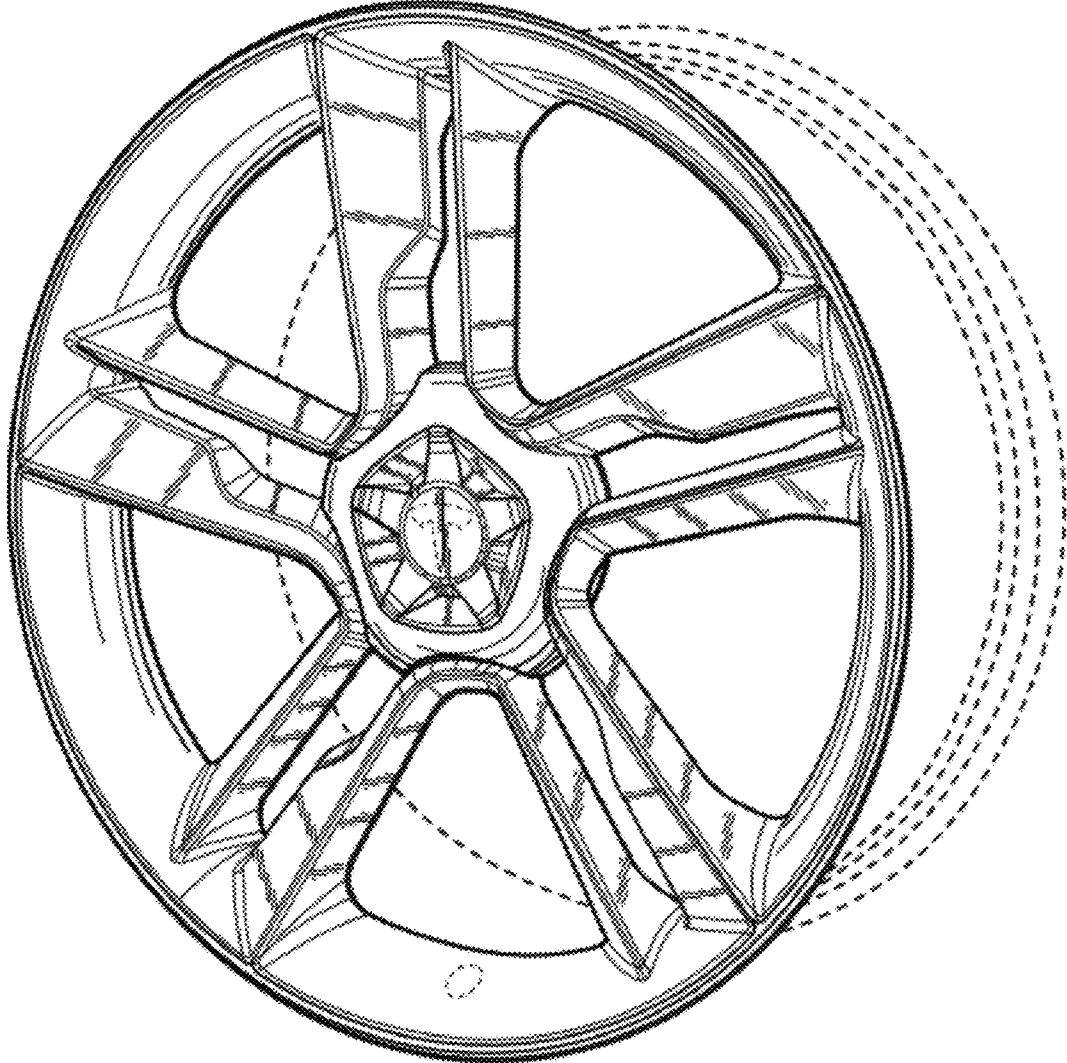


FIG. 1




FIG. 2




FIG. 3