



US00D995169S

(12) **United States Design Patent**
Gao

(10) **Patent No.:** **US D995,169 S**

(45) **Date of Patent:** **** Aug. 15, 2023**

(54) **CABINET**

(71) Applicant: **Yingdi Gao**, Luoyang (CN)

(72) Inventor: **Yingdi Gao**, Luoyang (CN)

(**) Term: **15 Years**

(21) Appl. No.: **29/885,694**

(22) Filed: **Feb. 28, 2023**

(51) **LOC (14) Cl.** **06-04**

(52) **U.S. Cl.**
USPC **D6/671**

(58) **Field of Classification Search**

USPC D6/375, 675, 675.1, 675.3, 657, 672,
D6/660, 661, 667, 671, 671.1; D23/410
CPC A47B 47/024; A47B 57/06; A47B 57/50;
A47B 96/00; A47B 96/1441

See application file for complete search history.

(56) **References Cited**

U.S. PATENT DOCUMENTS

D223,373 S * 4/1972 Elvestad D6/667
D558,483 S 1/2008 Bertch et al.
D711,169 S * 8/2014 Anderson D6/671.1
D713,177 S * 9/2014 Litt D6/671.1
D912,442 S * 3/2021 Li D6/671.1
D933,402 S * 10/2021 Karlsson D6/671.1

D942,782 S * 2/2022 Li D6/671.1
D948,898 S 4/2022 Velez
D965,350 S 10/2022 Velez
D971,650 S * 12/2022 Wang D6/671.1
D980,658 S * 3/2023 Gao D6/671.1
D981,769 S * 3/2023 Xiao D6/671.1
D982,943 S * 4/2023 Li D6/671.1

* cited by examiner

Primary Examiner — Paul D Bohannon

(74) *Attorney, Agent, or Firm* — Jose Cherson Weissbrot

(57) **CLAIM**

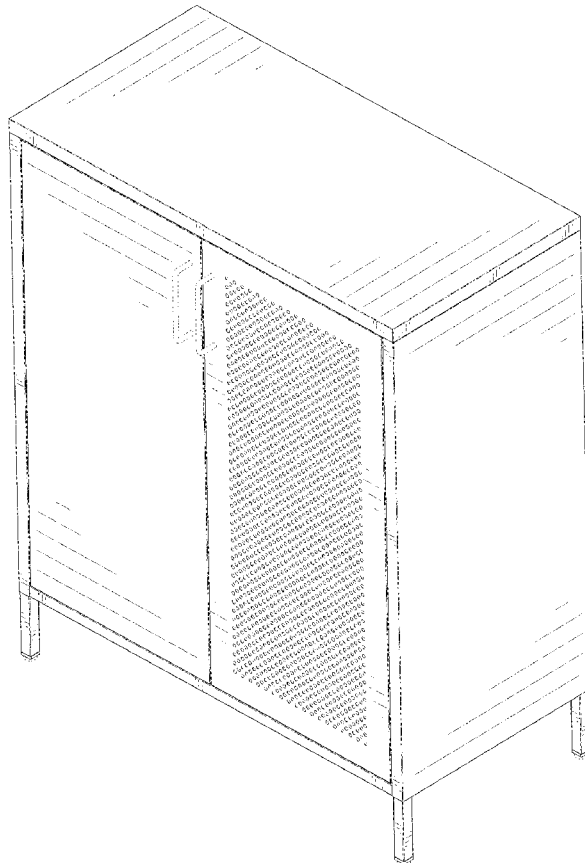
The ornamental design for a cabinet, as shown and described.

DESCRIPTION

FIG. 1 is a first perspective view of a cabinet showing my new design;
FIG. 2 is a second perspective view thereof;
FIG. 3 is a front view thereof;
FIG. 4 is a back view thereof;
FIG. 5 is a left side view thereof;
FIG. 6 is a right side view thereof;
FIG. 7 is a top view thereof; and,
FIG. 8 is a bottom view thereof.

The broken lines shown in the drawings depict portions of the cabinet that form no part of the claimed design.

1 Claim, 8 Drawing Sheets



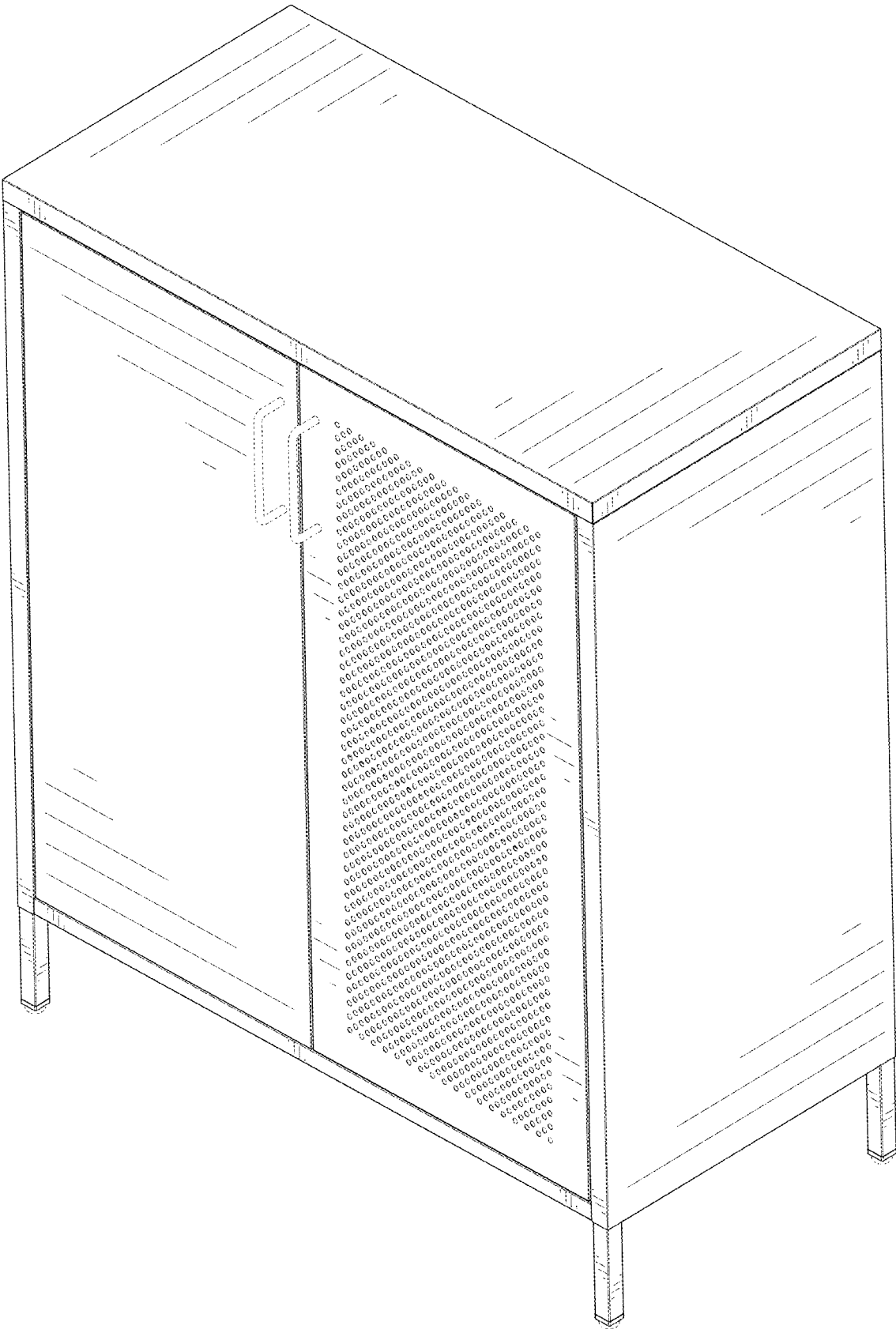


FIG. 1




FIG. 2




FIG. 3




FIG. 4




FIG. 5




FIG. 6




FIG. 7

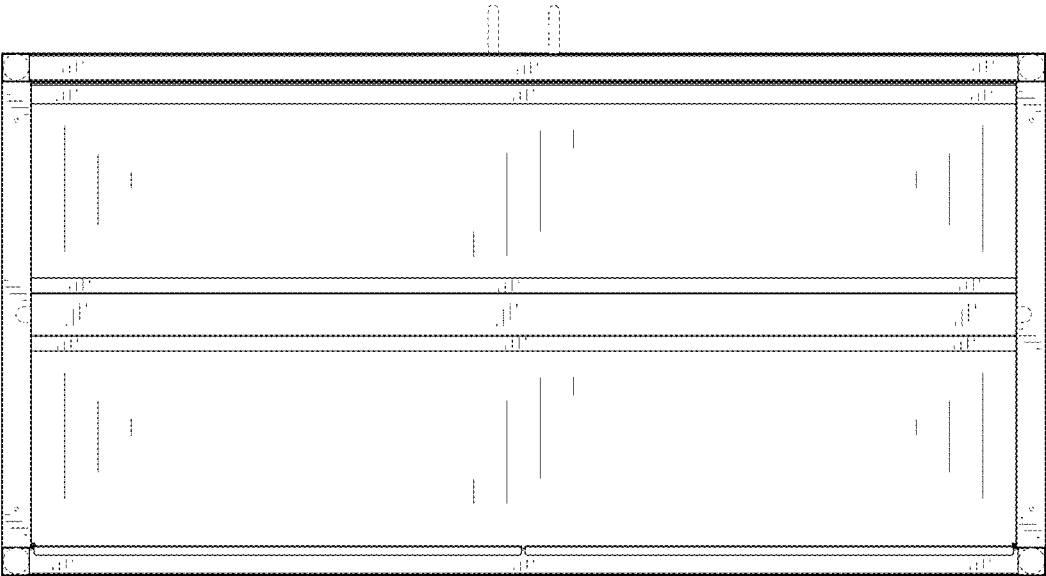


FIG. 8