



US00D697007S

(12) **United States Design Patent**
Pollmann

(10) **Patent No.:** **US D697,007 S**
(45) **Date of Patent:** **** Jan. 7, 2014**

(54) **VEHICLE WHEEL**

(71) Applicant: **Bayerische Motoren Werke Aktiengesellschaft, Munich (DE)**

(72) Inventor: **Gert Pollmann, Boehmfeld (DE)**

(73) Assignee: **Bayerische Motoren Werke Aktiengesellschaft, Munich (DE)**

(**) Term: **14 Years**

(21) Appl. No.: **29/450,380**

(22) Filed: **Mar. 18, 2013**

(30) **Foreign Application Priority Data**

Sep. 28, 2012 (DE) 40 2012 100 839

(51) **LOC (10) Cl.** **12-16**

(52) **U.S. Cl.**
USPC **D12/209**

(58) **Field of Classification Search**
USPC D12/204-213; 301/37.101, 64.101, 65,
301/64.201
See application file for complete search history.

(56) **References Cited**

U.S. PATENT DOCUMENTS

D474,139 S	5/2003	Warming	
D522,434 S *	6/2006	Langer	D12/209
D538,216 S	3/2007	Syha	
D590,757 S *	4/2009	Froehlich	D12/209
D598,834 S *	8/2009	Juergens et al.	D12/209
D613,657 S *	4/2010	Cortes	D12/209
D614,558 S *	4/2010	Luciani et al.	D12/209
D617,243 S	6/2010	Juergens et al.	
D625,675 S *	10/2010	Juergens et al.	D12/209
D626,052 S *	10/2010	Majdandzic	D12/209
D635,904 S *	4/2011	Futschik et al.	D12/209
D644,588 S *	9/2011	Schweizer	D12/211

D645,391 S *	9/2011	Weil	D12/209
D649,503 S *	11/2011	Platto et al.	D12/209
D659,068 S *	5/2012	Johnson	D12/211
D669,833 S	10/2012	Pollmann	
D670,632 S *	11/2012	Schweizer	D12/211
D671,059 S	11/2012	Pollmann	
D671,477 S	11/2012	Juergens et al.	
D672,702 S	12/2012	Pollmann	
D673,093 S *	12/2012	Platto et al.	D12/209
D674,330 S *	1/2013	Kito	D12/209

FOREIGN PATENT DOCUMENTS

DE	40106965.6	1/2002
EM	000577945-0002	9/2006
EM	001621541-0001	8/2010
EM	001684507-0004	10/2010
EM	002016113-0001	3/2012
EM	002016113-0011	3/2012
EM	002016113-0013	3/2012
EM	002016113-0014	3/2012

* cited by examiner

Primary Examiner — Stacia Cadmus

(74) *Attorney, Agent, or Firm* — Crowell & Moring LLP

(57) **CLAIM**

The ornamental design for a vehicle wheel, as shown and described.

DESCRIPTION

FIG. 1 is a perspective view of a vehicle wheel according to the design;

FIG. 2 is an additional perspective view thereof;

FIG. 3 is an additional perspective view thereof;

FIG. 4 is a front view thereof;

FIG. 5 is a rear view thereof in a lighter gray scale, representing environmental features that form no part of the claimed design; and,

FIG. 6 is a side view thereof.

1 Claim, 6 Drawing Sheets






Fig. 1



Fig. 2



Fig. 3



Fig. 4




Fig. 5




Fig. 6