



US00D707666S

(12) **United States Design Patent**
Ting et al.

(10) **Patent No.:** **US D707,666 S**

(45) **Date of Patent:** **** Jun. 24, 2014**

(54) **WIRELESS VIDEO BRIDGE**

(71) Applicant: **Wistron NeWeb Corporation**, Hsinchu (TW)

(72) Inventors: **Yun-Yi Ting**, Hsinchu (TW); **Ying-Chih Liu**, Hsinchu (TW); **Yi-Chin Huang**, Hsinchu (TW)

(73) Assignee: **Wistron NeWeb Corporation**, Hsinchu Science Park, Hsinchu (TW)

(**) Term: **14 Years**

(21) Appl. No.: **29/437,557**

(22) Filed: **Nov. 19, 2012**

(30) **Foreign Application Priority Data**

Sep. 12, 2012 (TW) 101305335

(51) **LOC (10) Cl.** **14-03**

(52) **U.S. Cl.**
USPC **D14/240**

(58) **Field of Classification Search**
USPC D14/242, 240, 435.1, 357, 358,
D14/140-140.9, 155, 137, 139, 243, 348,
D14/349, 351, 354, 355, 138 AD; 375/222;
455/557; 725/111

See application file for complete search history.

(56) **References Cited**

U.S. PATENT DOCUMENTS

D413,021 S *	8/1999	Wheatley et al.	D14/240
D531,625 S *	11/2006	Hori	D14/230
D597,542 S *	8/2009	Solomon et al.	D14/351
D638,425 S *	5/2011	Ikeda et al.	D14/358
D638,426 S *	5/2011	Ikeda et al.	D14/358
D662,920 S *	7/2012	Neu et al.	D14/240
D681,634 S *	5/2013	Chen	D14/365
D685,355 S *	7/2013	Holleman et al.	D14/240

* cited by examiner

Primary Examiner — Bridget L Eland

(74) *Attorney, Agent, or Firm* — Winston Hsu; Scott Margo

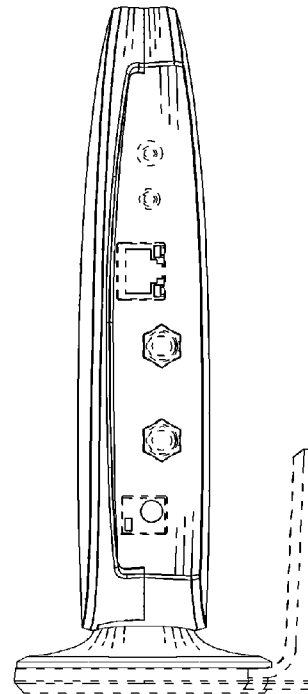
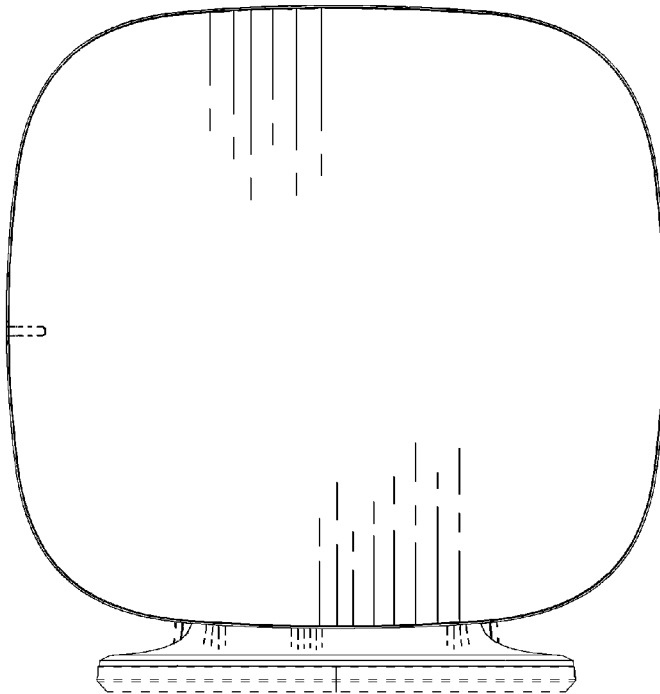
(57) **CLAIM**

The ornamental design for a wireless video bridge, as shown and described.

DESCRIPTION

FIG. 1 is a perspective view of a wireless video bridge; FIG. 2 is a front view thereof; FIG. 3 is a rear view thereof; FIG. 4 is a left side elevational view thereof; FIG. 5 is a right side elevational view thereof; FIG. 6 is a top plan view thereof; FIG. 7 is a bottom plan view thereof; and, FIG. 8 is another perspective view thereof. The broken lines immediately adjacent the shaded areas represent the bounds of the claimed design while all other broken lines are directed to environment and are for illustrative purposes only; the broken lines form no part of the claimed design.

1 Claim, 8 Drawing Sheets



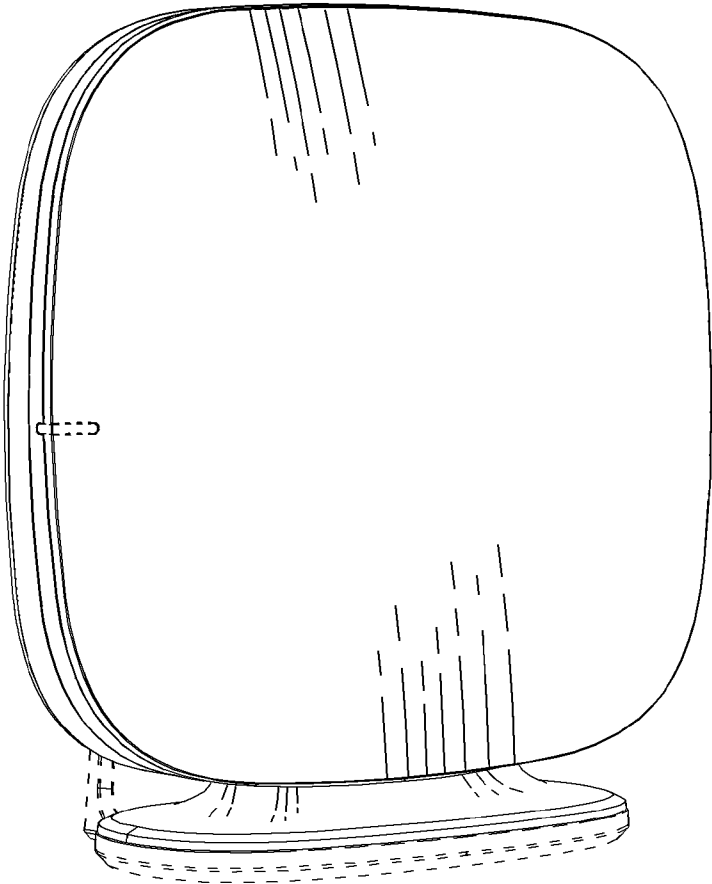


FIG. 1

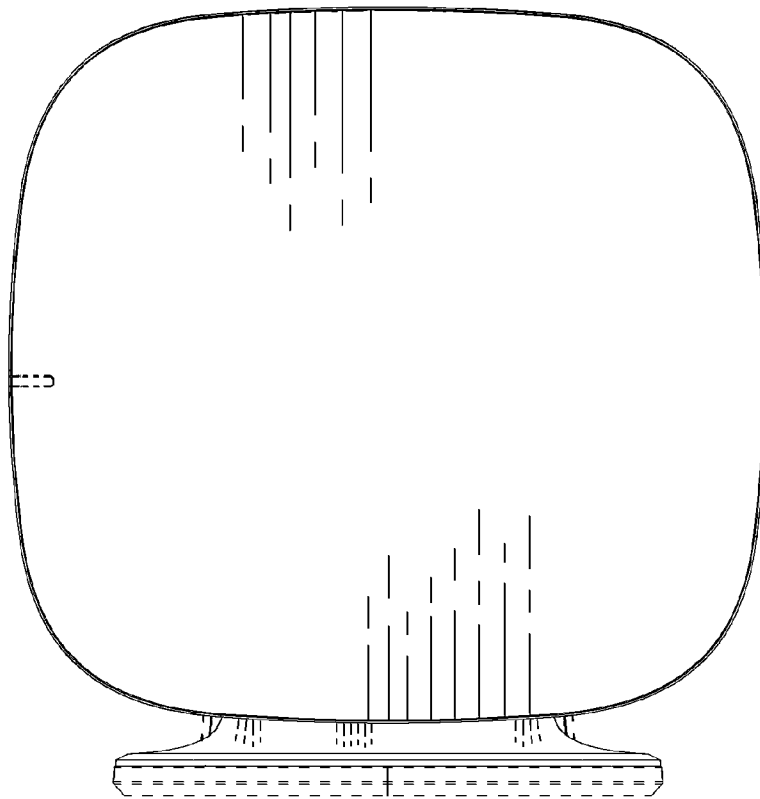


FIG. 2

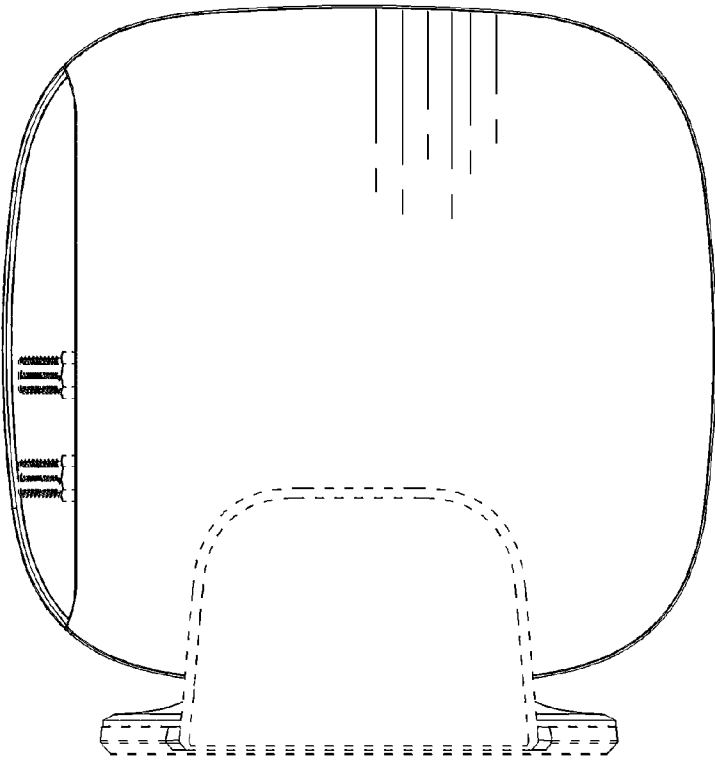


FIG. 3

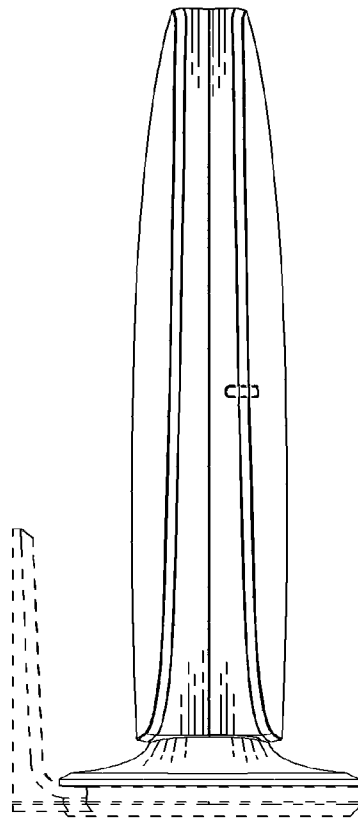


FIG. 4

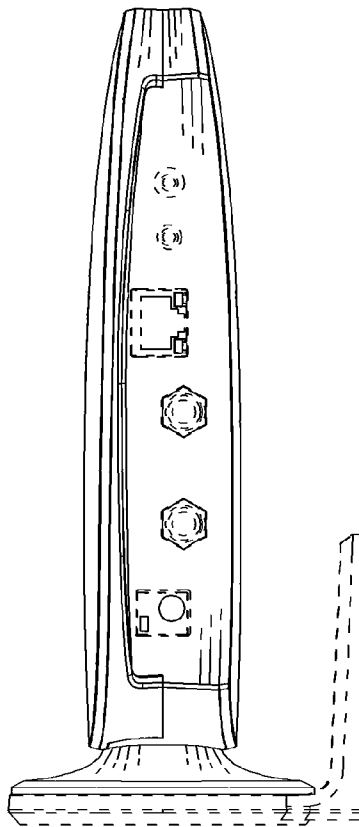


FIG. 5

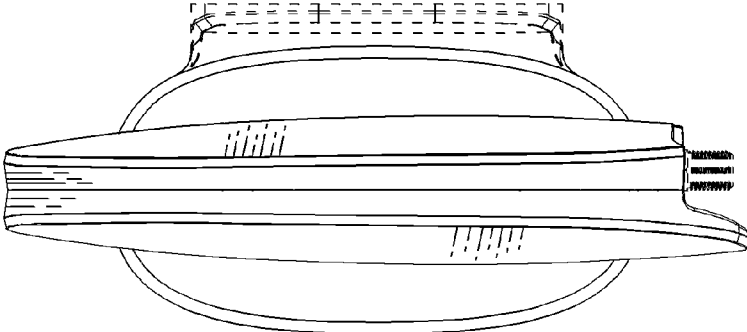


FIG. 6

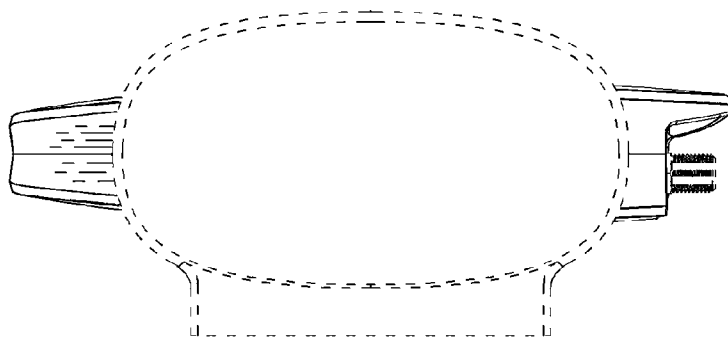


FIG. 7

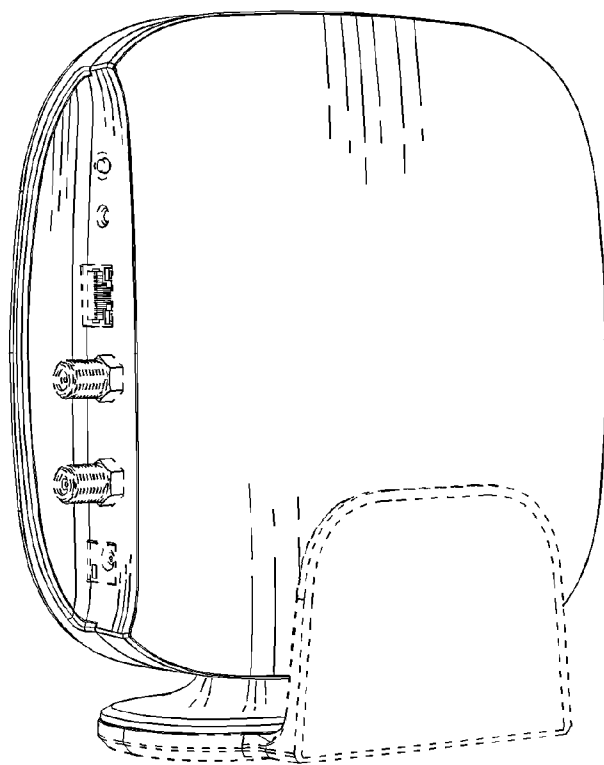


FIG. 8