



US00D830919S

(12) **United States Design Patent**  
**Zeng**

(10) **Patent No.:** **US D830,919 S**

(45) **Date of Patent:** **\*\* Oct. 16, 2018**

- (54) **AUTOMOBILE REAR BUMPER**
- (71) Applicant: **Sichuan Topfire Technology Co., Ltd.**,  
Chengdu, Sichuan (CN)
- (72) Inventor: **Cheng Zeng**, Sichuan (CN)
- (73) Assignee: **Sichuan Topfire Technology Co., Ltd.**,  
Chengdu, Sichuan (CN)
- (\*\*) Term: **15 Years**
- (21) Appl. No.: **29/590,196**
- (22) Filed: **Jan. 9, 2017**
- (51) **LOC (11) Cl.** ..... **12-16**
- (52) **U.S. Cl.**  
USPC ..... **D12/167**
- (58) **Field of Classification Search**  
USPC ..... D12/86-92, 163-172  
CPC ..... B60R 19/18; B60R 19/24; B60R 19/44;  
B60R 19/48; B60R 19/56; B60R  
2019/527; B60R 2019/1886; B62D  
25/0845  
  
See application file for complete search history.

D724,505	S *	3/2015	Schroeder	.....	D12/171
D726,605	S *	4/2015	Schroeder	.....	D12/171
D760,133	S *	6/2016	Bennett	.....	D12/171
D771,537	S *	11/2016	Hare	.....	D12/169
D775,016	S *	12/2016	Reynolds	.....	D12/171
D776,582	S *	1/2017	Bennett	.....	D12/169
D777,619	S *	1/2017	Barajas	.....	D12/167
D781,757	S *	3/2017	Baggett	.....	D12/16
D786,745	S *	5/2017	Zeng	.....	D12/167
D788,827	S *	6/2017	Okuyama	.....	D15/28
D789,258	S *	6/2017	McMath	.....	D12/167
D792,818	S *	7/2017	McMath	.....	D12/169
D793,304	S *	8/2017	McMath	.....	D12/169
D794,519	S *	8/2017	McMath	.....	D12/169
9,884,600	B2 *	2/2018	Fujimoto	.....	B60R 19/44
2013/0187395	A1 *	7/2013	Hanson	.....	B60R 19/52
					293/115
2016/0325700	A1 *	11/2016	Wheeler	.....	B60R 19/48

\* cited by examiner

Primary Examiner — Darlington Ly

(57) **CLAIM**

The ornamental design for an automobile rear bumper, as shown and described.

**DESCRIPTION**

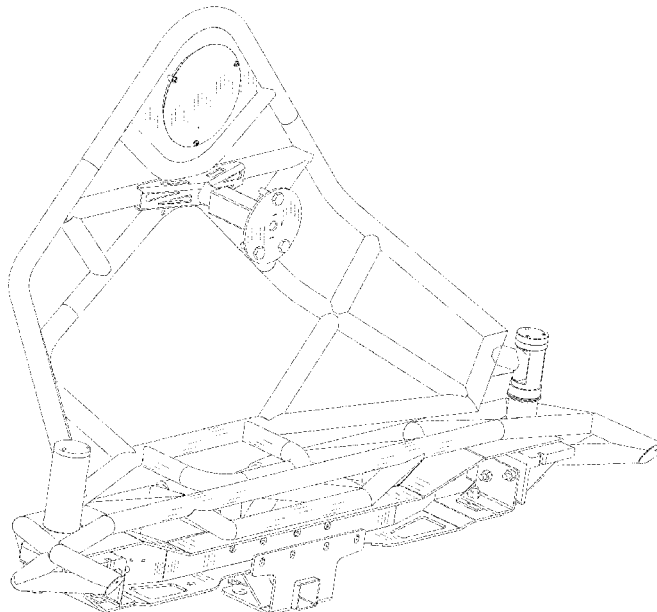
FIG. 1 is a top, front, and right perspective view of an automobile rear bumper, showing my new design;  
 FIG. 2 is a front elevation view thereof;  
 FIG. 3 is a left side elevation view thereof;  
 FIG. 4 is a right side elevation view thereof;  
 FIG. 5 is a top plan view thereof; and,  
 FIG. 6 is a bottom plan view thereof.  
 The broken lines in the drawings illustrate portions of the automobile rear bumper form no part of the claimed design.

**1 Claim, 5 Drawing Sheets**

(56) **References Cited**

**U.S. PATENT DOCUMENTS**

D300,128	S *	3/1989	Brennan	.....	D12/169
5,215,343	A *	6/1993	Fortune	.....	B60R 19/52
					293/115
D455,684	S *	4/2002	McGuinness	.....	D12/171
7,306,270	B2 *	12/2007	Helms	.....	B60R 19/52
					293/106
D572,180	S *	7/2008	Storer	.....	D12/171
D614,095	S *	4/2010	Fretz	.....	D12/171
7,703,834	B1 *	4/2010	Hardy	.....	B60R 9/06
					296/102



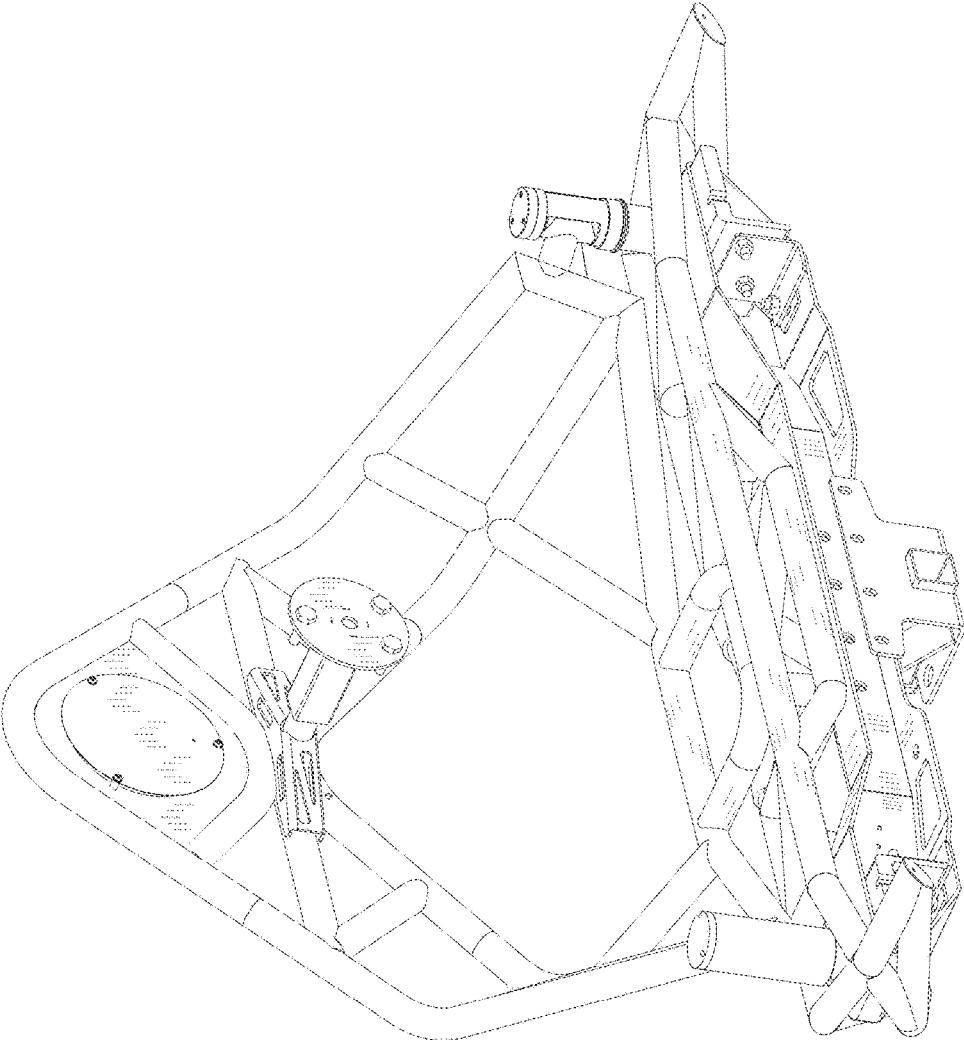


Fig. 1

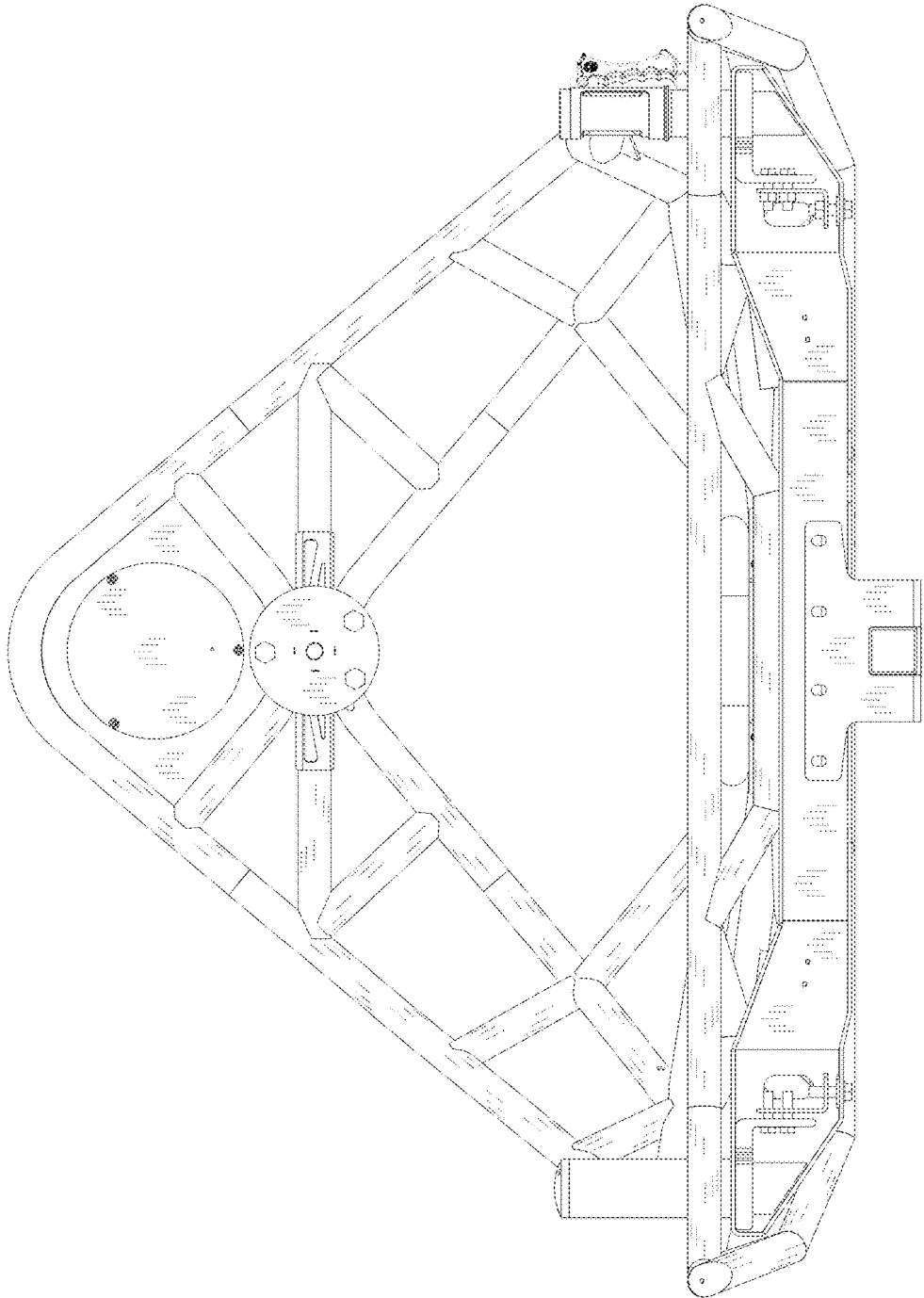


Fig. 2

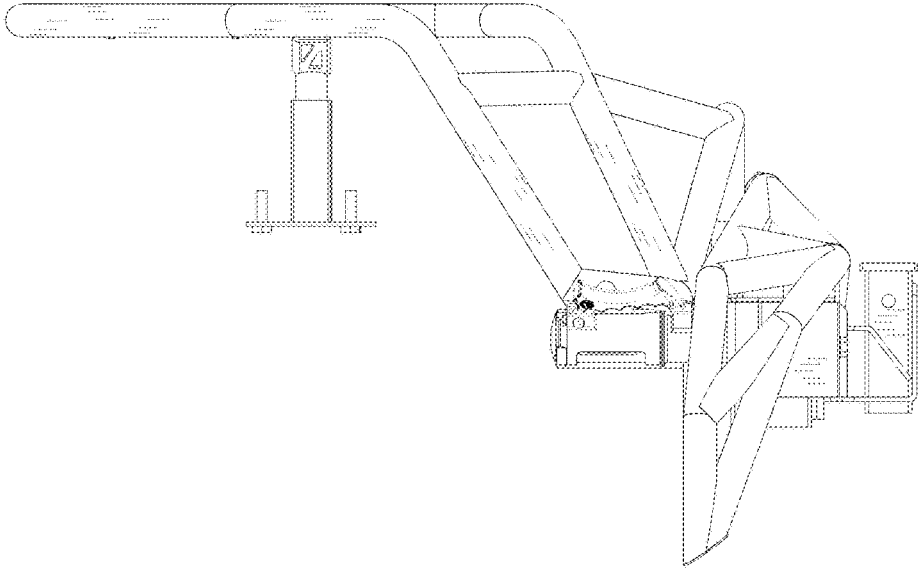


Fig. 4

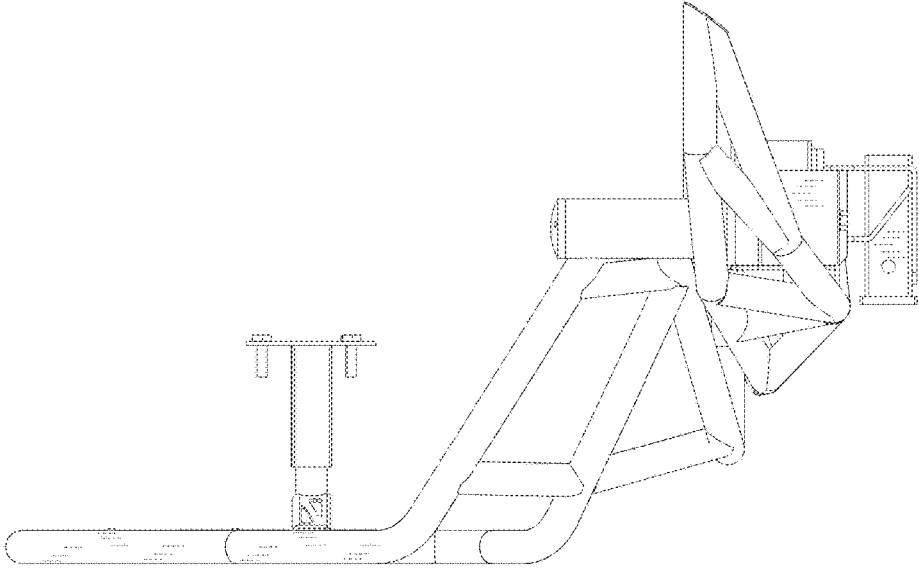


Fig. 3

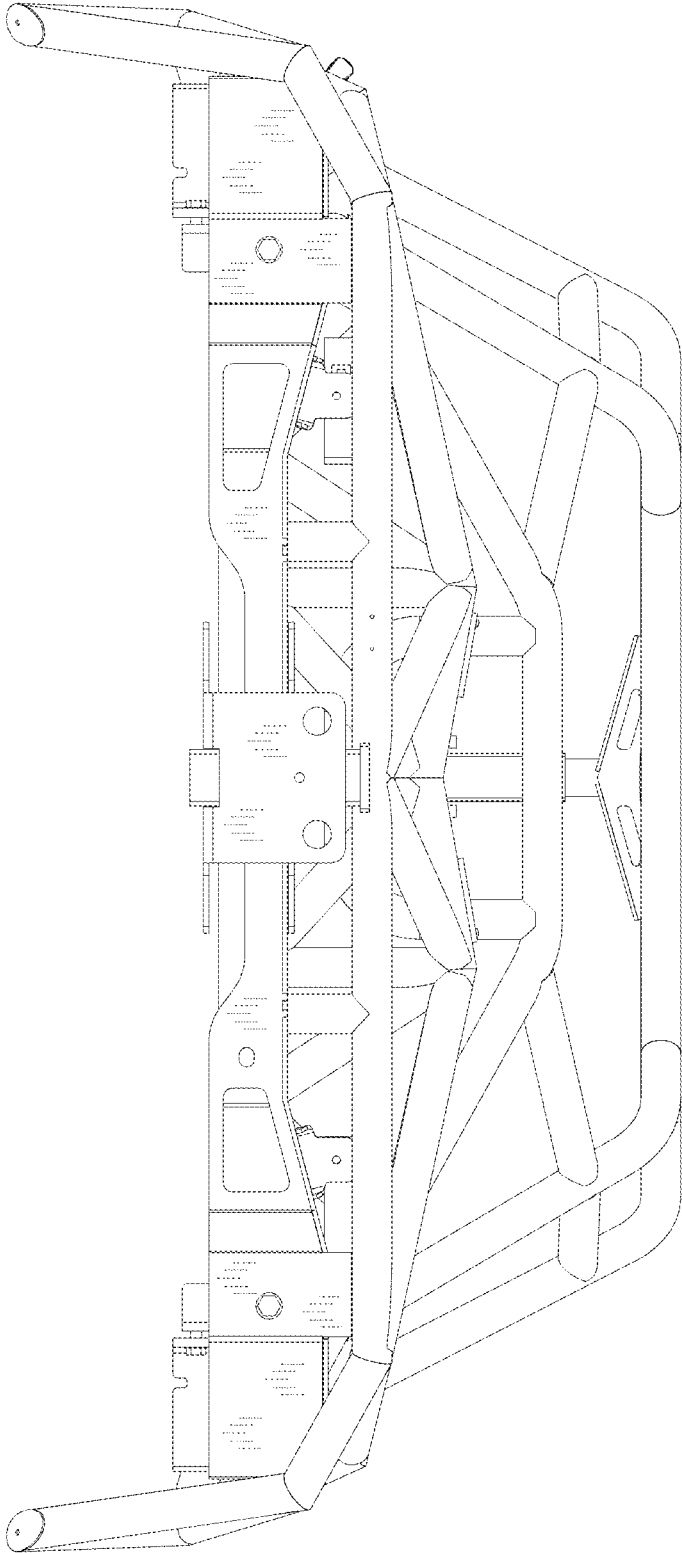


Fig. 5

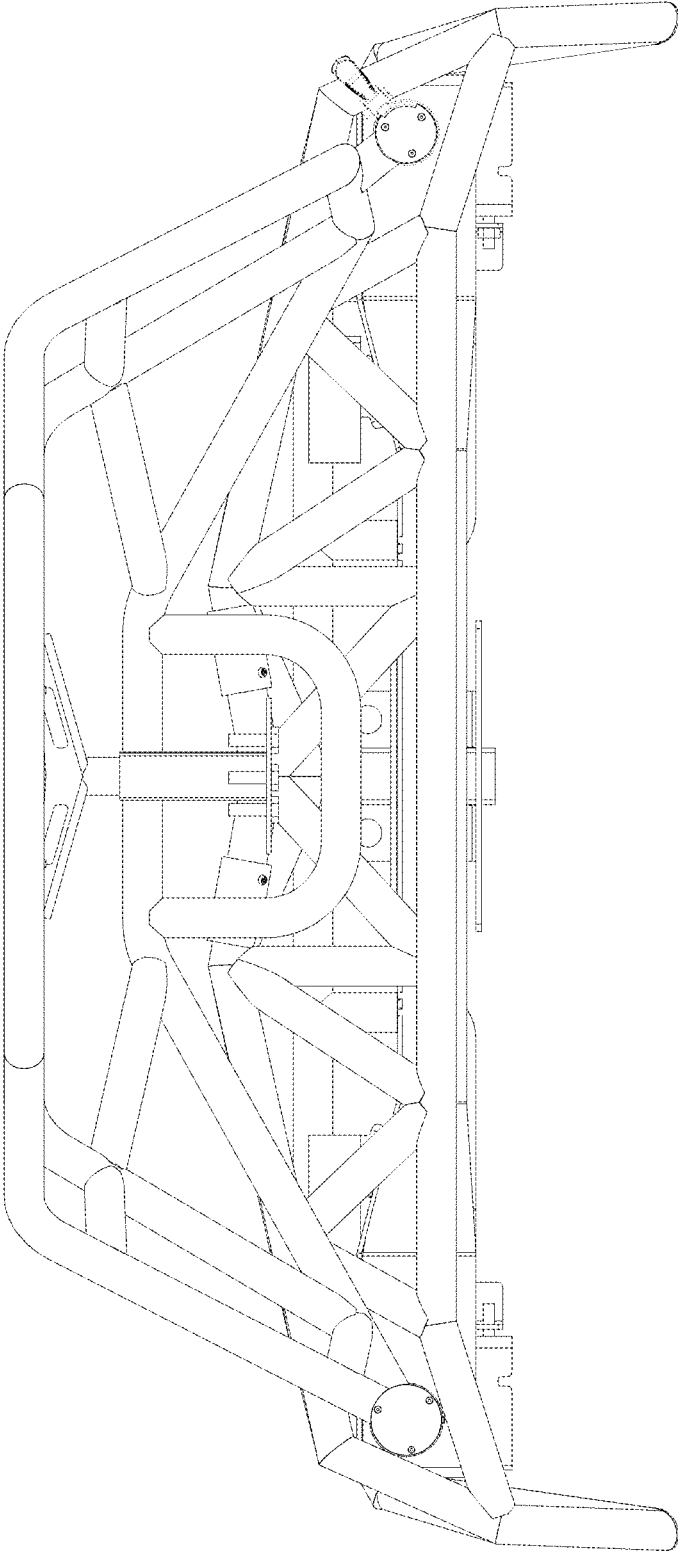


Fig. 6