



US00D561335S

(12) **United States Design Patent**
Pinter

(10) **Patent No.:** **US D561,335 S**

(45) **Date of Patent:** **** Feb. 5, 2008**

(54) **NASAL DILATOR**

(75) Inventor: **Mark Pinter**, Lumberton, NJ (US)

(73) Assignee: **BSA, LLC**, Lansdale, PA (US)

(**) Term: **14 Years**

(21) Appl. No.: **29/259,892**

(22) Filed: **May 17, 2006**

(51) **LOC (8) CL.** **24-02**

(52) **U.S. CL.** **D24/135; D24/106**

(58) **Field of Classification Search** D24/106,
D24/135; 606/199, 204.45; 604/164.1;
600/529, 184; 128/848, 200.24, 206.11

See application file for complete search history.

(56) **References Cited**

U.S. PATENT DOCUMENTS

513,458 A *	1/1894	Dayton	606/199
851,048 A *	4/1907	Woodward	606/199
1,014,758 A	1/1912	Knowlson	606/199
1,034,123 A	7/1912	Knowlson	
1,077,574 A	11/1913	Woodward	
1,232,956 A	7/1917	Mooney	606/199
1,255,578 A *	2/1918	Boxley	606/199
1,292,083 A	1/1919	Sawyer	
1,672,591 A *	6/1928	Wells	606/199
1,709,740 A	4/1929	Rogers	
2,064,986 A	12/1936	Mezz	128/858
2,515,756 A	7/1950	Bove	128/342
D325,439 S	4/1992	Apple et al.	D24/135
5,476,091 A	12/1995	Johnson	128/200.24
5,479,944 A	1/1996	Petruson	128/858
5,522,837 A	6/1996	Latina	606/201
RE35,408 E	12/1996	Petruson	128/858

5,816,241 A	10/1998	Cook	128/200.24
5,895,409 A *	4/1999	Mehdizadeh	606/199
5,922,006 A	7/1999	Sugerman	606/204.45
6,015,425 A	1/2000	Altadonna, Jr.	606/204.45
6,270,512 B1 *	8/2001	Rittmann	606/199
2004/0111109 A1 *	6/2004	Ruiz	606/199
2006/0207598 A1 *	9/2006	Thomas	128/206.11

FOREIGN PATENT DOCUMENTS

WO WO96/01093 1/1996

* cited by examiner

Primary Examiner—Ian Simmons

Assistant Examiner—Carissa C Fitts

(74) *Attorney, Agent, or Firm*—Synnestvedt & Lechner LLP

(57) **CLAIM**

I claim the ornamental design for a nasal dilator, as shown and described.

DESCRIPTION

FIG. 1 is a front view of a first embodiment of my design for a nasal dilator;

FIG. 2 is a rear view of the design for a nasal dilator shown in FIG. 1;

FIG. 3 is a top view of the design for a nasal dilator shown in FIG. 1;

FIG. 4 is a bottom view of the design for a nasal dilator shown in FIG. 1;

FIG. 5 is a right side view of the design for a nasal dilator shown in FIG. 1; and,

FIG. 6 is a left sided view of the design for a nasal dilator shown in FIG. 1.

1 Claim, 2 Drawing Sheets

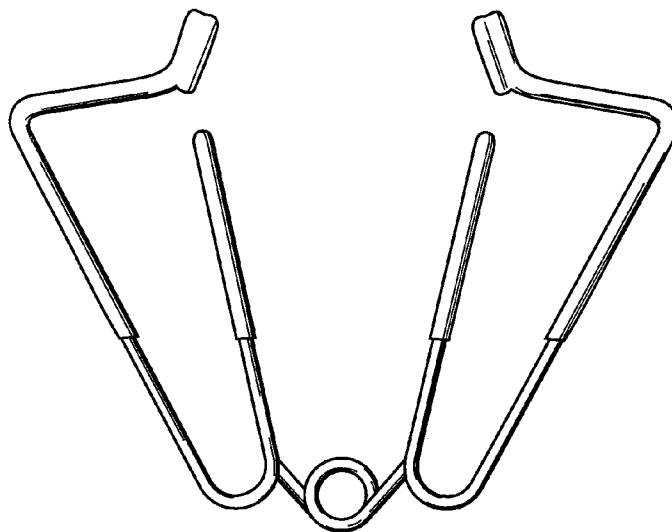


FIG.1

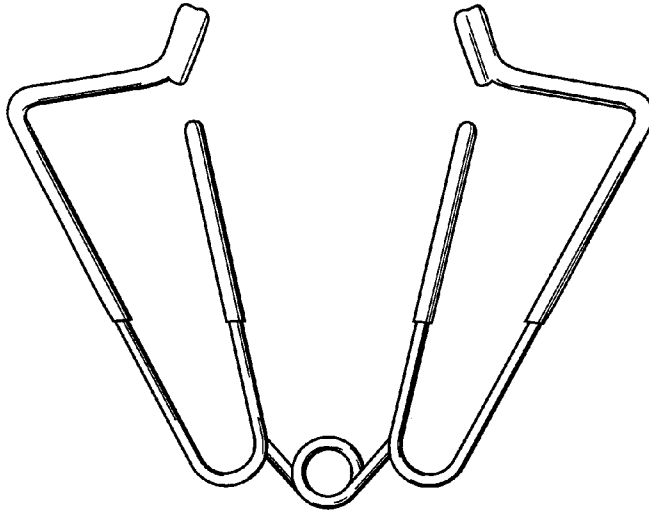


FIG.2

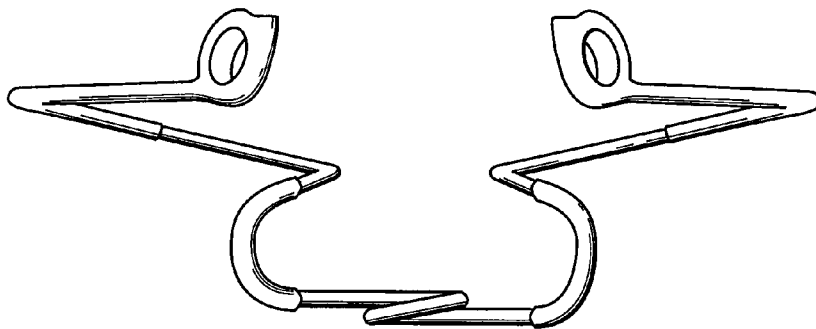
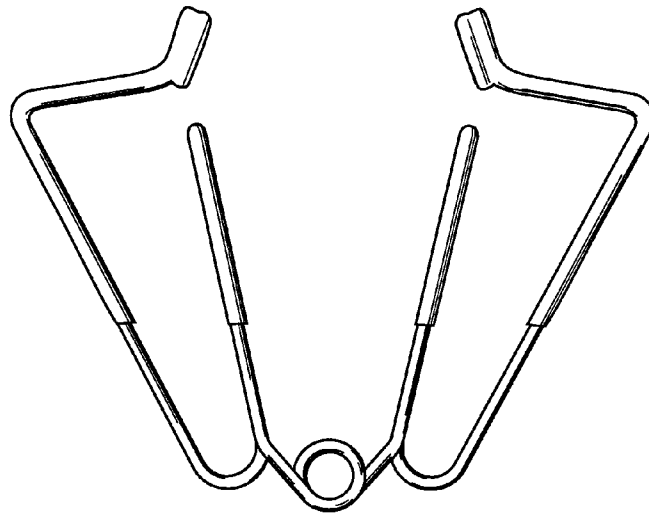


FIG.3

FIG.4

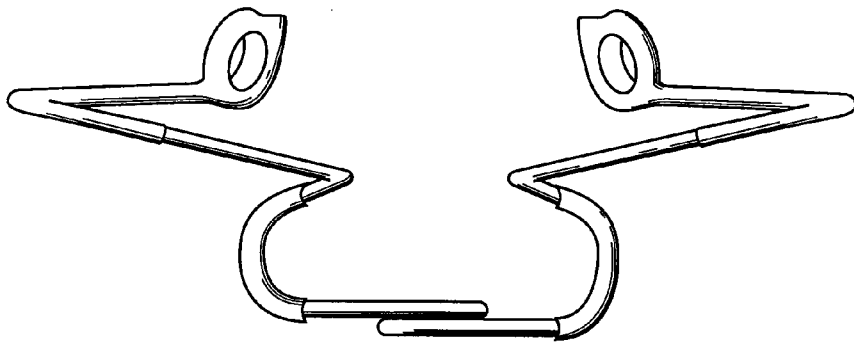


FIG.5

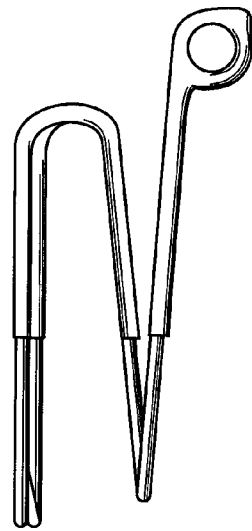
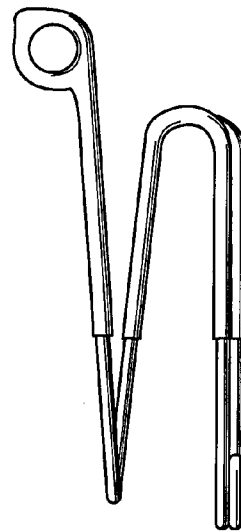


FIG.6