



US00D901450S

(12) **United States Design Patent**  
**Wang**

(10) **Patent No.:** **US D901,450 S**

(45) **Date of Patent:** **\*\* Nov. 10, 2020**

(54) **REMOTE CONTROL**

(71) Applicant: **Huan Wang**, Shenzhen (CN)

(72) Inventor: **Huan Wang**, Shenzhen (CN)

(\*\*) Term: **15 Years**

(21) Appl. No.: **29/690,398**

(22) Filed: **May 7, 2019**

(51) **LOC (12) Cl.** ..... **14-03**

(52) **U.S. Cl.**

USPC ..... **D14/218**

(58) **Field of Classification Search**

USPC ..... D13/168; D14/218

CPC ..... G06F 3/0219; G06F 3/033; G09G 5/00;

G08C 17/02; H01H 9/0214; H01H

9/0235; H01H 9/0242

See application file for complete search history.

(56) **References Cited**

**U.S. PATENT DOCUMENTS**

D628,985 S \* 12/2010 VanDuyne ..... D14/218

D633,478 S \* 3/2011 Bolton ..... D14/218

D654,476 S \* 2/2012 Weitgasser ..... D14/218

D664,945 S *	8/2012	Morris	.....	D14/218
D703,190 S *	4/2014	Zaslavsky	.....	D14/218
D714,762 S *	10/2014	O'Neil	.....	D14/218
10,296,038 B2 *	5/2019	Maier	.....	G05G 9/02
D856,309 S *	8/2019	Pang	.....	D14/218
D856,310 S *	8/2019	Lu	.....	D14/218
D856,978 S *	8/2019	Lu	.....	D14/218
D882,550 S *	4/2020	Wang	.....	D14/218
D882,551 S *	4/2020	Wang	.....	D14/218
D887,393 S *	6/2020	Maier	.....	D14/218
2020/0023491 A1 *	1/2020	Maier	.....	B24C 1/003

\* cited by examiner

*Primary Examiner* — Selina Sikder

(57) **CLAIM**

The ornamental design for a remote control, as shown.

**DESCRIPTION**

FIG. 1 is a front elevational view of a remote control showing my new design;

FIG. 2 is a rear elevational view thereof;

FIG. 3 is a left side view thereof;

FIG. 4 is a right side view thereof;

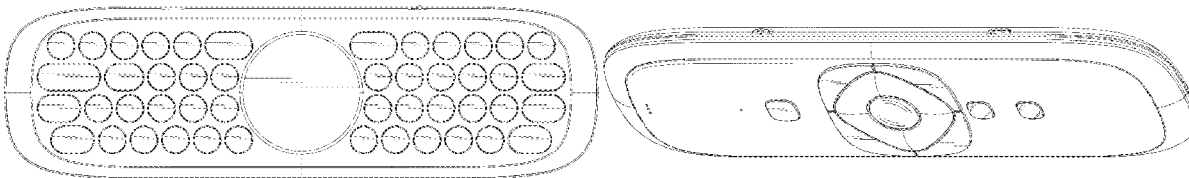
FIG. 5 is a top plan view thereof;

FIG. 6 is a bottom plan view thereof;

FIG. 7 is a perspective view thereof; and,

FIG. 8 is another perspective view thereof.

**1 Claim, 8 Drawing Sheets**



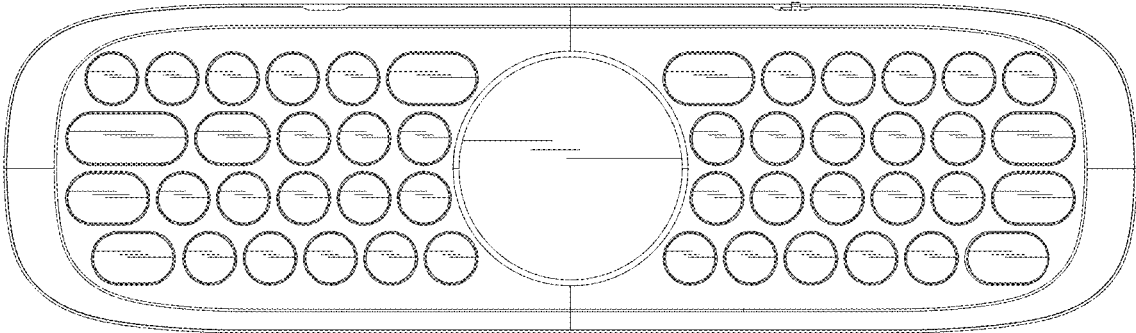


Fig. 1

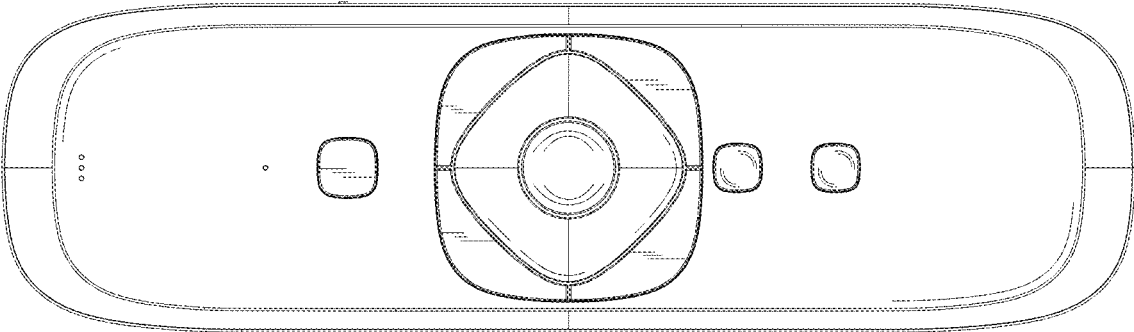


Fig. 2

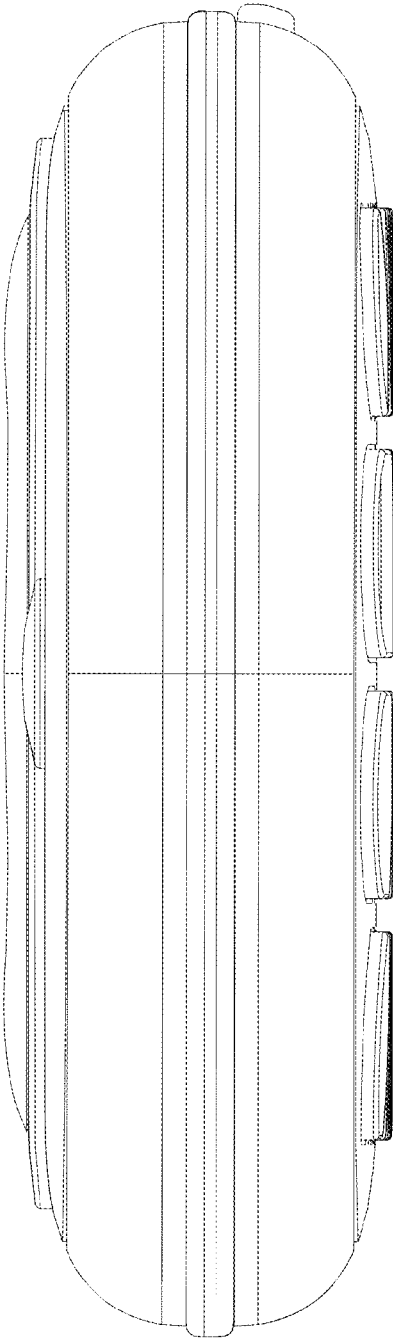


Fig. 3

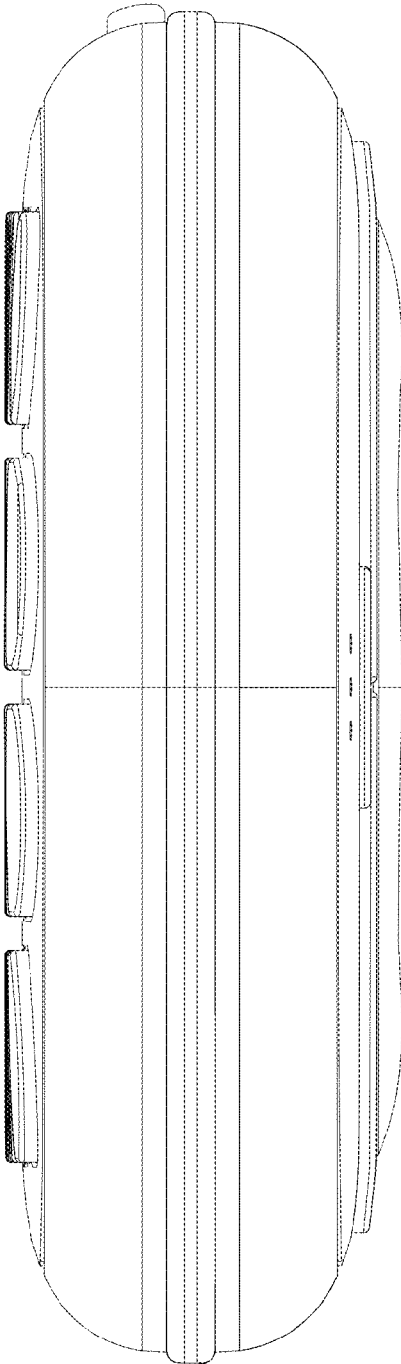


Fig. 4

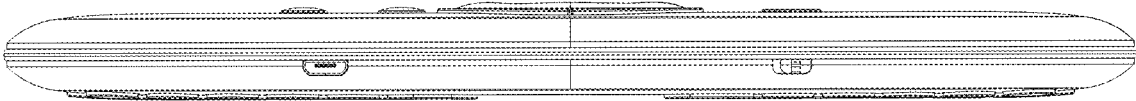


Fig. 5




Fig. 6

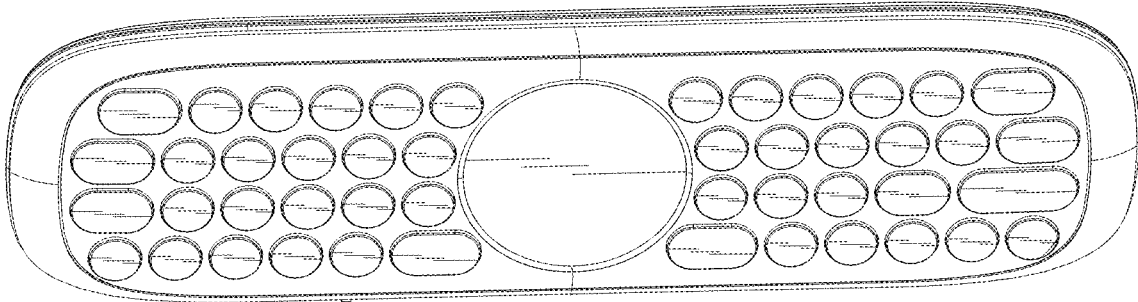


Fig. 7



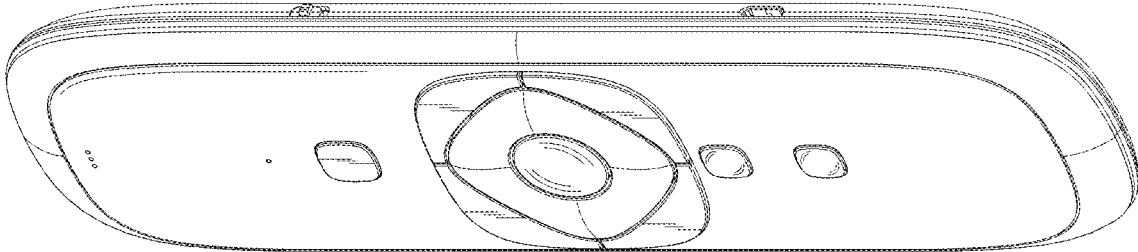


Fig. 8