



US00D420535S

United States Patent [19] Klock

[11] Patent Number: Des. 420,535

[45] Date of Patent: ** Feb. 15, 2000

[54] RACING DISPLAY UNIT

5,372,075 12/1994 Graf 108/180
5,560,500 10/1996 Wilcox 211/88.01
5,690,402 11/1997 Koppe 312/128

[76] Inventor: Jonathan Klock, 13607 Maxson Ct.,
Spotsylvania, Va. 22553

[**] Term: 14 Years

Primary Examiner—Doris V. Coles
Assistant Examiner—Linda Brooks
Attorney, Agent, or Firm—Kaufman & Canoles

[21] Appl. No.: 29/087,393

[57] CLAIM

[22] Filed: May 1, 1998

The ornamental design for a racing display unit, as shown and described.

[51] LOC (7) Cl. 06-04

[52] U.S. Cl. D6/478

[58] Field of Search D6/470, 473, 466,
D6/467, 468, 450, 563, 569-574, 477-479;
211/1, 13.1, 49.1, 86.01, 88.01, 90.04, 119.003,
126.1, 126.14, 126.16, 133.1, 134, 135;
D20/29, 35, 34; 312/204, 257.1

DESCRIPTION

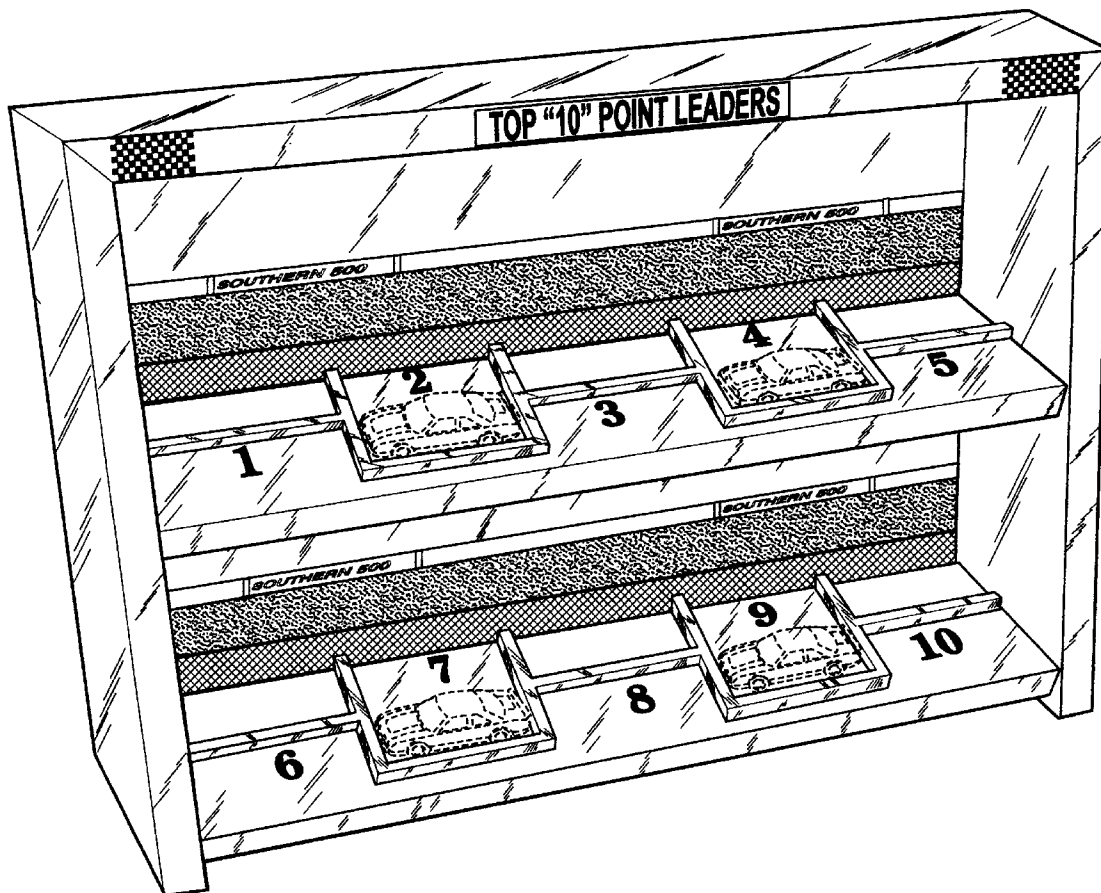
[56] References Cited

U.S. PATENT DOCUMENTS

D. 391,795 3/1998 Pellerin D6/574
D. 395,562 6/1998 Goodman D6/450
1,041,496 10/1912 Light .
1,881,212 10/1932 McKelvey 211/88.01 X
4,494,661 1/1985 Krusche 211/88.01 X

FIG. 1 is a frontal perspective view of a racing display unit showing my new design, with model race cars shown in broken lines for the purposes of illustration only and forming no part of the claimed design;
FIG. 2 is a front view on a reduced scale;
FIG. 3 is a rear view of FIG. 2;
FIG. 4 is a left side view of FIG. 2;
FIG. 5 is a right side view of FIG. 2;
FIG. 6 is a top view of FIG. 2; and,
FIG. 7 is a bottom view of FIG. 2.

1 Claim, 3 Drawing Sheets



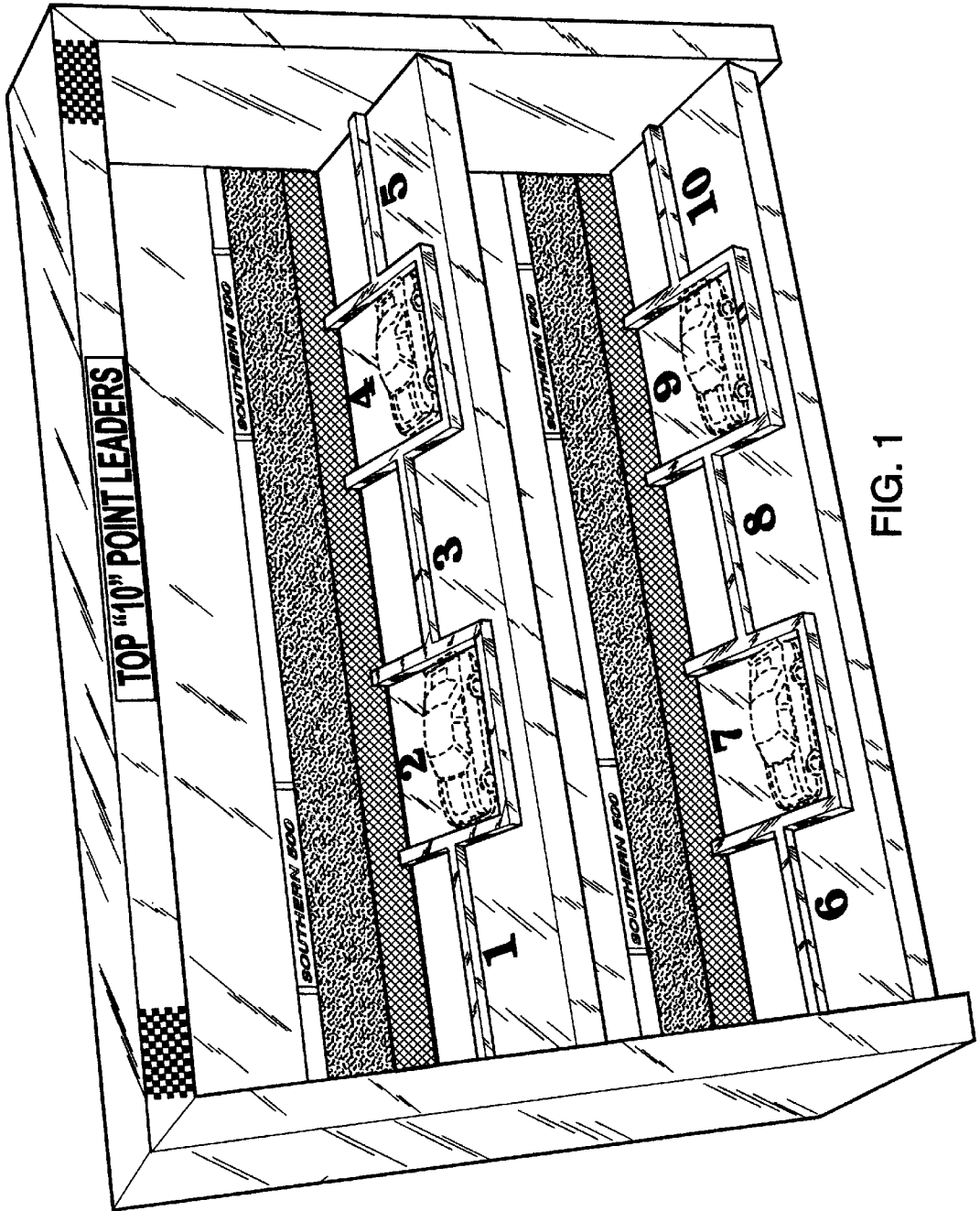


FIG. 1

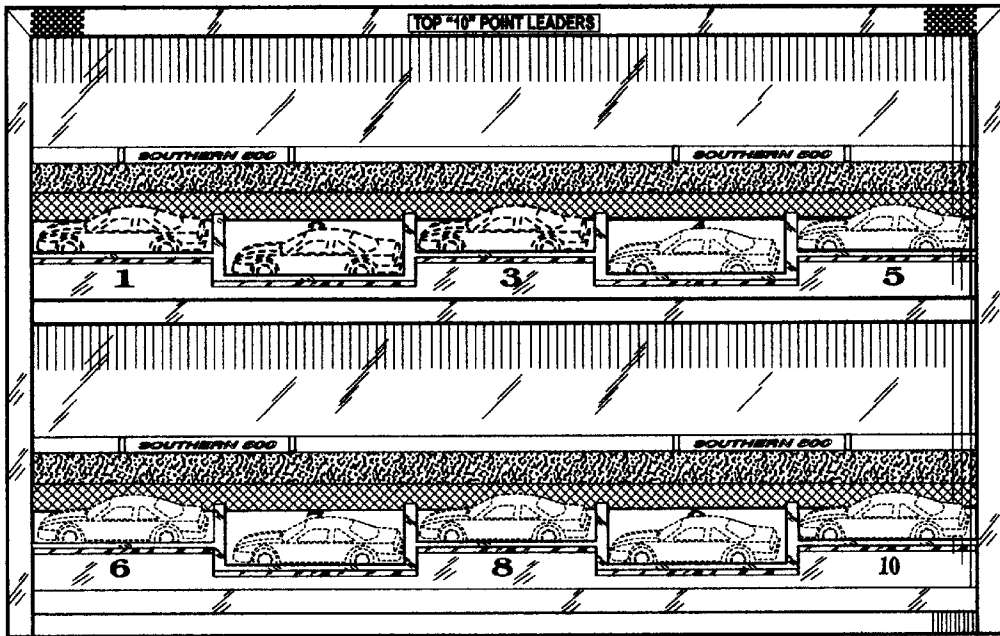


FIG. 2




FIG. 3




FIG. 4

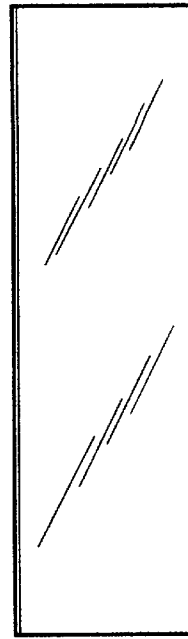


FIG. 5

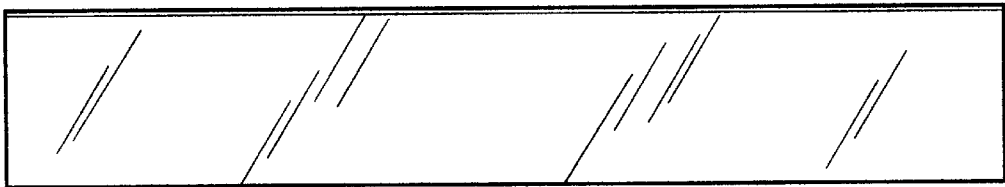


FIG. 6




FIG. 7