

(12) **United States Design Patent** (10) **Patent No.:** **US D778,752 S**
Selevan (45) **Date of Patent:** **** Feb. 14, 2017**

(54) **ELECTRONIC TRAFFIC SAFETY/GUIDANCE FLARE** 7,182,479 B1 * 2/2007 Flood F21L 4/00 362/157
 7,563,158 B2 7/2009 Haschke et al.
 D631,582 S * 1/2011 Hwang D26/24
 8,072,345 B2 * 12/2011 Gallo B60Q 1/52 340/472
 D654,387 S * 2/2012 Wilson D10/114.2
 8,154,424 B2 4/2012 Selevan
 D678,100 S * 3/2013 Hwang D10/114.1
 (Continued)

(**) Term: **14 Years**

(21) Appl. No.: **29/513,521**

(22) Filed: **Dec. 31, 2014**

(51) **LOC (10) Cl.** **10-05**

(52) **U.S. Cl.**
 USPC **D10/114.1**

(58) **Field of Classification Search**
 USPC D10/114.1, 114.3, 109.1, 113.1, 114.2;
 D26/24
 CPC B60Q 7/00; B60Q 1/52; F21L 4/00;
 F21L 4/02

See application file for complete search history.

(56) **References Cited**

U.S. PATENT DOCUMENTS

3,500,378 A	3/1970	Pickering et al.	
3,787,867 A	1/1974	Dodge et al.	
4,132,983 A	1/1979	Shapiro	
4,827,245 A	5/1989	Lipman	
4,841,278 A	6/1989	Tezuka et al.	
5,438,495 A	8/1995	Ahlen et al.	
6,486,797 B1 *	11/2002	Laidman	B60Q 7/00 340/332
D498,164 S *	11/2004	Delich	D10/114.3
6,929,378 B2	8/2005	Wang	
D515,958 S *	2/2006	Dueker	D10/109.1
7,088,222 B1 *	8/2006	Dueker	B60Q 7/00 340/321

OTHER PUBLICATIONS

Finley, M.D. et al., "Sequential Warning Light System for Work Zone Lane Closures," Texas Transportation System, (2011) pp. 1-23.

(Continued)

Primary Examiner — George D Kirschbaum
 (74) *Attorney, Agent, or Firm* — Robert D. Buyan; Stout, Uxa & Buyan, LLP

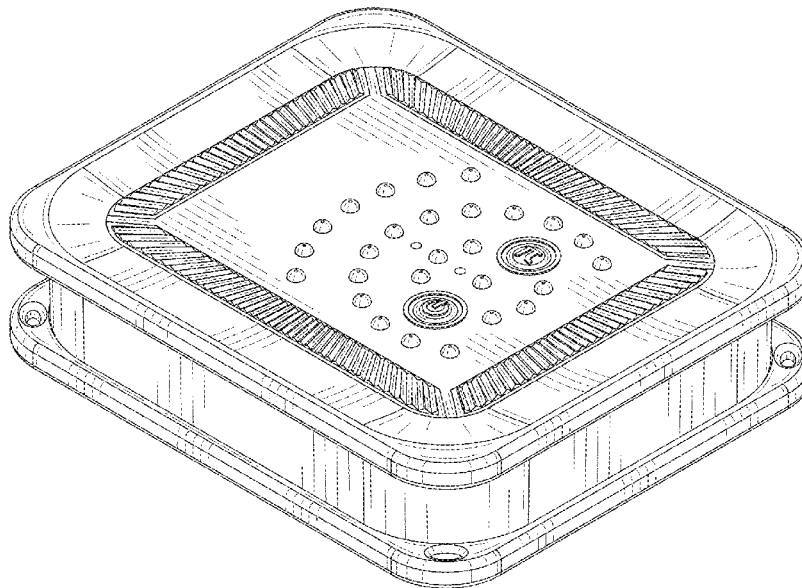
(57) **CLAIM**

The ornamental design for an electronic traffic safety/guidance flare, as shown.

DESCRIPTION

FIG. 1 is a left perspective view of an embodiment of an electronic traffic safety/guidance flare;
 FIG. 2 is a right side view of the embodiment of FIG. 1;
 FIG. 3 is a left side view of the embodiment of FIG. 1;
 FIG. 4 is a front view of the embodiment of FIG. 1;
 FIG. 5 is a rear view of the embodiment of FIG. 1;
 FIG. 6 is a top view of the embodiment of FIG. 1; and,
 FIG. 7 is a bottom view of the embodiment of FIG. 1.

1 Claim, 4 Drawing Sheets



(56)

References Cited

U.S. PATENT DOCUMENTS

8,564,456	B2	10/2013	Selevan	
9,437,109	B1*	9/2016	Stafford	F2IL 4/02
2002/0154787	A1	10/2002	Rice et al.	
2002/0175831	A1	11/2002	Bergan et al.	
2003/0164666	A1	9/2003	Crunk	
2004/0056779	A1	3/2004	Rast	
2004/0100396	A1	5/2004	Antico et al.	
2005/0040970	A1	2/2005	Hutchins et al.	
2006/0072306	A1	4/2006	Woodyard	
2007/0038743	A1	2/2007	Hellhake et al.	
2007/0194906	A1	8/2007	Sink	
2007/0222640	A1	9/2007	Guelzow et al.	
2008/0042866	A1	2/2008	Morse et al.	
2008/0091304	A1	4/2008	Ozick et al.	
2009/0115336	A1	5/2009	Wang	
2009/0187300	A1	7/2009	Everitt	
2013/0271294	A1	10/2013	Selevan	
2013/0293396	A1	11/2013	Selevan	
2014/0210373	A1	7/2014	Baret	

OTHER PUBLICATIONS

Sun, C. et al., "Cost-Benefit Analysis of Sequential Warning Lights in Nighttime Work Zone Tapers", University of Missouri, Report to the Smart Work Zone Deployment Initiative, Jun. 6, 2011.
Internet Website Screen Capture, www.empco-lite.com; Sep. 6, 2010.

* cited by examiner

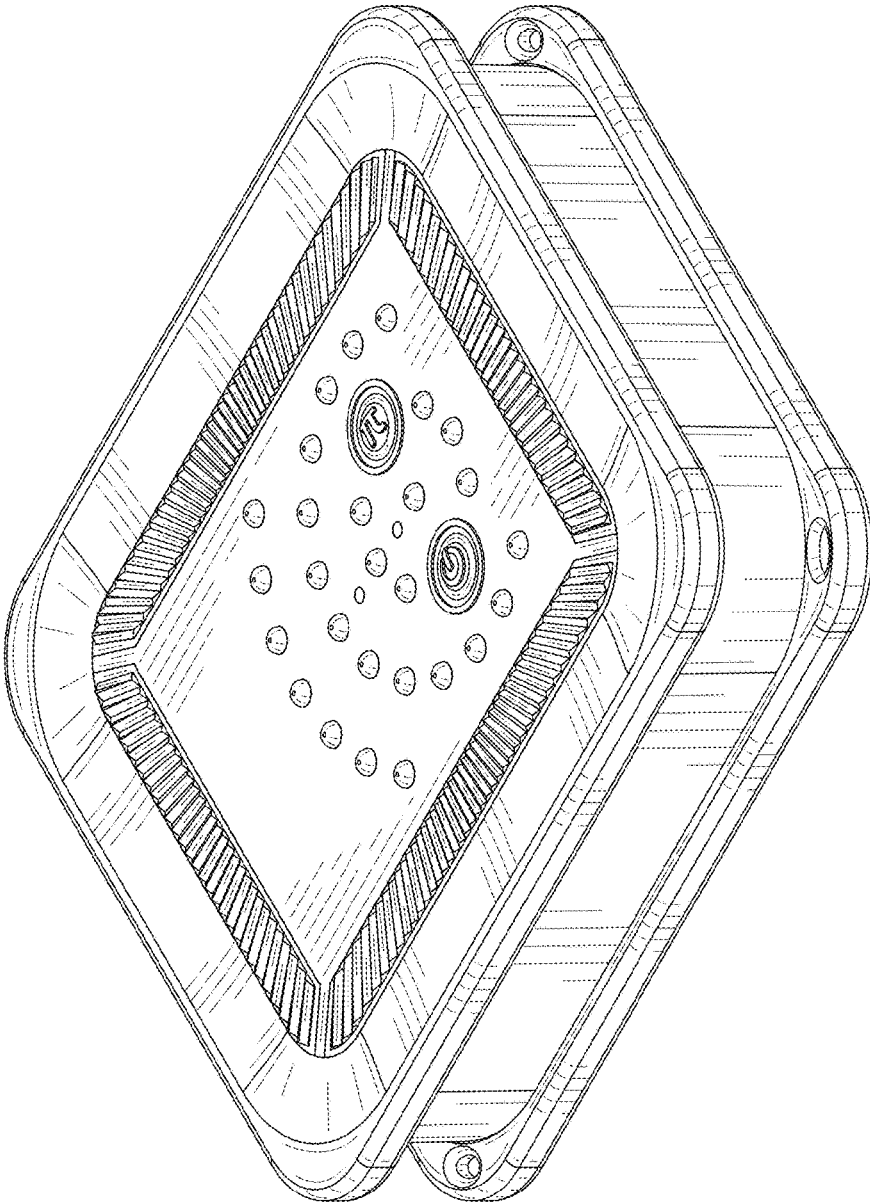


FIG. 1

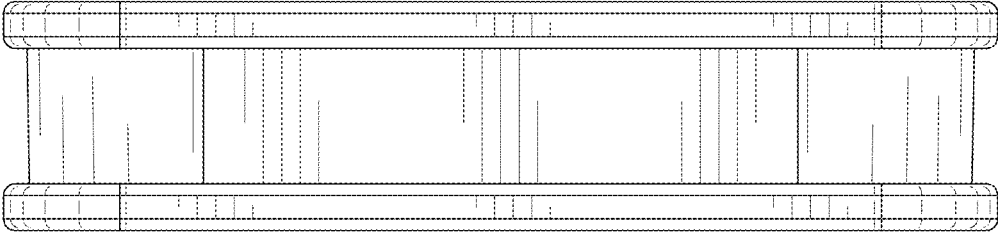


FIG. 2

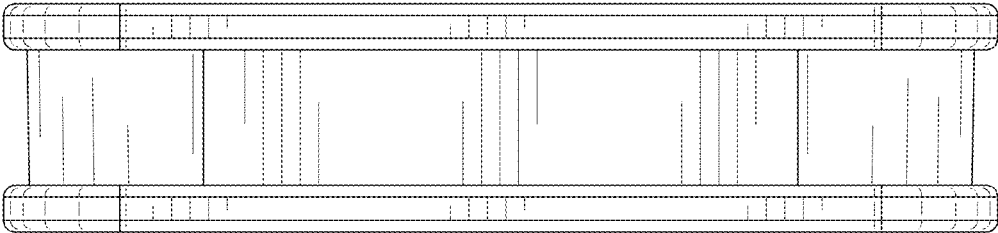


FIG. 3

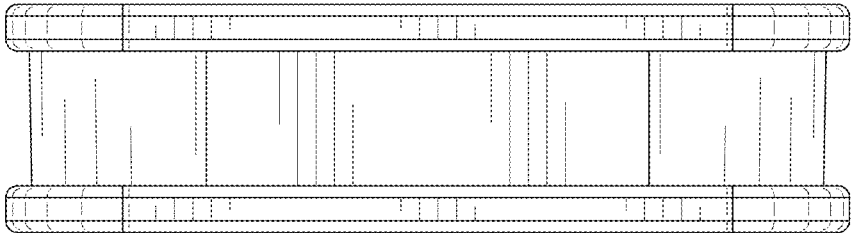


FIG. 4

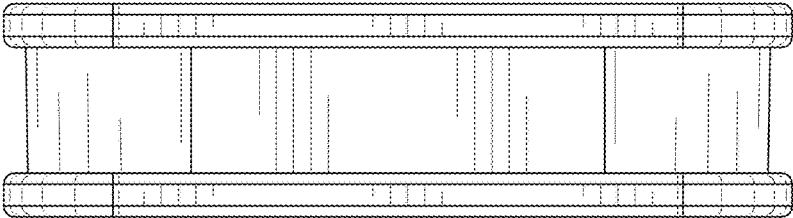


FIG. 5

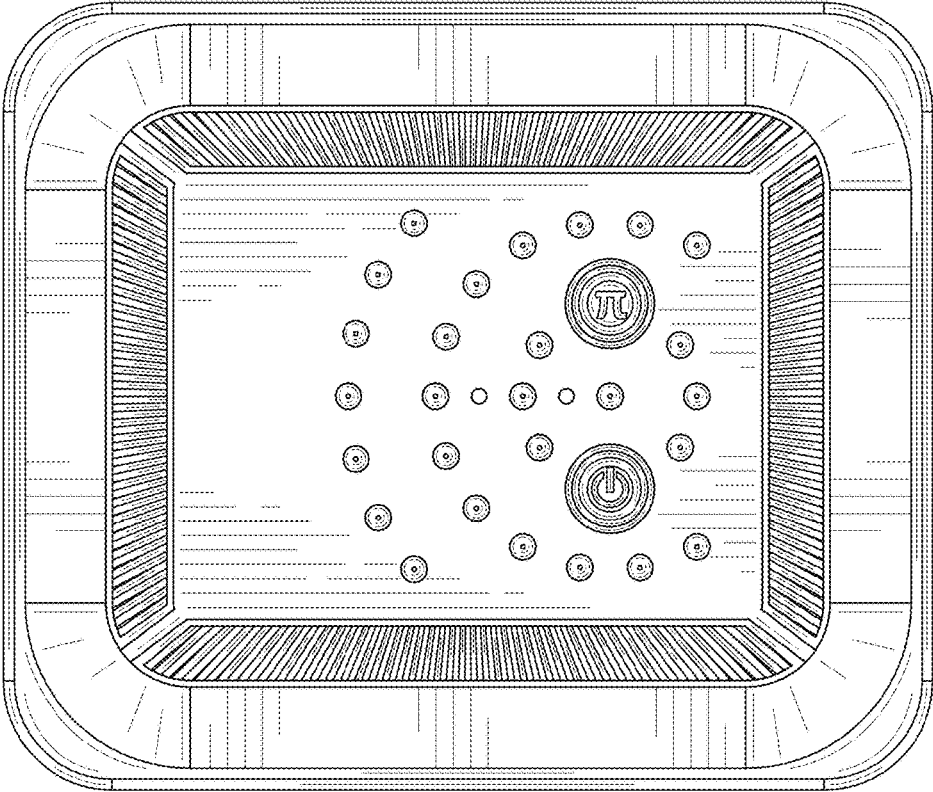


FIG. 6

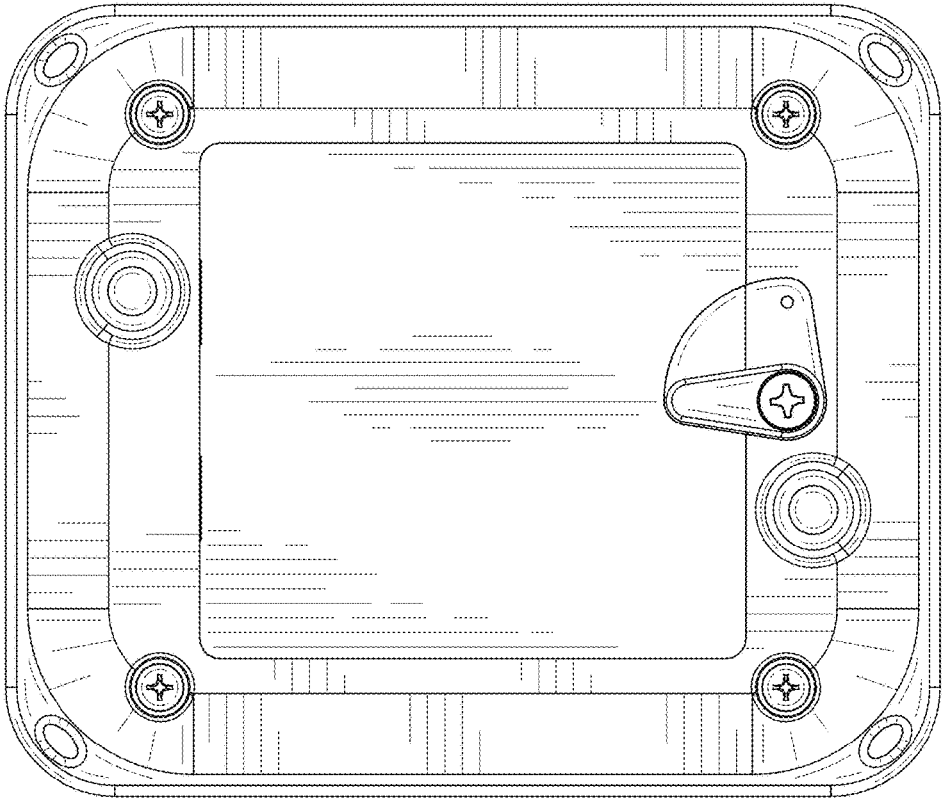


FIG. 7